


**ENVIRONMENTAL COMPLIANCE & AREA COMPLETION PROJECTS (EC&ACP) STANDARD
OPERATING PROCEDURES, VOL. I**

 Manual: C3
 Procedure: ER-IDS-019-037
 Revision: 4
 Effective Date: 06/02/2016
 Type-Class: Form
 Page: 1 of 3

H-AREA INACTIVE PROCESS SEWER FIELD INSPECTION CHECKLIST
WORKING COPY

This document is a Working Copy. Prior to start of work, verify this is the latest revision per the Procedure Index.



Verified By

7-10-18

Date

CAUTION

The Inspector shall IMMEDIATELY notify the Post-Closure Manager and Environmental Compliance Authority if there has been a breach or compromise of the institutional controls of this waste unit. This notification shall be in accordance with Savannah River Site post-closure inspection procedures.

NOTE

1. Manual C3, ER-SOP-019, *Waste Unit Inspection and Maintenance*, shall be referred to for inspection details.
2. Monitoring wells associated with this waste unit are maintained in accordance with EC&ACP Monitoring Well Procedures.
3. Steps in this checklist may be completed concurrently or in any order.


SCHEDULED

UNSCHEDULED

A = Satisfactory		A or X	Observation/Corrective Action Taken
X = Unsatisfactory (Explanation required)			
1.	Verify the underground piping signs are in acceptable condition, have the correct information, and are legible from a distance of 25 feet.	A	
2.	Check for excessive vegetation that may obstruct warning signs or visibility of the inspection area.	X	VEGETATION NEEDS CUTTING AROUND SOME WARNING SIGNS. SEE MAP NOTE ①. REF MAINT Register PL-2018-00072

H-Area Inactive Process Sewer Field Inspection Checklist

Manual: C3
 Procedure: ER-IDS-019-037
 Revision: 4
 Page: 2 of 3

 SCHEDULED

 UNSCHEDULED

A = Satisfactory	A or X	Observation/Corrective Action Taken
X = Unsatisfactory (Explanation required)		
3. Inspect the vegetative and/or closure cover over the pipeline for erosion, abnormal soil cracks, depressions (subsidence), standing water, or mounding.	A	
4. Check for signs of burrowing animals.	X	ACTIVE ANT MOUNDS ON SOIL COVER. SEE MAP NOTE (2) REF. MAINT. REGISTER PL-2018-00013
5. Visually check vegetative cover for grass density with no bare spots more than 3 feet by 3 feet in area. The height of the vegetation should not impair the visual inspection of the soil cover. This will be determined by the Inspector.	A	
6. Check the survey benchmarks for damage and visibility.	A	
7. Check integrity and condition of concrete and asphalt over pipeline.	A	
8. Verify that there are no excavation digging or construction activities on the soil cover.	A	
9. Other		NO FURTHER ENTRIES COL 7-10-18

Inspected By

CHARLES P. CARTER (Print Name)	Charles P. Carter (Signature)	7-10-18 (Date)
-----------------------------------	----------------------------------	-------------------

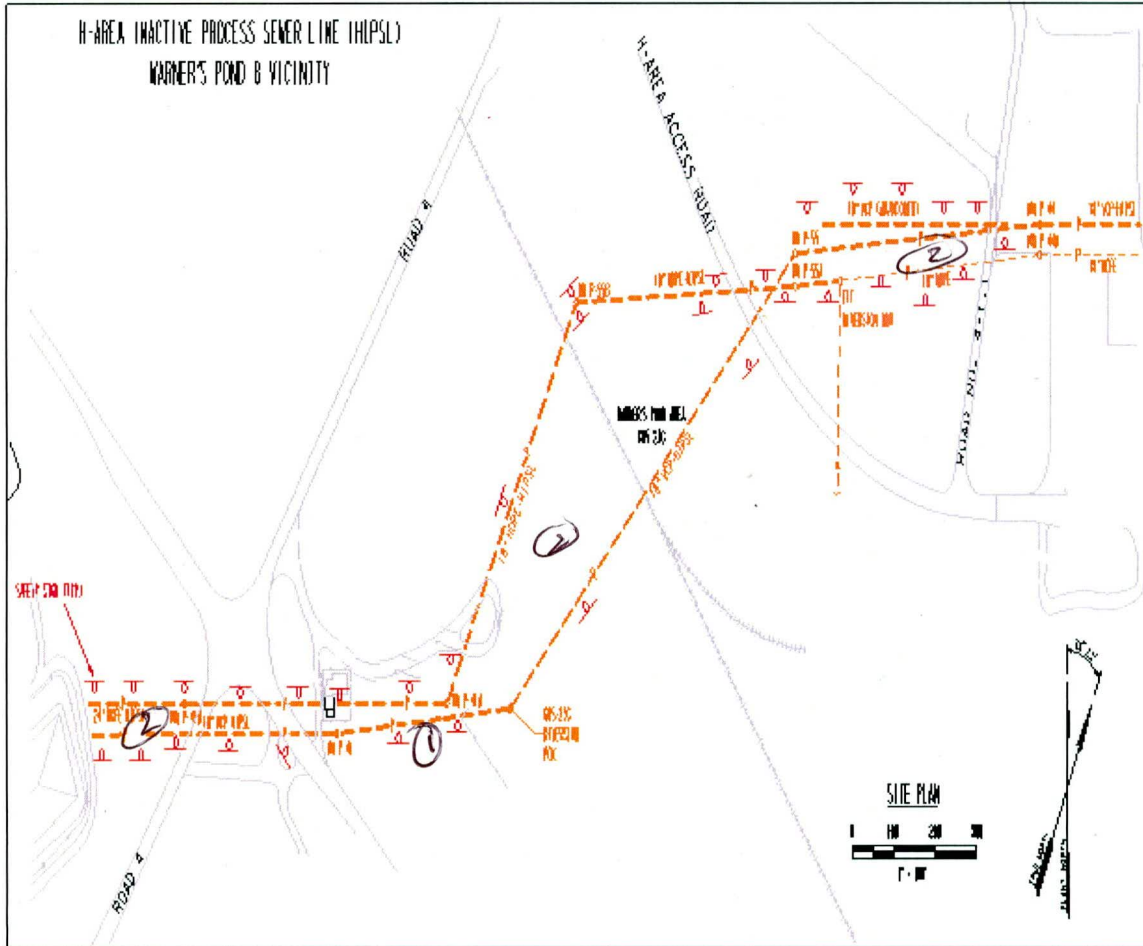
Review By Post-Closure Manager

George W. Joyner (Print Name)	George W. Joyner (Signature)	8/9/18 (Date)
----------------------------------	---------------------------------	------------------

H-Area Inactive Process Sewer Field Inspection Checklist

Manual: C3
 Procedure: ER-IDS-019-037
 Revision: 4
 Page: 3 of 3

H AREA INACTIVE PROCESS SEWER



NOTES:

NOTES: (1) = VEGETATION NEEDS CUTTING AROUND SOME WARNING SIGNS. USFS WILL CUT VEGETATION (2) = ACTIVE ANT MOUNDS ON SOIL COVER. Applied 1.0 lb of EXTENQUISH ANT BAIT.

~~NO FURTHER ENTRIES~~

C.P.C. 7-10-18

POST CLOSURE MAINTENANCE REGISTER

Index Number
Unit Name

554 H-AREA INACTIVE PROCESS SEWER LINE

Watershed FOURMILE BRANCH

AHA # AHA-ER-5534
 Work Order # NA
 Work Group POST CLOSURE MAINTENANCE
 Priority Medium
 RCRA NO

Maintenance Number	PC-2018-00073	Maintenance Status	Complete
Inspection Date	7/10/2018	Chemical Type	Pesticide
Completion Date	7/10/2018	Chemical Name	Extinguish
		Amount Used	1.0 Pounds


Description Of Maintenance Item
 Active ant mounds on waste unit

Maintenance Item Corrected
 Applied Extinguish ant bait

Notes

Approved by : George Joyner - ACP Post Closure Manager

Signature



Approval date :

8/9/18

