

**ENVIRONMENTAL COMPLIANCE & AREA COMPLETION PROJECTS (EC&ACP) STANDARD OPERATING PROCEDURES, VOL. I**

Manual: C3  
 Procedure: ER-IDS-019-018  
 Revision: 2  
 Effective Date: 06/01/2016  
 Type-Class: Form  
 Page: 1 of 4

**MIXED WASTE MANAGEMENT FACILITY POST CLOSURE INSPECTION, BLDG. 643-28G AND LOW-LEVEL RADIOACTIVE WASTE DISPOSAL FACILITY FIELD INSPECTION CHECKLIST**

**WORKING COPY**

This document is a Working Copy. Prior to start of work, verify this is the latest revision per the Procedure Index.

*Charles P. Carter*  
 Verified By

*5-9-18*  
 Date

**CAUTION**

The Inspector shall IMMEDIATELY notify the Post-Closure Manager and Environmental Compliance Authority if there has been a breach or compromise of the institutional controls of this waste unit. This notification shall be in accordance with Savannah River Site post-closure inspection procedures.

**NOTE**

1. Manual C3, ER-SOP-019, *Waste Unit Inspection and Maintenance*, shall be referred to for inspection details.
2. Monitoring wells associated with this waste unit are maintained in accordance with EC&ACP monitoring well procedures.
3. All entry and accountability requirements shall be followed for the Mixed Waste Management Facility.
4. Steps in this checklist may be completed concurrently or in any order.
5. Unsatisfactory conditions found during the inspection may be listed on the detailed map of the inspected area.

**SCHEDULED**

**UNSCHEDULED**

A = Satisfactory X = Unsatisfactory (Explanation required)		A or X	Observation/Corrective Action Taken
1.	Verify roads are accessible to closed site.	A	
2.	Verify waste unit signs (24) are in acceptable condition, have correct information and are legible from a distance of 25 feet. <b>REFER TO</b> Manual C3, ER-SOP-019, for source document.	A	

Mixed Waste Management Facility Post Closure Inspection, Bldg. 643-28G and Low-Level  
Radioactive Waste Disposal Facility Field Inspection Checklist

Manual: C3  
Procedure: ER-IDS-019-018  
Revision: 2  
Page: 2 of 4

SCHEDULED

UNSCHEDULED

<b>A = Satisfactory</b> <b>X = Unsatisfactory (Explanation required)</b>	A or X	Observation/Corrective Action Taken
3. Verify fence wire, posts, gates, other areas of fence, are intact and in good condition, both inside and outside the perimeter fence.	A	
4. Check for excessive vegetation growing over fences which may obstruct warning signs or visibility of the closure cover.	A	
5. Inspect closure cover and check for erosion, uncovered buried waste, abnormal soil cracks, and presence of burrowing animals.	X	ACTIVE ANT MOUNDS ON SOIL COVER SEE MAP NOTE ① REF. MAINT. REGISTER: PL-2018-00050
6. Check integrity of concrete-lined drainage channels inside and outside fenced areas for the presence of erosion or debris restricting water flow. Build-up of debris/sedimentation in drainage ditches is not to exceed 2 inches. Ditches are designed to collect run-off and divert run-on. Standing water in the ditches or on the cover is not to exceed defined limits.	X	CARRY OVER ITEM: CONCRETE JOINT SEALANT NEEDS REPAIR. SEE MAP- NOTE ② REF. MAINT. REGISTER PL-2017-00066
7. Visually verify weep holes in the concrete-lined drainage channels are not plugged.	A	
8. Visually check the cover and side slopes for signs of ponding, slumping, excessive erosion and any observable depressions indicating subsidence.	A	
9. Visually check vegetative cover for grass density with no bare spots more than 3 feet in diameter. There should be no woody vegetation or shrubs growing on the closure covers. The height of vegetative cover should not impair visual inspection of closure. This will be determined by the EC&ACP Post Closure Inspector.	A	


Mixed Waste Management Facility Post Closure Inspection, Bldg. 643-28G and Low-Level  
Radioactive Waste Disposal Facility Field Inspection Checklist


Manual: C3  
Procedure: ER-IDS-019-018  
Revision: 2  
Page: 3 of 4

SCHEDULED

UNSCHEDULED

<b>A = Satisfactory</b> <b>X = Unsatisfactory (Explanation required)</b>	A or X	Observation/Corrective Action Taken
10. Visually check subsidence monitors for damage and visibility.	A	
11. Visually perform a condition check of survey benchmarks for damage and visibility.	A	
12. Verify unattended gates are locked to prevent unauthorized entry.	A	
13. Verify annual elevation surveys of the subsidence monitors have been performed by end of November for current year. Verify copies of survey results are in EC&ACP Document Control Center.	A	SURVEY COMPLETE 10-24-17
14. The Inspector shall verify in January, April, July, and October, previous "Quarterly Monitoring Well Inspection Report" has been sent to EC&ACP Document Control Center. This report can be obtained from EC&ACP Post-Closure Well Maintenance Group.	A	SEE DOCUMENT NO. SRNS-J2000-2018-00316
15. Check gas vents for signs of damage or obstructions.	A	
16. Other	NO FURTHER ENTRIES	CPL 5-9-18

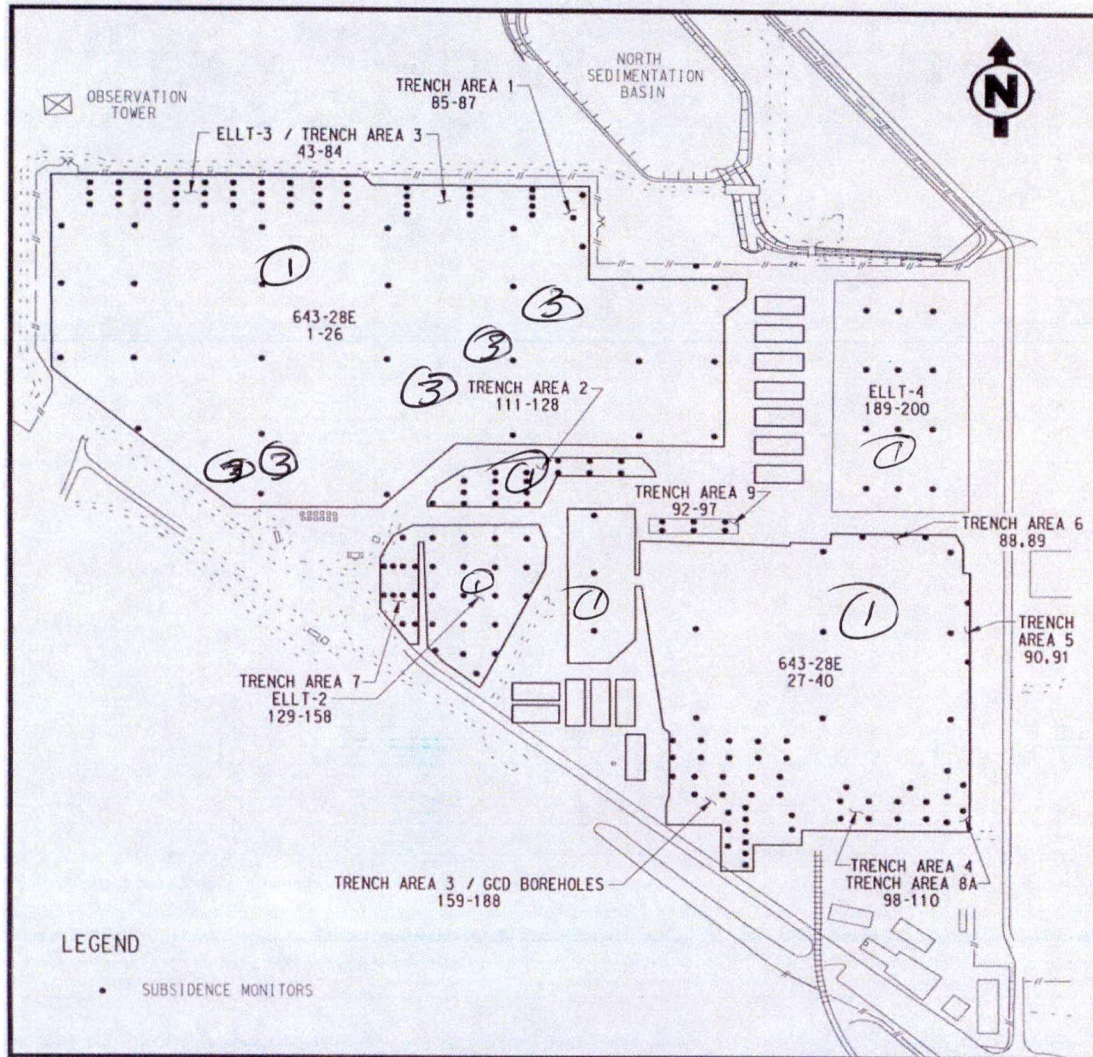
Inspected By		
CHARLES P. CARTER (Print Name)	 (Signature)	5-9-18 (Date)

Review By Post-Closure Manager		
George W. Joyner (Print Name)	 (Signature)	6/19/18 (Date)

Mixed Waste Management Facility Post Closure Inspection,  
Bldg. 643-28G and Low-Level Radioactive Waste Disposal  
Facility Field Inspection Checklist

Manual: C3  
Procedure: ER-IDS-019-018  
Revision: 2  
Page: 4 of 4

Map of Mixed Waste Management Facility, Bldg. 643-28G and Low-Level Radioactive Waste  
Disposal Facility



NOTES: ① = ACTIVE ANT MOUNDS ON SOIL COVER. Applied 3.0 lbs of EXTINGUISH ANT BAIT. ② = CARRY OVER ITEM; CONCRETE JOINT SEALANT IN DITCHES NEEDS REPAIR. ACP WILL PREPARE A WORK PACKAGE FOR REPAIRS.

CPC 5-9-18

# POST CLOSURE MAINTENANCE REGISTER

**Index Number**
**Unit Name**

16 MIXED WASTE MANAGEMENT FACILITY (INCLUDING THE RCRA REGULATED PORTIONS OF THE LLRWF 643-7E) & 643-28E

**Watershed** UPPER THREE RUNS

AHA # NA  
 Work Order # NA  
 Work Group POST CLOSURE MAINTENANCE  
 Priority Medium  
 RCRA YES

<b>Maintenance Number</b>	PC-2018-00050	Maintenance Status	Complete
Inspection Date	5/9/2018	Chemical Type	Pesticide
Completion Date	5/9/2018	Chemical Name	Extinguish
		Amount Used	3.0 Pounds

**Description Of Maintenance Item**

Active ant mounds on waste unit


**Maintenance Item Corrected**

Applied Extinguish pesticide

**Notes** New observation.

Approved by : George Joyner - ACP Post Closure Manager

Signature



Approval date :

6/19/18