

**ENVIRONMENTAL COMPLIANCE & AREA COMPLETION PROJECTS (EC&ACP) STANDARD
OPERATING PROCEDURES, VOL. I**
Manual: C3
Procedure: ER-IDS-019-021
Revision: 3
Effective Date: 08/30/2016
Type-Class: Form
Page: 1 of 4
**H-AREA HAZARDOUS WASTE MANAGEMENT FACILITY (BLDGS. 904-44G, 904-45G, 904-46G AND
904-56G) FIELD INSPECTION CHECKLIST**
WORKING COPY

This document is a Working Copy. Prior to start of work, verify this is the latest revision per the Procedure Index.



Verified By

04/27/2021

Date

CAUTION

The Inspector shall IMMEDIATELY notify the Post-Closure Manager and Environmental Compliance Authority if there has been a breach or compromise of the institutional controls of this waste unit. This notification shall be in accordance with Savannah River Site post-closure inspection procedures.

NOTE

1. Manual C3, ER-SOP-019, *Waste Unit Inspection and Maintenance*, shall be referred to for inspection details.
2. Monitoring wells associated with this waste unit are maintained in accordance with EC&ACP Monitoring Well Procedures.
3. Steps in this checklist may be completed concurrently or in any order.
4. Previous waste unit inspections can be found in the records of Manual C3, ER-SOP-009, *Post Closure Inspection H-Area Hazardous Waste Management Facility Bldg. 904-44G, 904-45G, 904-46G, 904-56 (U)* prior to January 28th, 2014.
5. Unsatisfactory conditions found during the inspection may be listed on the detailed map of the inspected area.

 SCHEDULED
 UNSCHEDULED

A = Satisfactory X = Unsatisfactory (Explanation required)		A or X	Observation/Corrective Action Taken
1.	Verify roads to waste unit are accessible.	A	

H-Area Hazardous Waste Management Facility (Bldgs. 904-44G, 904-45G, 904-46G And 904-56G)
 Field Inspection Checklist

Manual: C3
 Procedure: ER-IDS-019-021
 Revision: 3
 Page: 2 of 4

SCHEDULED UNSCHEDULED

A = Satisfactory X = Unsatisfactory (Explanation required)	A or X	Observation/Corrective Action Taken
2.	Verify that the waste unit signs are in acceptable condition, have correct information and are legible from a distance of 25 feet.	A
3.	Verify fences, posts, gates, etc., are in good condition and unattended gates are locked.	A
4.	Check for excessive vegetation growing over fences that may obstruct warning signs for visibility of the inspection area.	A
5.	Inspect closure cover for erosion, abnormal soil cracks, depressions or ponding indicating subsidence.	A
6.	Check for signs of burrowing animals.	X Active ant mounds on the soil cover. See map note: 1 Ref. Maint. Register: PC-2021-00030
7.	Check the integrity of drainage ditches inside and outside of the fence areas for excessive erosion and the presence of soil, sediment or debris restricting water flow.	A
8.	Visually check vegetative cover for grass density with no bare spots more than 3 feet by 3 feet. There should be no woody vegetation or shrubs growing within the perimeter fence. The height of the vegetative cover should not impair the visual inspection of the closure. This will be determined by the Post Closure Inspector.	X Shallow rutting caused by mowing equipment. See map note: 2 Reference Maintenance Register: PC-2020-00075

H-Area Hazardous Waste Management Facility (Bldgs. 904-44G, 904-45G, 904-46G And 904-56G)
 Field Inspection Checklist


Manual: C3
 Procedure: ER-IDS-019-021
 Revision: 3
 Page: 3 of 4


SCHEDULED

UNSCHEDULED

A = Satisfactory X = Unsatisfactory (Explanation required)	A or X	Observation/Corrective Action Taken
9. Visually check subsidence monitors for damage.	A	
10. Check of the survey benchmarks for damage and visibility.	A	
11. Check the side slopes for signs of slumping and ditches for signs of excessive erosion.	A	
12. Verify the annual elevation surveys of the subsidence monitors have been performed for the current year and that the results have been submitted to the Document Control Center.	A	Survey completed 07/09/2020
13. Other	<div style="font-size: 2em; font-weight: bold;">NO FURTHER ENTRIES</div>	

CPC 04/27/2021

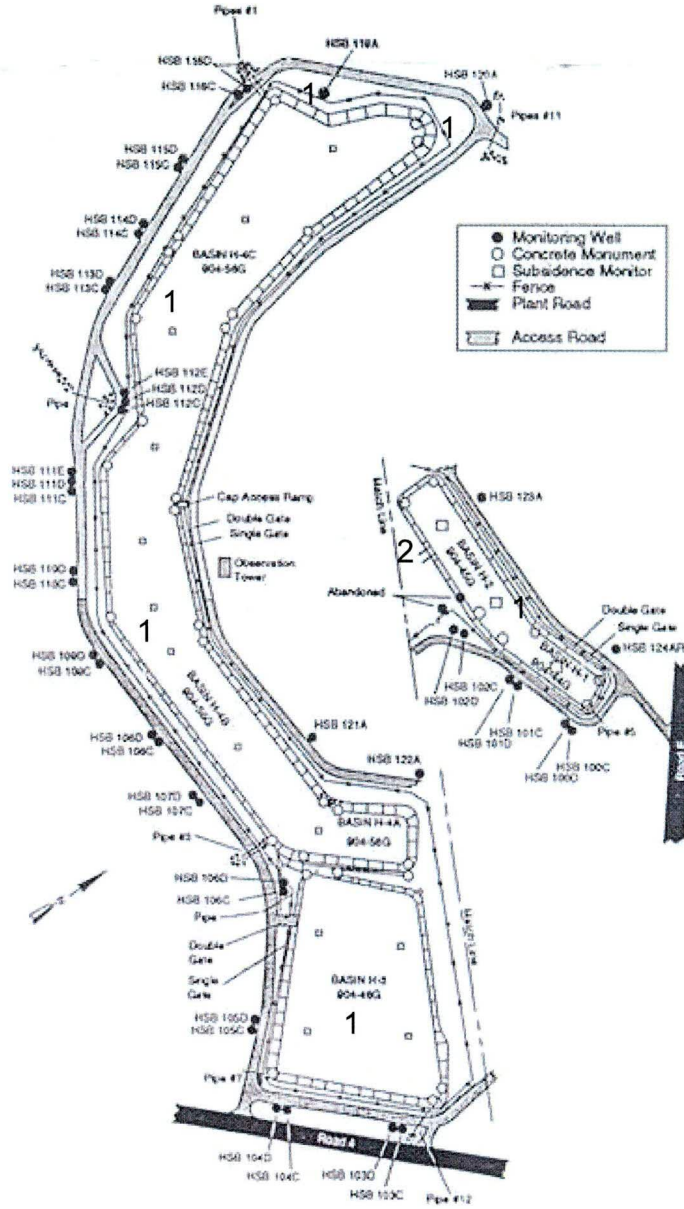
Inspected By		
Charles P. Carter	 (Signature)	04/27/2021 (Date)

Review By Post-Closure Manager		
George W. Joyner (Print Name)	 (Signature)	4/27/21 (Date)

H-Area Hazardous Waste Management Facility (Bldgs. 904-44G, 904-45G, 904-46G And 904-56G) Field Inspection Checklist

Manual: C3
Procedure: ER-IDS-019-021
Revision: 3
Page: 4 of 4

**MAP OF H-AREA HAZARDOUS WASTE MANAGEMENT FACILITY
 BLDG. 904-44G, 904-45-G 904-46-G & 904-56G**



NOTES: 1=Active ant mounds on the soil cover. Applied 8.0 lbs. of Extinguish ant bait.

2= Shallow rutting caused by mowing equipment. USFS will repair rutting by raking flat, applying grass seed and straw.

NO FURTHER ENTRIES

POST CLOSURE MAINTENANCE REGISTER

Index Number	Unit Name
7	H-AREA HAZARDOUS WASTE MANAGEMENT FACILITY (H-AREA SEEPAGE BASIN 904-44G)
8	H-AREA HAZARDOUS WASTE MANAGEMENT FACILITY (H-AREA SEEPAGE BASIN 904-45G)
9	H-AREA HAZARDOUS WASTE MANAGEMENT FACILITY (H-AREA SEEPAGE BASIN 904-46G)
10	H-AREA HAZARDOUS WASTE MANAGEMENT FACILITY (H-AREA SEEPAGE BASIN 904-56G)

Watershed FOURMILE BRANCH

AHA # AHA-ER-5534
Work Order # N/A
Work Group POST CLOSURE MAINTENANCE
Priority Medium
RCRA YES

Maintenance Number	PC-2021-00030	Maintenance Status	Complete
Inspection Date	4/27/2021	Chemical Type	Pesticide
Completion Date	4/27/2021	Chemical Name	Extinguish
		Amount Used	8.0 Pounds


Description Of Maintenance Item
Active ant mounds on waste unit

Maintenance Item Corrected
Applied Extinguish pesticide

Notes New observation

Approved by : George Joyner - ACP Post Closure Manager

Signature



Approval date :

4/27/21

POST CLOSURE MAINTENANCE REGISTER

Index Number	Unit Name
7	H-AREA HAZARDOUS WASTE MANAGEMENT FACILITY (H-AREA SEEPAGE BASIN 904-44G)
8	H-AREA HAZARDOUS WASTE MANAGEMENT FACILITY (H-AREA SEEPAGE BASIN 904-45G)
9	H-AREA HAZARDOUS WASTE MANAGEMENT FACILITY (H-AREA SEEPAGE BASIN 904-46G)
10	H-AREA HAZARDOUS WASTE MANAGEMENT FACILITY (H-AREA SEEPAGE BASIN 904-56G)

Watershed FOURMILE BRANCH

AHA # NA
Work Order # N/A
Work Group USFS
Priority Medium
RCRA YES

Maintenance Number PC-2020-00075 **Maintenance Status** Incomplete
Inspection Date 10/5/2020 **Chemical Type** NA
Completion Date 5/3/2021 **Chemical Name**
Amount Used


Description Of Maintenance Item
Shallow rutting caused by mowing equipment.

Maintenance Item Corrected
USFS repaired with topsoil and grass seed

Notes New observation

Approved by : George Joyner - ACP Post Closure Manager

Signature



Approval date :

5/4/21