


ENVIRONMENTAL COMPLIANCE & AREA COMPLETION PROJECTS (EC&ACP) STANDARD OPERATING PROCEDURES, VOL. I

Manual: C3
Procedure: ER-IDS-019-018
Revision: 3
Effective Date: 11/26/2018
Type-Class: Checklist
Page: 1 of 4

MIXED WASTE MANAGEMENT FACILITY POST CLOSURE INSPECTION, BLDG. 643-28E AND LOW-LEVEL RADIOACTIVE WASTE DISPOSAL FACILITY FIELD INSPECTION CHECKLIST

WORKING COPY

This document is a Working Copy. Prior to start of work, verify this is the latest revision per the Procedure Index.



 Verified By 02/24/2021
Date

CAUTION

The Inspector shall IMMEDIATELY notify the Post-Closure Manager and Environmental Compliance Authority if there has been a breach or compromise of the institutional controls of this waste unit. This notification shall be in accordance with Savannah River Site post-closure inspection procedures.

NOTE

1. Manual C3, Vol. I, ER-SOP-019, Waste Unit Inspection and Maintenance, shall be referred to for inspection details.
2. Monitoring wells associated with this waste unit are maintained in accordance with EC&ACP monitoring well procedures.
3. All entry and accountability requirements shall be followed for the Mixed Waste Management Facility.
4. Steps in this checklist may be completed concurrently or in any order.
5. Unsatisfactory conditions found during the inspection may be listed on the detailed map of the inspected area.

SCHEDULED **UNSCHEDULED**

A = Satisfactory X = Unsatisfactory (Explanation required)	A or X	Observation/Corrective Action Taken
1. Verify roads are accessible to closed site.	A	
2. Verify waste unit signs (24) are in acceptable condition, have correct information and are legible from a distance of 25 feet and refer to Manual C3, Vol. I, ER-SOP-019, for source document.	A	

Mixed Waste Management Facility Post Closure Inspection, Bldg. 643-28E and Low-Level
 Radioactive Waste Disposal Facility Field Inspection Checklist

SCHEDULED UNSCHEDULED

A = Satisfactory X = Unsatisfactory (Explanation required)		A or X	Observation/Corrective Action Taken
3.	Verify fence wire, posts, gates, other areas of fence are intact and in good condition, both inside and outside the perimeter fence.	A	
4.	Check for excessive vegetation growing over fences which may obstruct warning signs or visibility of the closure cover.	A	
5.	Inspect closure cover and check for erosion, uncovered buried waste, abnormal soil cracks, and presence of burrowing animals.	X	Active ant mounds on soil cover. See map note: 1 Ref. maint. register PC-2021-00013
6.	Check integrity of concrete-lined drainage channels inside and outside fenced areas for the presence of erosion or debris restricting water flow. Build-up of debris/sedimentation in drainage ditches is not to exceed 2 inches. Ditches are designed to collect run-off and divert run-on. Standing water in the ditches or on the cover is not to exceed defined limits.	X	Carry over item: Concrete joint sealant needs repair. See map note: 2 Ref. maint. register PC-2017-00066. Carry over item: Concrete lined channels has areas of spalling/flaking. See map note: 3 Ref. maint. register PC-2019-00023
7.	Visually verify weep holes in the concrete-lined drainage channels are not plugged.	A	
8.	Visually check the cover and side slopes for signs of ponding, slumping, excessive erosion, and any observable depressions indicating subsidence.	X	See step 16
9.	Visually check vegetative cover for grass density with no bare spots more than 3 feet in diameter. There should be no woody vegetation or shrubs growing on the closure covers. The height of vegetative cover should not impair visual inspection of closure. This will be determined by the EC&ACP Post Closure Inspector.	A	
10.	Visually check subsidence monitors for damage and visibility.	A	

Mixed Waste Management Facility Post Closure Inspection, Bldg. 643-28E and Low-Level
 Radioactive Waste Disposal Facility Field Inspection Checklist

SCHEDULED UNSCHEDULED

A = Satisfactory X = Unsatisfactory (Explanation required)		A or X	Observation/Corrective Action Taken
11.	Visually perform a condition check of survey benchmarks for damage and visibility.	A	
12.	Verify unattended gates are locked to prevent unauthorized entry.	A	
13.	Verify annual elevation surveys of the subsidence monitors have been performed by end of November for current year. Verify copies of survey results are in EC&ACP Document Control Center.	A	Survey Complete 07/14/2020
14.	(Inspector) Verify in January, April, July, and October, previous "Quarterly Monitoring Well Inspection Report" has been sent to EC&ACP Document Control Center. This report can be obtained from EC&ACP Post-Closure Well Maintenance Group.	A	SRNS-J2000-2021-00157
15.	Check gas vents for signs of damage or obstructions.	A	
16.	Other Subsidence on Trench 2. Carry over item: See map note: 4 Ref. maint. register PC-2019-00022	X	Subsidence noticed on Trench 2. This area of subsidence was also noticed on July 10, 2014 and repaired with topsoil, grass seed and straw on July 29, 2015 The area is currently under engineering evaluation for repair.

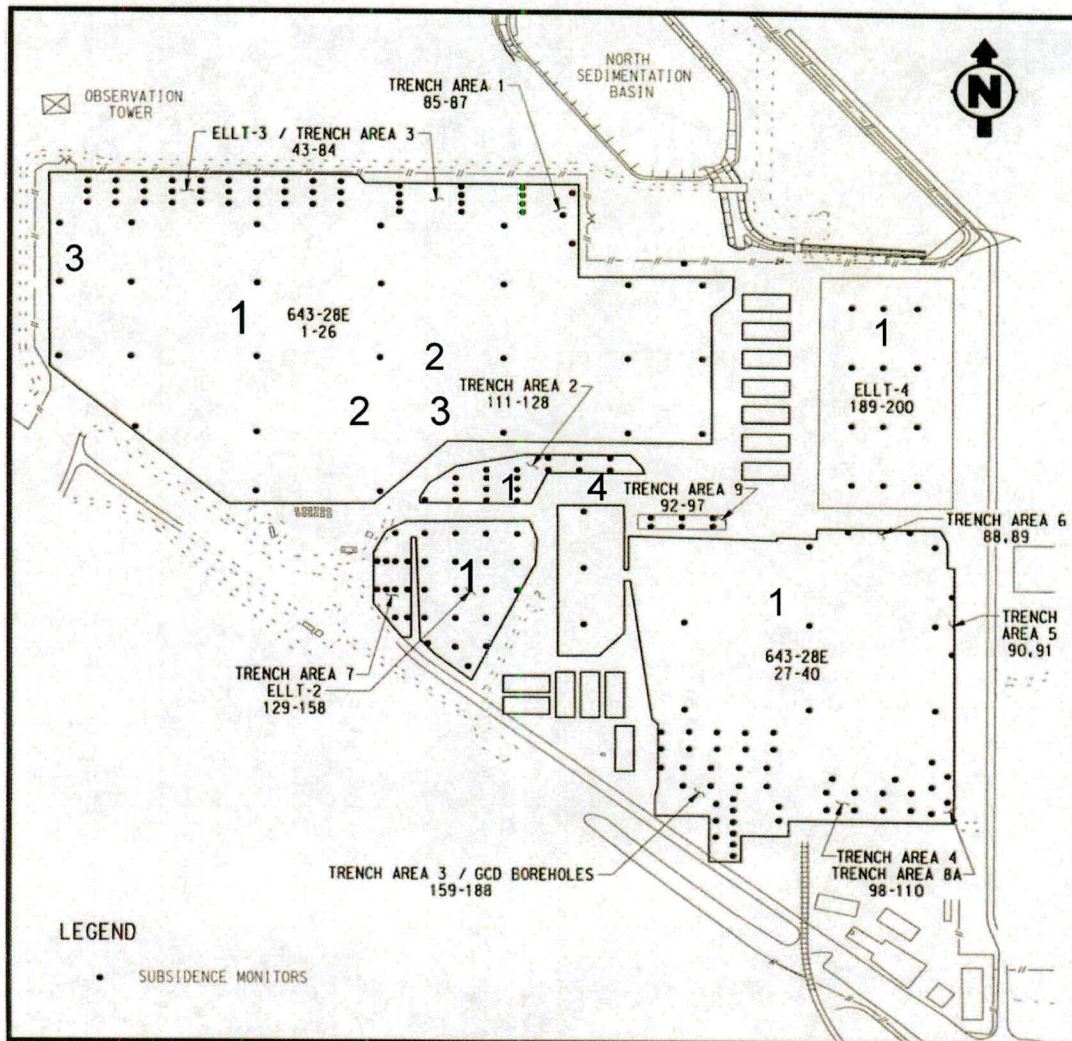
Inspected By:		
Charles P. Carter Print Name	<i>Charles P. Carter</i> Signature	02/24/2021 Date

Review By Post-Closure Manager:		
George W. Joyner Print Name	<i>George W. Joyner</i> Signature	3/1/21 Date

**Mixed Waste Management Facility Post Closure Inspection,
Bldg. 643-28E and Low-Level Radioactive Waste Disposal
Facility Field Inspection Checklist**

Manual: C3
Procedure: ER-IDS-019-018
Revision: 3
Page: 4 of 4

Map of Mixed Waste Management Facility, Bldg. 643-28E and Low-Level Radioactive Waste Disposal Facility



NOTES: 1=Active ant mounds on soil cover. Applied 10.0 lbs. of Extinguish ant bait. 2=Carry over item: concrete joint sealant in concrete channels needs repair. ACP will prepare a work package for repairs. 3=Carry over item: Concrete lined channels have areas of spalling The areas of spalling are currently under engineering evaluation for repair. Carry over item: 4=Subsidence noticed on Trench 2. Engineering is performing an evaluation for repair.

POST CLOSURE MAINTENANCE REGISTER

Index Number**Unit Name**

16 MIXED WASTE MANAGEMENT FACILITY (INCLUDING THE RCRA REGULATED PORTIONS OF THE LLRWF 643-7E) & 643-28E

Watershed UPPER THREE RUNS

AHA # AHA-ER-5534
Work Order # NA
Work Group POST CLOSURE MAINTENANCE
Priority Medium
RCRA YES

Maintenance Number	PC-2021-00013	Maintenance Status	Complete
Inspection Date	2/24/2021	Chemical Type	Pesticide
Completion Date	2/24/2021	Chemical Name	Extinguish
		Amount Used	10.0 Pounds


Description Of Maintenance Item
Active ant mounds on waste unit

Maintenance Item Corrected
Applied Extinguish pesticide

Notes

Approved by : George Joyner ACP Post Closure Manager

Signature



Approval date :

3/1/21