

**ENVIRONMENTAL COMPLIANCE & AREA COMPLETION PROJECTS (EC&ACP) STANDARD
OPERATING PROCEDURES, VOL. I**
Manual: C3
Procedure: ER-IDS-019-001
Revision: 8
Effective Date: 06/02/2016
Type-Class: Form
Page: 1 of 3

SILVERTON ROAD WASTE UNIT (BLDG. 731-3A) FIELD INSPECTION CHECKLIST
WORKING COPY

This document is a Working Copy. Prior to start of work, verify this is the latest revision per the Procedure Index.



Verified By

07/23/2020

Date

CAUTION

The Inspector shall IMMEDIATELY notify the Post-Closure Manager and Environmental Compliance Authority if there has been a breach or compromise of the institutional controls of this waste unit. This notification shall be in accordance with Savannah River Site post-closure inspection procedures.

NOTE

1. Manual C3, ER-SOP-019, *Waste Unit Inspection and Maintenance*, shall be referred to for inspection details.
2. Monitoring wells associated with this waste unit are maintained in accordance with EC&ACP Monitoring Well Procedures.
3. Steps in this checklist may be completed concurrently or in any order.

 SCHEDULED
 UNSCHEDULED

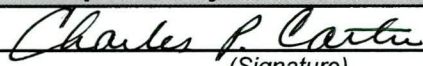
A = Satisfactory X = Unsatisfactory (Explanation required)		A or X	Observation/Corrective Action Taken
1.	Verify roads to waste unit are accessible.	A	
2.	Verify that the waste unit signs (4) are in acceptable condition, have correct information and are legible from a distance of 25 feet. Refer to Manual C1, Procedure ER-AP-127, <i>ACP Waste Unit Field Inspection and Maintenance</i>	A	


Silverton Road Waste Unit (Bldg. 731-3A) Field Inspection Checklist

Manual: C3
 Procedure: ER-IDS-019-001
 Revision: 8
 Page: 2 of 3

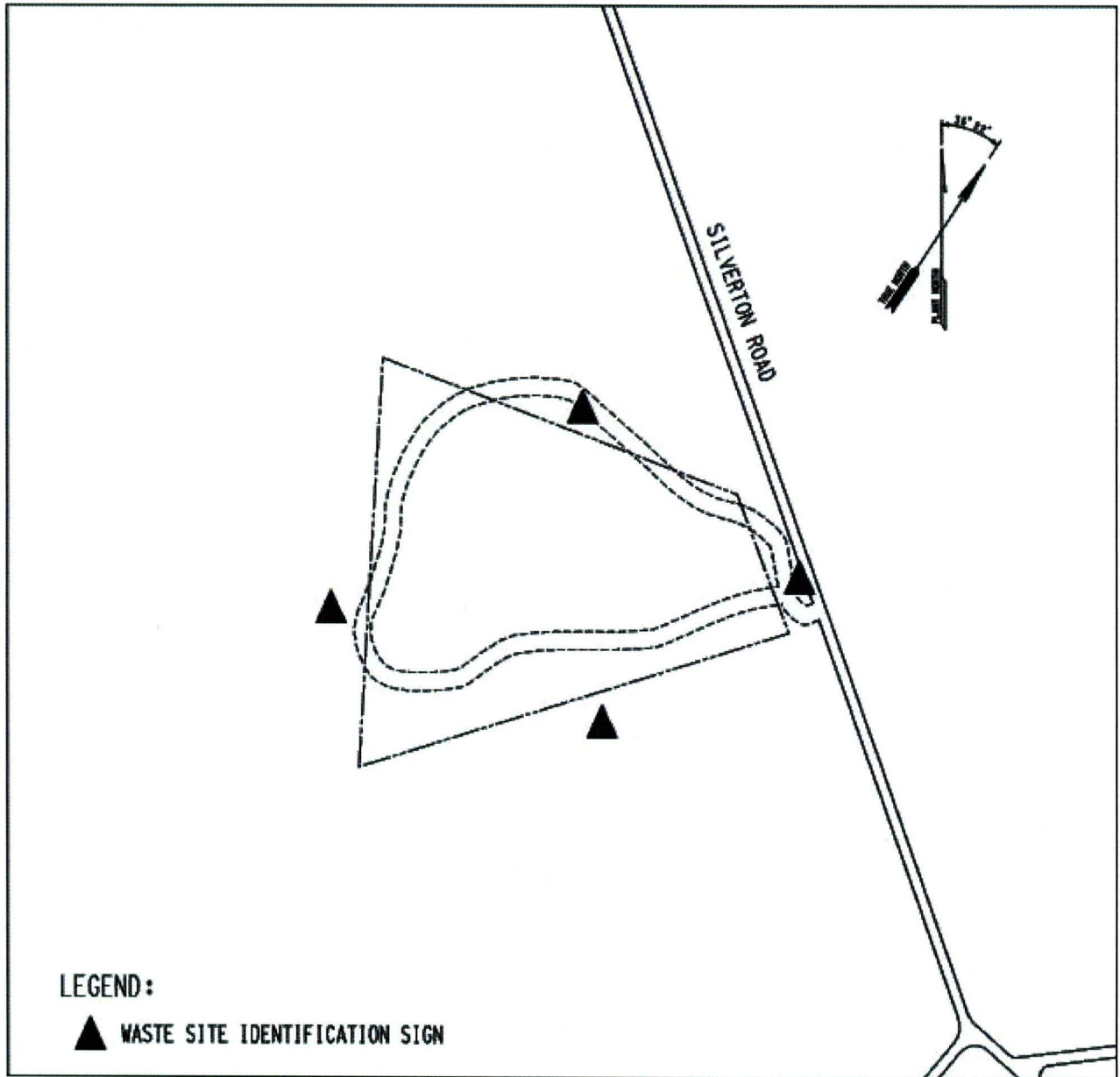
SCHEDULED UNSCHEDULED

A = Satisfactory X = Unsatisfactory (Explanation required)	A or X	Observation/Corrective Action Taken
3. Verify that there is no excavating, digging or construction activity on the soil cover.	A	
4. Check integrity of drainage ditches and sediment trap for the presence of excessive erosion, sediment buildup and any debris restricting water flow.	A	
5. Verify that no woody vegetation is growing on the soil cover. Remove or identify as needed.	A	
6. Visually check vegetative cover for grass density with no bare spots more than 3 feet by 3 feet in area. The height of the vegetation should not impair the visual inspection of the soil cover. This will be determined by the Inspector.	A	
7. Check the soil cover for signs of erosion or depressions (subsidence).	A	
8. Check for signs of burrowing animals.	A	
9. Other CPC 07/23/2020 <div style="text-align: center; font-size: 2em; font-weight: bold; margin-top: 10px;">NO FURTHER ENTRIES</div>		

Inspected By		
Charles P. Carter <i>(Print Name)</i>	 <i>(Signature)</i>	07/23/2020 <i>(Date)</i>

Review By Post-Closure Manager		
George W. Joyner <i>(Print Name)</i>	 <i>(Signature)</i>	7/23/2020 <i>(Date)</i>

Map of Silverton Road Waste Unit (Bldg. 731-3A)



NOTES:

~~NO ENTRIES THIS PAGE~~