

ENVIRONMENTAL COMPLIANCE & AREA COMPLETION PROJECTS (EC&ACP) STANDARD OPERATING PROCEDURES, VOL. I

Manual: C3
 Procedure: ER-IDS-019-023
 Revision: 7
 Effective Date: 08/30/2016
 Type-Class: Form
 Page: 1 of 4

INTERIM SANITARY LANDFILL (BLDG. 740-10G) FIELD INSPECTION CHECKLIST

WORKING COPY

This document is a Working Copy. Prior to start of work, verify this is the latest revision per the Procedure Index.

Charles P. Carter

Verified By

2-22-18

Date

CAUTION

The Inspector shall IMMEDIATELY notify the Post-Closure Manager and Environmental Compliance Authority if there has been a breach or compromise of the institutional controls of this waste unit. This notification shall be in accordance with Savannah River Site post-closure inspection procedures.

NOTE

1. Manual C3, ER-SOP-019, *Waste Unit Inspection and Maintenance*, shall be referred to for inspection details.
2. Monitoring wells associated with this waste unit are maintained in accordance with EC&ACP Monitoring Well Procedures.
3. Steps in this checklist may be completed concurrently or in any order.

SCHEDULED

UNSCHEDULED

A = Satisfactory	A or X	Observation/Corrective Action Taken
X = Unsatisfactory (Explanation required)		
1. Verify roads to waste unit are accessible.	X	Bushes Along Side of Entry to the Scale House Needs Cutting. See Map Note (D). REF MAINT. Register PC-2018-00014
2. Verify that the waste unit signs (5) are in acceptable condition, have the correct information and are legible from a distance of 25 feet. Refer to Manual C1, ER-AP-127, <i>ACP Waste Unit Field Inspection and Maintenance</i> .	A	

Interim Sanitary Landfill (Bldg. 740-10G) Field Inspection Checklist

 SCHEDULED UNSCHEDULED

A = Satisfactory	A or X	Observation/Corrective Action Taken
X = Unsatisfactory (Explanation required)		
3. Verify that the fence is locked and in good condition.	A	
4. Verify that there is no excavating, digging or construction activity on the soil cover.	A	
5. Check integrity of drainage ditches and sediment trap for the presence of excessive erosion, sediment buildup, and any debris restricting water flow.	A	
6. Verify that no woody vegetation is growing on the soil cover. Remove or identify as needed.	A	
7. Visually check vegetative cover for grass density with no bare spots more than 3 feet by 3 feet in area. The height of the vegetative cover should not impair the visual inspection of the soil cover. This will be determined by the Inspector.	A	
8. Check the soil cover for signs of erosion or depressions (subsidence).	A	
9. Check for evidence of burrowing animals.	X	ACTIVE ANT MOUNDS ON SOIL COVER. SEE MAP NOTE (2). REF. MAINT. REGISTER PL-2018-00015

Interim Sanitary Landfill (Bldg. 740-10G) Field Inspection Checklist

SCHEDULED UNSCHEDULED

A = Satisfactory	A or X	Observation/Corrective Action Taken
X = Unsatisfactory (Explanation required)		
10. Inspect Gas Monitoring Wells for signs of damage.	A	
11. Verify the quarterly Methane Monitoring procedure has been completed and the results have been submitted to EC&ACP Document Control Center.	A	METHANE MONITORING Complete 2-8-18
12. Check the survey benchmarks for damage and visibility and verify the annual topographic/subsidence survey has been performed by the end of June for the current calendar year, and the results have been submitted to the EC&ACP Document Control Center.	A	SURVEY Complete 4-25-17
13. Other		NO FURTHER ENTRIES CPL 2-22-18

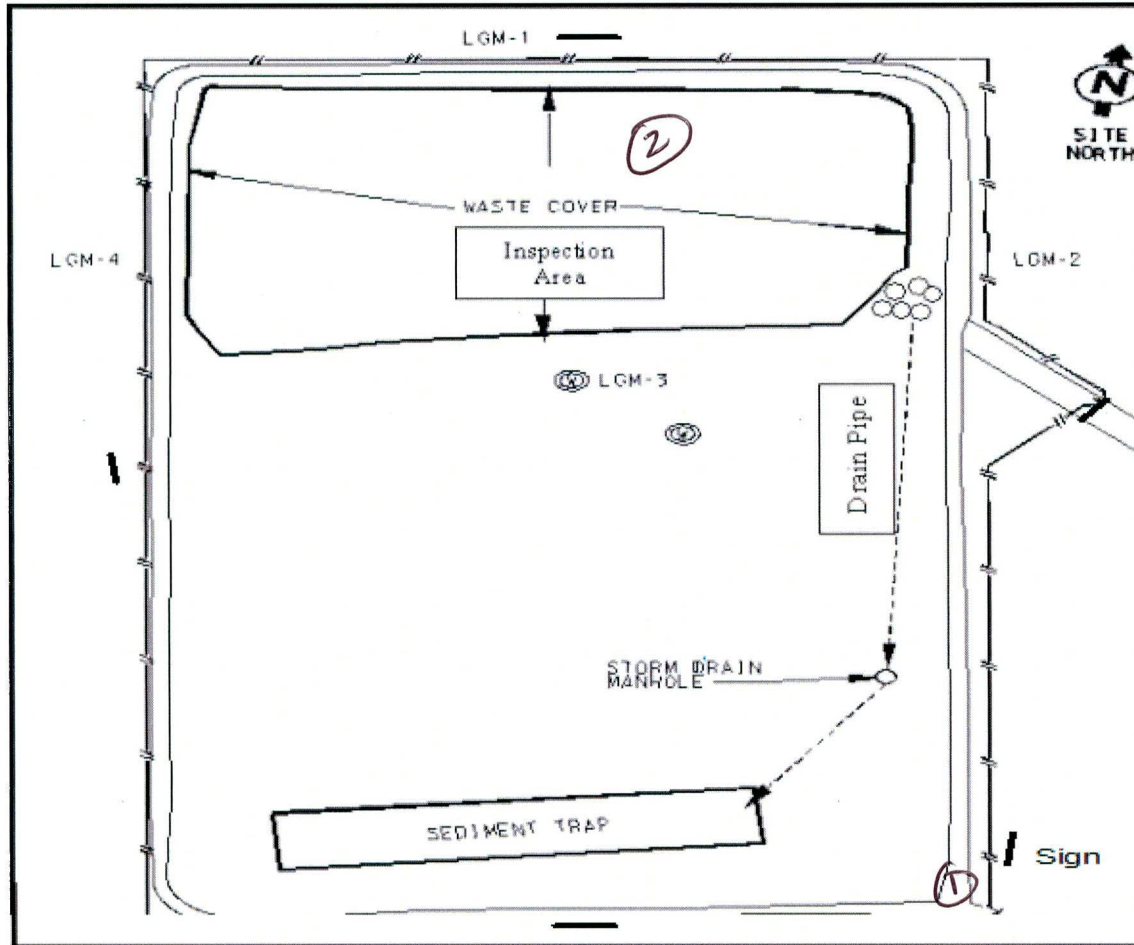
Inspected By		
CHARLES P. CARTER (Print Name)	Charles P. Carter (Signature)	2-22-18 (Date)

Review By Post-Closure Manager		
George W. Payne (Print Name)	George W. Payne (Signature)	3/5/18 (Date)

Interim Sanitary Landfill (Bldg. 740-10G) Field Inspection
Checklist

Manual: C3
Procedure: ER-IDS-019-023
Revision: 7
Page: 4 of 4

Map Interim Sanitary Landfill (Bldg. 740-10G)



NOTES: ① = BUSHES ALONG SIDE OF ENTRY TO THE SCALE HOUSE NEEDS CUTTING. USFS WILL CUT BUSHES. ② = ACTIVE ANT MOUNDS ON SOIL COVER. Applied 1.5 lbs OF EXTINGUISH ANT BAIT.

~~NO FURTHER ENTRIES~~

CPC 2-22-18

POST CLOSURE MAINTENANCE REGISTER

Index Number

Unit Name

1510 INTERIM SANITARY LANDFILL - 740-10G

Watershed UPPER THREE RUNS

AHA # NA
 Work Order # N/A
 Work Group POST CLOSURE MAINTENANCE
 Priority Medium
 RCRA YES

Maintenance Number PC-2018-00015 **Maintenance Status** Complete
 Inspection Date 2/22/2018 **Chemical Type** Pesticide
 Completion Date 2/22/2018 **Chemical Name** Extinguish
 Amount Used 1.5 **Pounds**

Description Of Maintenance Item

Active ant mounds on waste unit


Maintenance Item Corrected

Applied Extinguish pesticide

Notes New observation

Approved by : George Joyner - ACP Post Closure Manager

Signature



Approval date :

3/5/18

POST CLOSURE MAINTENANCE REGISTER

Index Number
Unit Name

1510 INTERIM SANITARY LANDFILL - 740-10G

Watershed UPPER THREE RUNS

AHA # NA
 Work Order # N/A
 Work Group USFS
 Priority Medium
 RCRA NO

Maintenance Number PC-2018-00014 **Maintenance Status** Complete
Inspection Date 2/22/2018 **Chemical Type** NA
Completion Date 3/15/2018 **Chemical Name**
 Amount Used

Description Of Maintenance Item

Trees/bushes along side of entry road to the scale house needs cutting.


Maintenance Item Corrected

USFS cut and removed trees/ bushes along side of entry road to the scale house

Notes New observation

Approved by : George Joyner - ACP Post Closure Manager

Signature



Approval date :

5/29/18