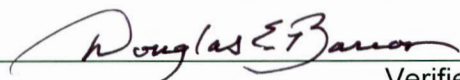


**ENVIRONMENTAL COMPLIANCE & AREA COMPLETION PROJECTS (EC&ACP) STANDARD  
OPERATING PROCEDURES, VOL. I**
**Manual: C3**  
**Procedure: ER-IDS-019-019**  
**Revision: 4**  
**Effective Date: 02/11/2020**  
**Type-Class: Checklist**  
**Page: 1 of 4**
**F-AREA HAZARDOUS WASTE MANAGEMENT FACILITY (BLDGS. 904-41G, 904-42G AND 904-43G)  
FIELD INSPECTION CHECKLIST**
**WORKING COPY**

This document is a Working Copy. Prior to start of work, verify this is the latest revision per the Procedure Index.



Verified By

1/3/24

Date

**CAUTION**

The Post-Closure Manager and Environmental Compliance Authority is notified immediately by the inspector if there has been a breach or compromise of the institutional controls of this waste unit. Notification needs to be in accordance with Savannah River Site post-closure inspection procedures.

**NOTE**

1. Inspection details can be found in Manual C3, Procedure ER-SOP-019, Waste Unit Inspection and Maintenance.
2. Monitoring wells associated with this waste unit are maintained in accordance with EC&ACP Monitoring Well Procedures.
3. Steps in this checklist may be completed concurrently or in any order.
4. Previous waste unit inspections can be found in the records of Manual C3, Procedure ER-SOP-008, Post Closure Inspection F-Area Hazardous Waste Management Facility (Bldgs. 904-41G, 904-42G, and 904-43G), (U) prior to January 28th, 2014.
5. Unsatisfactory conditions found during the inspection may be listed on the detailed map of the inspected area.

 **SCHEDULED**
 **UNSCHEDULED**

A = Satisfactory X = Unsatisfactory (Explanation required)		A or X	Observation/Corrective Action Taken
1.	Verify roads to waste unit are accessible.	A	

**F-Area Hazardous Waste Management Facility (Bldgs. 904-41G, 904-42G and 904-43G) Field  
Inspection Checklist**
**Manual: C3**  
**Procedure: ER-IDS-019-019**  
**Revision: 4**  
**Page: 2 of 4**
 **SCHEDULED**
 **UNSCHEDULED**

A X	= Satisfactory = Unsatisfactory (Explanation required)	A or X	Observation/Corrective Action Taken
2.	Verify waste unit signs are in acceptable condition, have correct information, and are legible from a distance of 25 feet.	A	
3.	Verify fences, posts, gates, etc., are in good condition and unattended gates are locked.	A	
4.	Check the closure cover drainage system integrity and function.	A	
5.	Inspect closure cover for erosion, abnormal soil cracks, depressions or ponding indicating subsidence.	A	
6.	Check for signs of burrowing animals.	X	Active Ant Mounds on soil cover. See Map Note: 1 Reference Maintenance Register: PC-2024-00001
7.	Check integrity of run on and run off control measures for excessive erosion and sediment build up or debris restricting water flow.	A	
8.	Visually check vegetative cover for grass density with no bare spots more than 3 feet by 3 feet. There should be no woody vegetation or shrubs growing within the perimeter fence. The height of the vegetative cover should not impair the visual inspection of the closure. This will be determined by the Post Closure Inspector.	A	


**F-Area Hazardous Waste Management Facility (Bldgs. 904-41G, 904-42G and 904-43G) Field Inspection Checklist**


**Manual:** C3  
**Procedure:** ER-IDS-019-019  
**Revision:** 4  
**Page:** 3 of 4

**SCHEDULED**                       **UNSCHEDULED**

A = Satisfactory	X = Unsatisfactory (Explanation required)	A or X	Observation/Corrective Action Taken
9.	Visually check subsidence monitors for damage.	A	
10.	Check of the survey benchmarks for damage and visibility.	A	
11.	Check the side slopes for signs of slumping and ditches for signs of excessive erosion.	A	
12.	Verify the annual elevation surveys of the subsidence monitors have been performed for the current year and that the results have been submitted to the Document Control Center.	A	Survey Completed 04/03/2023 SRNS-J2000-2023-00289
13.	Other <i>↓</i>		NO FURTHER ENTRIES

DEB 1/3/24

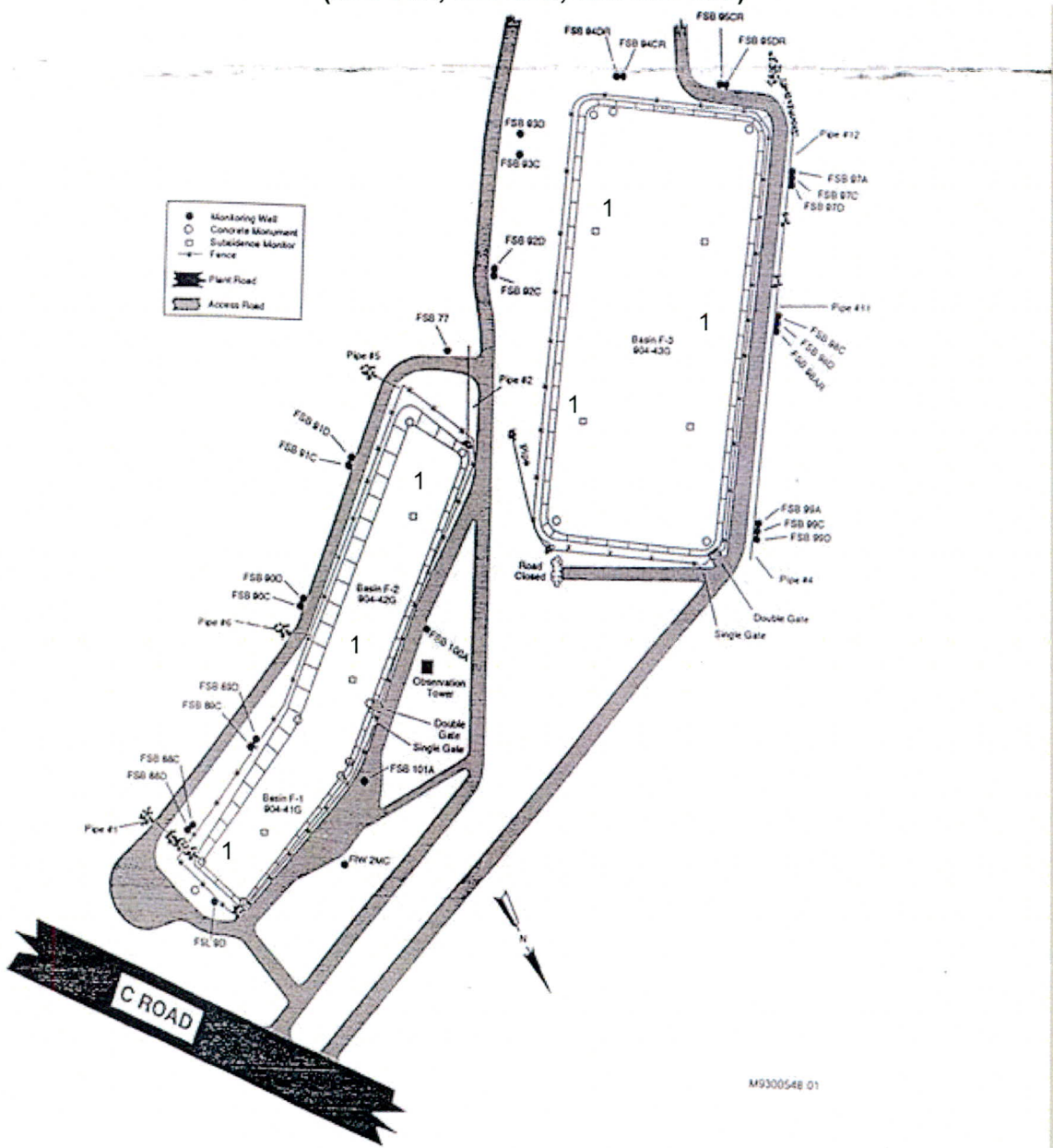
Inspected By		
Douglas E. Barron <i>(Print Name)</i>	 <i>(Signature)</i>	1/3/24 <i>(Date)</i>

Review By Post-Closure Manager		
Brian Hanshew <i>(Print Name)</i>	 <i>(Signature)</i>	1/11/2024 <i>(Date)</i>

F-Area Hazardous Waste Management Facility (Bldgs. 904-41G, 904-42G and 904-43G) Field Inspection Checklist

Manual: C3  
 Procedure: ER-IDS-019-019  
 Revision: 4  
 Page: 4 of 4

Map of F-AREA HAZARDOUS WASTE MANAGEMENT FACILITY  
 (904-41G, 904-42G, and 904-43G)



NOTES: 1=Active Ant Mounds on soil cover. Applied 3 lbs. of Extinguish Ant Bait

NO FURTHER ENTRIES

DEB 1/3/24

# POST CLOSURE MAINTENANCE REGISTER

Index Number	Unit Name
3	F-AREA HAZARDOUS WASTE MANAGEMENT FACILITY (F-AREA SEEPAGE BASIN 904-41G)
4	F-AREA HAZARDOUS WASTE MANAGEMENT FACILITY (F-AREA SEEPAGE BASIN 904-42G)
5	F-AREA HAZARDOUS WASTE MANAGEMENT FACILITY (F-AREA SEEPAGE BASIN 904-43G)

**Watershed** FOURMILE BRANCH

**AHA #** AHA-ER-5534  
**Work Order #** NA  
**Work Group** POST CLOSURE MAINTENANCE  
**Priority** Medium  
**RCRA** YES

<b>Maintenance Number</b>	PC-2024-00001	<b>Maintenance Status</b>	Complete
<b>Inspection Date</b>	1/3/2024	<b>Chemical Type</b>	Pesticide
<b>Completion Date</b>	1/3/2024	<b>Chemical Name</b>	Extinguish
		<b>Amount Used</b>	3 Pounds

**Description Of Maintenance Item**  
Active ant mounds on waste unit

**Maintenance Item Corrected**  
Applied Extinguish Ant Bait

**Notes** ER-IDS-019-019

Approved by : Brian Hanshaw - ACP Post Closure Manager

Signature



Approval date : 1/11/2024