

Decommissioning Project Final Report

D-Area Coal Handling Houses and Associated Facilities

Prepared by:	Ira Alexander Davis Digitally signed by Ira A Davis Date: 2023.05.31 14:51:41 -04'00'	Date: <u>5/31/2023</u>
	Ira A. Davis EC&ACP Engineering Environmental Compliance & Area Completion Projects	
Reviewed by:	Heather Dunbar Digitally signed by Heather Dunbar Date: 2023.05.31 15:46:58 -04'00'	Date: <u>5/31/2023</u>
	Heather Dunbar EC&ACP Engineering Environmental Compliance & Area Completion Projects	
Reviewed by:	Steven Conner Digitally signed by Steven Conner Date: 2023.05.31 15:52:00 -04'00'	Date: <u>5/31/2023</u>
	Steven Conner Project Team Lead Environmental Compliance & Area Completion Projects	
Reviewed by:	JOAO CARDOSO- NETO (Affiliate) Digitally signed by JOAO CARDOSO-NETO (Affiliate) Date: 2023.06.01 13:32:41 -04'00'	Date: <u>6/1/2023</u>
	Shannan Lucero Manager, Area Completion Projects Environmental Compliance & Area Completion Projects	
Approved:	Trey Hiott for Ryan McDaniel Digitally signed by Trey Hiott for Ryan McDaniel Date: 2023.06.01 16:03:22 -04'00'	Date: <u>6/1/2023</u>
	Ryan McDaniel EC&ACP Operational Compliance Manager Environmental Compliance & Area Completion Projects	
Approved:	THELESIA OLIVER (Affiliate) Digitally signed by THELESIA OLIVER (Affiliate) Date: 2023.06.01 16:18:05 -04'00'	Date: <u>6/1/2023</u>
	T. O. Oliver EC&ACP Chief Engineer Environmental Compliance & Area Completion Projects	
Approved:	CHRISTOPHER BERGREN (Affiliate) Digitally signed by CHRISTOPHER BERGREN (Affiliate) Date: 2023.06.01 16:49:04 -04'00'	Date: <u>6/1/2023</u>
	C. L. Bergren Director, EC&ACP Environmental Compliance & Area Completion Projects	



DISCLAIMER

This document was prepared in conjunction with work accomplished under Contract No. DE-AC09-08SR22470 with the U.S. Department of Energy.

This work was prepared under an agreement with and funded by the U.S. Government. Neither the U.S. Government or its employees, nor any of its contractors, subcontractors or their employees, makes any express or implied: 1. warranty or assumes any legal liability for the accuracy, completeness, or for the use or results of such use of any information, product, or process disclosed; or 2. representation that such use or results or such use would not infringe privately owned rights; or 3. endorsement or recommendation of any specifically identified commercial product, process, or service. Any views and opinions of authors expressed in this work do not necessarily state or reflect those of the United States Government, or its contractors, or subcontractors.

**Printed in the United States of America
Prepared for
U.S. Department of Energy
and
Savannah River Nuclear Solutions LLC
Aiken, South Carolina**

History of Revisions

Revision	Date	Revised Section	Change
0	11/30/22	N/A	Initial Issue
1	05/31/23	1.0, 2.01, 3.0, 4.0, 6.01, Appendices	Added clarification about Conveyor #3's removal, Conveyors #1 and #4's excavation and fill, a door barricade, Core Team members participating in walkdown, and asbestos abatement

LIST OF ABBREVIATIONS AND ACRONYMS

A/C	air conditioning
COVID	Coronavirus Disease
DOE-SR	U.S. Department of Energy Savannah River Site Operations
EPA	U.S. Environmental Protection Agency
EC&ACP	Environmental Compliance & Area Completion Projects
FAI	Final Acceptance Inspection
FDE	Facility Decommissioning Evaluation
ft	foot, feet
in.	inch, inches
S&M	Surveillance and Maintenance
SCDHEC	South Carolina Department of Health and Environmental Control
SRNS	Savannah River Nuclear Solutions, LLC
SRS	Savannah River Site
yd ³	cubic yard(s)

TABLE OF CONTENTS

<u>Section</u>	<u>Page</u>
HISTORY OF REVISIONS	3
LIST OF ABBREVIATIONS AND ACRONYMS	4
1.0 SUMMARY	6
2.0 PURPOSE AND SCOPE	7
2.01 Facility Description	8
2.02 New Facility Information	10
3.0 DECOMMISSIONING MODEL APPROVAL	10
4.0 DECOMMISSIONING ACTIVITIES COMPLETED	10
5.0 WASTE MANAGEMENT	12
5.01 Salvage and Reuse	12
5.02 Waste Disposal	12
6.0 FINAL FACILITY CONDITION	12
6.01 Final Facility Condition and Remaining Hazards	12
6.02 Risk Assessment Summary	13
6.03 Post Decommissioning Requirements	13
7.0 CONCLUSIONS/RECOMMENDATIONS	13
8.0 REFERENCES	14
9.0 APPENDICES	14
Appendix A - Before and After Photos of the Facility/Structure	15
Appendix B - In-process Photos of Excavation/Filling of Conveyor #1 Tunnel	32

1.0 SUMMARY

The D-Area coal handling (CH) system was located south of the 484-D Powerhouse. The coal handling facilities consisted of three major structures (Coal Handling Shaker House, Coal Handling Crusher House, and Coal Handling Transfer House), as well as Track Hoppers, coal feeders, conveyors, chutes, coal crusher, magnetic pulleys, tripper car, Reclaim Hopper, and equipment to move the coal within the coal yard (i.e., front end loaders and bulldozers). The purpose of the coal handling system was to supply coal to the 484-D Powerhouse located on the south side of D-Area at the Savannah River Site (SRS). The primary function of the 484-D Powerhouse was to provide steam and electric power for the 400-D Area, power for the 681-5G Pump House, to supplement standby power for all other SRS areas, and to provide start-up power requirements in the 100 Areas. Since coal was the fuel source used to generate the power, a system of coal handling facilities was necessary to deliver the coal to the 484-D Powerhouse. Those facilities are listed as follows:

Coal Handling Houses:

- 484-24D: Coal Handling Shaker House
- 484-22D: Coal Handling Crusher House
- 484-21D: Coal Handling Transfer House

Portable Buildings:

- 484-23D: Coal Handling Breakroom Building (also known as SRS-PB-EX0032)
- SRS-PB-EX0033: Coal Handling Breakroom Building for Crusher House
- SRS-PB-EX0035: Storage Shed for Portable Equipment, Lube, and Spare Parts

Coal Conveyor Systems:

- Conveyor #1 from 484-24D to 484-22D
- Conveyor #2 from 484-22D to 484-21D
- Conveyor #3 from 484-21D to 484-D Powerhouse
- Conveyor #4 from Reclaim Hopper to 484-22D
- Conveyor #5 from 484-21D to Coal Pile in 484-17D

End State Condition of Underground Structures: The tops of the concrete structures/tunnels for Conveyors #1 and #4 are demolished, conveyors for both Conveyors #1 and #4 are removed and appropriately dispositioned, and remnants of both Track Hoppers at the east end of Conveyor #1 and Reclaim Hopper at the south end of Conveyor #4 are removed. The leftover concrete structures for both Conveyor #1 and #4's tunnels, the Track Hoppers, and the Reclaim Hopper all remain in place after decommissioning, though they are not readily visible. The floors of both Conveyor #1 and #4's tunnels are penetrated at their low points to allow drainage, refilled with both riprap and excavated dirt, and augmented with additional fill material as necessary to bring them to grade. See Appendix B for in-process photos of excavation and filling of Conveyor #1 and tunnels. The same refilling and grading process was used for Conveyor #4 tunnels.

End State Condition of Aboveground Structures: These facilities and any aboveground appurtenances (valve handles, hydrants, bollards, junction boxes, etc.) are demolished to either the structures' slabs or grade, as appropriate. The concrete slabs for 484-22D, 484-21D, SRS-PB-EX0033, and SRS-PB-EX0035 remain in place. The concrete slabs for 484-24D and 484-23D are removed. These two slabs had to be removed to excavate the Track Hoppers and Conveyor #1 beneath them. Conveyor #3 was decommissioned from 484-21D to the 484-D Powerhouse. The demolition of Conveyor #3 was approved as expanded scope by U.S. Department of Energy Savannah River Site Operations (DOE-SR) in "Decommissioning of D-Area Coal Handling Houses and Associated Facilities" (Reference 8.14). A small section of Conveyor #3 remains attached to the 484-D Powerhouse wall (Figure A-23). The door leading from Conveyor #3 to the 484-D Powerhouse was barricaded on the exterior and interior by steel bars bolted to the door frame as a maintenance activity to prevent unsafe access (Figure A-23). Electrical junction boxes are demolished and removed; any remaining holes are filled to the top of elevation with gravel/stone.

All interfacing utilities are isolated, disconnected, and plugged. All coarse debris is removed from the remaining slabs. All concrete slab penetrations greater than 2 inches (in.) in diameter are cut off level with the slab and plugged and grouted in accordance with "Site D&D Policy on Decommissioning End Points for Slabs, Pits, Basements, and Basins" (Reference 8.13). Slab protrusions are cut off flush with the slabs. Any stains identified on the concrete slabs during decommissioning are pressure washed and/ or cleaned with an effective surfactant.

A review of the existing characterization data, process/building histories, sample data, and walkdowns of the facilities conducted prior to decommissioning supported the determination that the D-Area Coal Handling Houses and Associated Facilities met the criteria of a Clean Building, Simple Model as described in the Facility Disposition Manual 1C, Procedure 501. This decision was supported by the information reported in the Facility Decommissioning Evaluation (FDE) (Reference 8.01). No chemical, hazardous, or radioactive materials were associated with this structure. Decommissioning activities were completed by CTI and Associates, Inc. (Savannah River Nuclear Solutions, LLC's [SRNS] mentor protégé subcontractor). Since there was no evidence of contamination on the slab either before or after structure demolition, no final verification survey was required. Final Acceptance Inspection (FAI)-51 (Reference 8.10) was performed on October 24, 2022, and no additional work or cleanup was required.

2.0 PURPOSE AND SCOPE

The purpose of this report is to document what was done to the facilities as a part of the decommissioning project and the condition the facilities were left in at the completion of the project. The requirement for this report is found in the Facility Disposition Manual 1C, Procedure 506, "Preparing a Decommissioning Project Final Report". Interactions with regulatory agencies, South Carolina Department of Health and Environmental Control (SCDHEC) and U.S. Environmental Protection Agency (EPA), for concurrence on this report are governed by "Core Team Protocol for Review and Concurrence on

Facility Decommissioning Evaluations and Decommissioning Project Final Reports” (Reference 8.11).

2.01 Facility Description

The D-Area coal handling system supplied coal to the 484-D Powerhouse. The primary function of the 484-D Powerhouse was to provide steam and electric power for the 400-D Area, power for the 681-5G Pump House, to supplement standby power for all other SRS areas, and to provide start-up power requirements in the 100 Areas.

484-24D: The starting point for coal handling was at 484-24D and the Track Hoppers beneath it. Coal was initially delivered to the Track Hoppers where an electrically operated rail car shaker in 484-24D assisted in emptying coal over the reciprocating plate feeders in the Track Hoppers. In 1988, coal delivery switched to delivery by truck instead of by rail. Because of this, the Track Hoppers on the north side of the building were abandoned the same year in favor of delivery by truck either to the south Track Hoppers or directly to the coal yard. 484-24D consisted of a concrete foundation and a steel I-beam framework with raised seam metal siding and roof panels. The lofted floor level was constructed of steel plate flooring which was accessed by a steel staircase. The building was deactivated in May 2013 along with removal of the shaker equipment. As part of that deactivation, oil was drained from all gearboxes and all shaker equipment was removed. The below-grade stairwell and Track Hoppers were filled with dirt and capped with clay under a D-Area work order in conjunction with a South Carolina Department of Health and Environmental Control (SCDHEC) structural fill permit (Reference 8.12). An asbestos survey of 484-24D was performed on February 10, 2021 and issued on April 14, 2021 (Reference 8.03).

484-23D: Adjacent to 484-24D was 484-23D, a 12 foot (ft) by 16 ft portable building with a prefabricated wood framework, metal siding, and a metal roof, supported by non-grouted masonry blocks and wood blocks on a concrete slab. The building was electrically powered and supplied with an air conditioning (A/C) unit. During deactivation of D-Area, Freon was removed from the A/C unit and properly disposed of prior to removal of the A/C unit itself. Fluorescent lamps were also removed and all electricity to the building was disconnected (Reference 8.12). A baseline asbestos inspection of 484-23D was performed on February 23, 2021 and issued on April 14, 2021 (Reference 8.05).

Conveyor #1: Conveyor #1 consisted of an underground portion that started at the Track Hoppers and proceeded west through the concrete bunker where Conveyor #1 transitioned from underground to aboveground to 484-22D. A section of Conveyor #1 was cut in 2013 during deactivation of the coal handling facilities (Reference 8.12). There was concrete bunker structure leading to the underground portion of Conveyor #1. The tunnel associated with Conveyor #1 was deactivated circa 2013 (Reference 8.12). Deactivation of the tunnel included electrical disconnects, removal of all light bulbs, draining oil from gearboxes, washdown of the tunnel floors, removal of the washdown

water, conveyor belts safely cut and left in place, and the west end of the tunnel closed with steel plates to prevent water and animal intrusion.

484-22D: 484-22D was constructed in 1953 and consisted of a concrete foundation and a steel I-beam framework with raised seam metal siding and roof panels. The multi-level interior was constructed with steel plate flooring that was interconnected and accessed by a steel staircase. After coal was delivered to 484-24D, it was transferred to 484-22D via Conveyor #1, crushed at 484-22D via heavy equipment, and sent to 484-21D via Conveyor #2. Coal from 484-21D was either sent to the 484-D Powerhouse via Conveyor #3 or to the stockpile south of 484-21D via Conveyor #5. Coal from that stockpile was moved by front-end loader to the Reclaim Hopper where it was returned to 484-22D via Conveyor #4 to repeat the cycle of either going to 484-D Powerhouse or returning to the stockpile. An asbestos survey of both 484-22D and its Control House was performed on February 10 and 25, 2021 and issued on April 14, 2021 (Reference 8.04).

SRS-PB-EX0033: Adjacent to 484-22D was SRS-PB-EX0033, a 12 ft by 16 ft portable building with a prefabricated wood framework, metal siding, and a metal roof, supported by non-grouted masonry blocks and wood blocks on a concrete slab. The building was electrically powered, but had no A/C. During the deactivation of D-Area, all electricity to the building was disconnected. A baseline asbestos inspection for SRS-PB-EX0033 was performed on February 22, 2021 and issued on February 25, 2021 (Reference 8.06).

SRS-PB-EX0035: Also adjacent to 484-22D was SRS-PB-EX0035, a 10 ft by 5 ft open-faced storage shed comprised of a metal framework, corrugated metal on three sides, and a roof. The structure was mounted on an affixed metal pallet and had no electricity or plumbing. A baseline asbestos inspection was performed on March 4, 2021 and issued on March 9, 2021 (Reference 8.07).

Conveyor #2: Conveyor #2 carried coal from 484-22D to 484-21D.

Conveyor #4: A section of the aboveground portion of Conveyor #4 was removed in 2013 and its tunnel was closed with a steel plate to prevent water and animal intrusion after deactivation. The tunnel and the Reclaim Hopper were both deactivated in 2013 (Reference 8.12). Deactivation of the tunnel included electrical disconnects, removal of all light bulbs, draining oil from gearboxes, washdown of the tunnel floor, removal of the washdown water, and conveyor belts safely cut and left in place. The metal plate bolted to the front wall of the concrete bunker entrance to the underground portion of Conveyor #4 is also typical of the concrete structure leading to the tunnel for Conveyor #1. A baseline asbestos inspection for Conveyors #1, #2, and #4 was performed on February 10 and 25, 2021 and issued on April 14, 2021 (Reference 8.04).

Reclaim Hopper: The Reclaim Hopper was located at the south end of Conveyor #4. The Reclaim Hopper's gearbox was deenergized and drained of oil, which was properly disposed. Light bulbs were removed and properly disposed. The below grade structure of

the Reclaim Hopper was filled with dirt and capped with clay under a D-Area work order in conjunction with a SCDHEC structural fill permit (Reference 8.12).

484-21D: 484-21D was constructed in 1953 and consisted of a concrete foundation and a steel I-beam framework with raised seam metal siding and roof panels. The multi-level interior was constructed with steel plate flooring that was interconnected and accessed by a steel staircase. Coal was received via Conveyor #2 in 484-21D from 484-22D. In 484-21D, Conveyor #2 discharged coal to either Conveyor #3 (to the 484-D Powerhouse) or Conveyor #5 (returned to the coal storage yard). Coal was reclaimed from the storage yard and dumped/pushed into the Reclaim Hopper which was carried back to 484-22D via Conveyor #4 to repeat the process of feeding the crusher and sending it to 484-21D. A baseline asbestos inspection of 484-21D and Conveyors #3 and #5 was performed on February 25, 2021 and issued on April 14, 2021 (Reference 8.02).

All asbestos containing material (ACM) was removed by certified asbestos abatement personnel in accordance with all local, state, and federal asbestos abatement regulations prior to decommissioning activities.

See Appendix A for photos of the facilities/structures before and after decommissioning.

2.02 NEW FACILITY INFORMATION

SRS identified no new facility information during or resulting from the facility decommissioning.

3.0 DECOMMISSIONING MODEL APPROVAL

The facilities were decommissioned using the Simple Model as described in Facility Disposition Manual 1C. The selection of the model was based on information reported in the FDE (Reference 8.01). Numerous walkdowns were performed by DOE-SR representatives and all involved SRNS Environmental Compliance & Area Completion Projects groups (i.e., Engineering, Project Management, Safety, Industrial Hygiene, Environmental Compliance Authority, etc.). A facility walkdown, including an overview, was not pre-scheduled with SCDHEC and EPA. However, the FDE submittal letter stated that SCDHEC and EPA could contact DOE-SR if the regulatory agencies were interested in an overview and field visit. A walkdown of the facility with SCDHEC and EPA did not occur due to COVID-19 travel restrictions. Of the three core team members, only DOE-SR participated in a walkdown of the facility. The FDE received SCDHEC concurrence on January 14, 2022, and EPA concurrence on January 5, 2022 (References 8.08 and 8.09, respectively).

4.0 DECOMMISSIONING ACTIVITIES COMPLETED

Underground Structures: The tops of the concrete structures/tunnels for Conveyors #1 and #4 were demolished and removed. Conveyors for both Conveyors #1 and #4 were removed and appropriately dispositioned. Remnants of both Track Hoppers at the east end of Conveyor #1 and Reclaim Hopper at the south end of Conveyor #4 were removed. The leftover concrete structures for both Conveyor #1 and #4's tunnels, the Track

Hoppers, and the Reclaim Hopper all remain in place after decommissioning, though not readily visible. The floors of both Conveyor #1 and #4's tunnels were penetrated at their low points to allow drainage, refilled with both riprap and excavated dirt, and augmented with additional fill material to bring them to grade. See Appendix B for in-process photos of excavation and filling of Conveyor #1 and tunnels. The same refilling and grading process was used for Conveyor #4 tunnels.

Aboveground Structures: These facilities and any additional aboveground appurtenances (valve handles, hydrants, bollards, junction boxes, etc.) were demolished to either the structures' slabs or grade. The concrete slabs for 484-22D, 484-21D, SRS-PB-EX0033, and SRS-PB-EX0035 remain in place. The concrete slabs for 484-24D and 484-23D were removed during the excavation of Conveyor #1. Conveyor #3 was decommissioned from 484-21D to the 484-D Powerhouse. A small section of Conveyor #3 remains attached to the Powerhouse since its complete removal would have compromised the 484-D Powerhouse wall (Figure A-23). This small section will be decommissioned with the 484-D Powerhouse at the time of D-Area Operable Unit final remediation or sooner. The door leading from Conveyor #3 to the 484-D Powerhouse was barricaded on the exterior and interior by steel bars bolted to the door frame as a maintenance activity to prevent unsafe access (Figure A-23). Electrical junction boxes were demolished and removed. Any remaining holes were filled to the top of elevation with gravel/stone.

Any stains identified on the concrete slabs were pressure washed and/or cleaned with an effective surfactant (e.g., BioSolve™) as part of the decommissioning activities for these facilities. All interfacing utilities were isolated, disconnected, and plugged. All concrete slab penetrations greater than 2 in. in diameter were cut off level with the slab, plugged, and grouted in accordance with "Site D&D Policy on Decommissioning End Points for Slabs, Pits, Basements, and Basins (Reference 8.13). Slab protrusions were cut off flush with the slabs.

5.0 WASTE MANAGEMENT

5.01 Salvage and Reuse

One-thousand seven hundred ten (1710) cubic yards (yd³) of scrap metal from the Coal Handling Houses and Associated Facilities decommissioning were transferred to the 741-1N Salvage Yard for recycling.

5.02 Waste Disposal

See Table 1 for a list of all wastes generated during decommissioning.

Table 1: Waste Generation

Waste Classification	Waste Source	Disposed to	Total Volume
LLW	N/A	N/A	N/A
ACM	Non-friable Asbestos	Three Rivers Landfill	60 yd ³
Special Waste	Cross ties, conveyor belts, conduit	Three Rivers Landfill	1260 yd ³
PCB	N/A	N/A	N/A
CSR	Miscellaneous sanitary waste/debris	C&D Landfill	510 yd ³
Recycle Metals	I-beam framework, siding, roof panels	741-1N Salvage Yard	1710 yd ³

LLW – Low level radioactive waste
N/A – Not applicable
ACM – Asbestos Containing Material

PCB – Polychlorinated biphenyl
CSR – Clean Structural Rubble
C&D – Construction and Demolition

6.0 FINAL FACILITY CONDITION

6.01 Final Facility Condition and Remaining Hazards

Decommissioning activities were completed by CTI and Associates, Inc. The remaining portions of the concrete structures for the Track Hoppers, Reclaim Hopper, and both of the tunnels for Conveyors #1 and #4 remain in place after decommissioning, though not readily visible. The floor of the tunnels for both Conveyors #1 and #4 were penetrated at their low points to allow water drainage, refilled with riprap and excavated dirt, and augmented with additional fill as necessary to bring them to grade. See Appendix B for in-process photos of excavation and filling of Conveyor #1 and tunnels. The same refilling and grading process was used for Conveyor #4 tunnels. The above grade structures of these facilities, including any additional above ground appurtenances (such as valve handles, hydrants, bollards, electrical junction boxes, etc.) were demolished to the structures' slabs, or to grade, as appropriate. The concrete slabs 484-22D, 484-21D, SRS-PB-EX0033, and SRS-PB-EX0035 remain. The concrete slabs for 484-24D and 484-23D were both removed during the excavation of Conveyor #1. These two slabs had to be removed to excavate the Track Hoppers and Conveyor #1 beneath them. Conveyor

#3 was decommissioned from 484-21D to the 484-D Powerhouse. A small section of Conveyor #3 remains attached to the 484-D Powerhouse wall (Figure A-23). The door leading from Conveyor #3 to the 484-D Powerhouse was barricaded on both the exterior and interior by steel bars bolted to the door frame as a maintenance activity to prevent unsafe access (Figure A-23). Electrical junction boxes were demolished and removed. Any remaining holes were filled to the top of elevation with gravel/stone. All interfacing utilities were isolated, disconnected, and plugged. All coarse debris was removed from the remaining slabs. All concrete slab penetrations greater than 2 in. in diameter were cut off level with the slab, plugged, and grouted in accordance with Reference 8.13. Slab protrusions were cut off flush with the slabs. Any stains identified on the concrete slabs during decommissioning were pressure washed and/or cleaned with an effective surfactant.

6.02 Risk Assessment Summary

A review of the existing characterization data, process/building history, and sample data, along with walkdowns of the facilities conducted prior to decommissioning supported the determination that the Coal Handling Houses and Associated Facilities met the criteria of a Clean Building, Simple Model as described in the Facility Disposition Manual 1C, Procedure 501.

This decision was supported by the information reported in the FDE (Reference 8.01). No chemical, hazardous, or radioactive materials were associated with this structure other than commonly used materials of construction, which were managed as waste during demolition in accordance with established SRS practices. Since there was no evidence of contamination on the slab either before or after structure demolition, no final verification survey was required.

6.03 Post Decommissioning Requirements

The remaining structures (concrete slabs, underground remaining portions of concrete conveyor tunnels, and the basins for the Track Hoppers and Reclaim Hopper) are free of physical, chemical, and radiological hazards; therefore, they need no further decommissioning action. No surveillance and maintenance (S&M) activities were identified for the remaining structure because they pose no threat to human health or the environment while awaiting area completion.

7.0 CONCLUSIONS/RECOMMENDATIONS

The Coal Handling Houses and Associated Facilities have been demolished and the remaining concrete slabs, underground portions of concrete conveyor tunnels, and the basins for the Track Hoppers and Reclaim Hopper have been left in place. The concrete slabs for 484-22D, 484-21D, SRS-PB-EX0033, and SRS-PB-EX0035 all remain in place. All decommissioning activities have been completed in accordance with federal and state regulations. The remaining structures are free of physical, chemical, and radiological hazards; therefore, they need no further decommissioning action or evaluation. No S&M activities were identified for the remaining structures because they pose no threat to human health or the environment while awaiting area completion.

In accordance with the “Memorandum of Agreement for Achieving an Accelerated Cleanup Vision at the Savannah River Site”, this report will be maintained as a record for reference and use in the D-Area Operable Unit Completion Record of Decision. To ensure facility remnants are addressed during the completion process, the Coal Handling Houses and Associated Facilities listed in Section 1.0 will be added to Appendix K.2 of the Federal Facility Agreement for the SRS. However, no further evaluation during the Area Completion process will be necessary.

8.0 REFERENCES

- 8.01** G-FDE-D-00057, Rev. 0, dated August 24, 2021, “Facility Decommissioning Evaluation, D-Area Coal Handling Houses and Associated Facilities”
- 8.02** Q-APG-D-00001, Rev. 1, dated April 14, 2021, “Baseline Asbestos Inspection Report of Building 484-21D”
- 8.03** Q-APG-D-00002, Rev. 2, dated April 14, 2021, “Baseline Asbestos Inspection Report of Building 484-24D”
- 8.04** Q-APG-D-00003, Rev. 1, dated April 14, 2021, “Baseline Asbestos Inspection Report of Building 484-22D”
- 8.05** Q-APG-D-00042, Rev. 1, dated April 14, 2021, “Baseline Asbestos Inspection Report of Building 484-23D”
- 8.06** Q-APG-D-00043, Rev. 0, dated February 25, 2021, “Baseline Asbestos Inspection Report of Building SRS-PB-EX0033”
- 8.07** Q-APG-D-00045, Rev. 0, dated March 9, 2021, “Baseline Asbestos Inspection Report of Building SRS-PB-EX0035”
- 8.08** SRNS-OS-2022-00019, Rev. 0, dated January 14, 2022, “SCDHEC Concurrence on the FDE for the D-Area Coal Handling Houses and Associated Facilities”
- 8.09** SRNS-OS-2022-00012, Rev. 0, dated January 5, 2022, “USEPA Concurrence on the FDE for the D-Area Coal Handling Houses and Associated Facilities”
- 8.10** G-SDD-D-00019, Rev. 0, dated October 24, 2022, “FAI-51, Final Acceptance Inspection of Coal Handling Houses and Associated Facilities”
- 8.11** SRNS-RP-2021-00120, Rev. 1, dated August 2022, “Core Team Protocol for Review and Concurrence on Facility Decommissioning Evaluations and Decommissioning Project Final Reports”
- 8.12** V-PCOR-D-00042, Rev. 0, dated July 1, 2014, “Deactivation Project Final Report 484-D Powerhouse and Ancillary Buildings”
- 8.13** SDD-2005-00170, Rev. 2, dated October 22, 2020, “Site D&D Policy on Decommissioning End Points for Slabs, Pits, Basements, and Basins”
- 8.14** G-SOW-D-00015, Rev. 0, dated January 11, 2022, “Decommissioning of D-Area Coal Handling Houses and Associated Facilities”

9.0 APPENDICES

Appendix A – Before and After Photos of the Facility/Structure

Appendix B – In-process Photos of Excavation/Filling of Conveyor #1 Tunnel

Appendix A - Before and After Photos of the Facility/Structure (Continued)



Figure A-1: Building 484-24D (Looking North) Before Decommissioning

Appendix A - Before and After Photos of the Facility/Structure (Continued)



Figure A-2: Building 484-24D (Looking North) After Decommissioning

Appendix A – Before and After Photos of the Facility/Structure (Continued)



Figure A-3: 483-23D, aka SRS-PB-EX0032, (Looking East) Before Decommissioning



Figure A-4: 483-23D, aka SRS-PB-EX0032, (Looking East) After Decommissioning

Appendix A – Before and After Photos of the Facility/Structure (Continued)



Figure A-5: 484-24D and 483-23D (Looking Southeast) Before Decommissioning

Appendix A – Before and After Photos of the Facility/Structure (Continued)



Figure A-6: 483-23D, aka SRS-PB-EX0032, (Looking East) After Decommissioning

Appendix A – Before and After Photos of the Facility/Structure (Continued)




Figure A-7: Conveyor No. 1 Concrete Bunker (Looking Northeast) Before Decommissioning



Figure A-8: Conveyor No. 1 Concrete Bunker (Looking Northeast) After Decommissioning

Appendix A – Before and After Photos of the Facility/Structure (Continued)




Figure A-9: Conveyor No. 1 and Bunker (Looking Northwest) Before Decommissioning



Figure A-10: Conveyor No. 1 and Bunker (Looking Northwest) After Decommissioning

Appendix A – Before and After Photos of the Facility/Structure (Continued)




Figure A-11: 484-22D (Looking Northwest) Before Decommissioning

Appendix A – Before and After Photos of the Facility/Structure (Continued)



Figure A-12: 484-22D (Looking North) After Decommissioning



Figure A-13: 484-22D (Looking Southeast) Before Decommissioning

Appendix A – Before and After Photos of the Facility/Structure (Continued)



Figure A-14: 484-22D (Looking East) After Decommissioning

Appendix A – Before and After Photos of the Facility/Structure (Continued)



Figure A-15: Conveyor No. 4 Concrete Bunker (Looking Southwest) Before Decommissioning



Figure A-16: Reclaim Hopper (Looking South) Before Decommissioning

Appendix A – Before and After Photos of the Facility/Structure (Continued)



**Figure A-17: Conveyor No. 4 Concrete Bunker and Reclaim Hopper (Looking Southwest)
After Decommissioning**

Appendix A – Before and After Photos of the Facility/Structure (Continued)



Figure A-18: SRS-PB-EX0033 (Looking Southeast) Before Decommissioning



Assorted piping and construction materials

Figure A-19: SRS-PB-EX0035 (Looking North) Before Decommissioning

Appendix A – Before and After Photos of the Facility/Structure (Continued)



Figure A-20: SRS-PB-EX0033 and SRS-PB-EX0035 (Looking North) After Decommissioning

Appendix A – Before and After Photos of the Facility/Structure (Continued)



Figure A-21: 484-21D (Looking Southwest) Before Decommissioning

Appendix A – Before and After Photos of the Facility/Structure (Continued)



Figure A-22: 484-21D (Looking Southwest) After Decommissioning

Appendix A – Before and After Photos of the Facility/Structure (Continued/End)



Figure A-23: Conveyor #3 and Door Exterior After Decommissioning

Appendix B – In-process Photos of Excavation/Filling of Conveyor #1 Tunnel



Figure B-1: Conveyor #1 Tunnel during Excavation/Fill

Appendix B – In-process Photos of Excavation/Filling of Conveyor #1 Tunnel
(Continued/End)



Figure B-2: Conveyor #1 Tunnel during Excavation/Fill