

**ENVIRONMENTAL COMPLIANCE & AREA COMPLETION PROJECTS (EC&ACP) STANDARD
OPERATING PROCEDURES, VOL. I**
Manual: C3
Procedure: ER-IDS-019-037
Revision: 5
Effective Date: 02/07/2022
Type-Class: Checklist
Page: 1 of 3

H-AREA INACTIVE PROCESS SEWER FIELD INSPECTION CHECKLIST
WORKING COPY

This document is a Working Copy. Prior to start of work, verify this is the latest revision per the Procedure Index.

John H. Thomas

 Verified By

1/10/24

 Date

CAUTION

The Inspector is required to IMMEDIATELY notify the Post-Closure Manager and Environmental Compliance Authority if there has been a breach or compromise of the institutional controls of this waste unit. This notification is made in accordance with Savannah River Site post-closure inspection procedures.

NOTE

1. Manual C3, Volume 1, Procedure ER-SOP-019, Waste Unit and IOU Inspection and Maintenance, is referenced for inspection details.
2. Monitoring wells associated with this waste unit are maintained in accordance with Environmental Compliance and Area Completion Projects Monitoring Well Procedures.
3. Steps in this checklist may be completed concurrently or in any order.

 SCHEDULED
 UNSCHEDULED

A = Satisfactory X = Unsatisfactory (Explanation required)		A or X	Observation/Corrective Action Taken
1.	VERIFY the underground piping signs are in acceptable condition, have the correct information, and are legible from a distance of 25 feet.	A	
2.	CHECK for excessive vegetation that may obstruct warning signs or visibility of the inspection area.	A	

H-Area Inactive Process Sewer Field Inspection Checklist


Manual: C3
 Procedure: ER-IDS-019-037
 Revision: 5
 Page: 2 of 3

 SCHEDULED


 UNSCHEDULED

A = Satisfactory X = Unsatisfactory (Explanation required)		A or X	Observation/Corrective Action Taken
3.	INSPECT the vegetative and/or closure cover over the pipeline for erosion, abnormal soil cracks, depressions (subsidence), standing water, or mounding.	A	
4.	CHECK for signs of burrowing animals.	X	Active ant mounds on soil cover. See Map Note: 1 Reference Maint. Register: PC-2024-00002
5.	VISUALLY CHECK vegetative cover for grass density with no bare spots more than 3 feet by 3 feet in area. (The height of the vegetation should not impair the visual inspection of the soil cover. This will be determined by the Inspector.)	A	
6.	CHECK the survey benchmarks for damage and visibility.	A	
7.	CHECK integrity and condition of concrete and asphalt over pipeline.	A	
8.	VERIFY that there are no excavation digging or construction activities on the soil cover.	A	
9.	Other.	NONE	

Inspected By

John H. Thomas (Print Name)	 (Signature)	1/10/24 (Date)
--------------------------------	---	-------------------

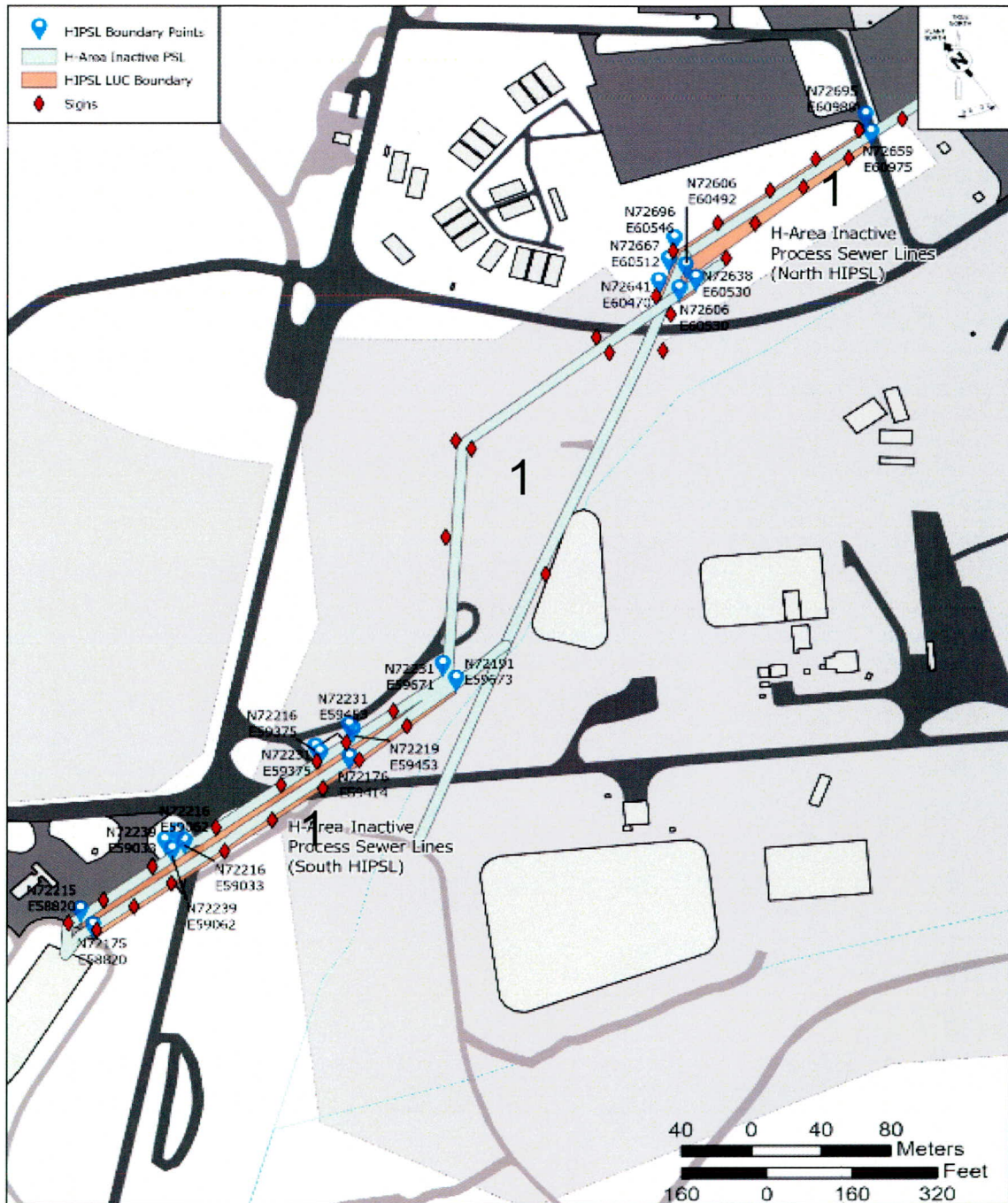
Reviewed By Post-Closure Manager

Brian Hanshew (Print Name)	 (Signature)	1/11/2024 (Date)
-------------------------------	---	---------------------

H-Area Inactive Process Sewer Field Inspection Checklist

Manual: C3
 Procedure: ER-IDS-019-037
 Revision: 5
 Page: 3 of 3

MAP OF H AREA INACTIVE PROCESS SEWER LINE



NOTES: 1= Active ant mounds on soil cover. Applied 2 lbs. of Extinguish ant bait.

NO FURTHER ENTRIES

JHT 1/10/24

