




# 2021 Annual Groundwater Monitoring Report For the F- and H-Area Radioactive Liquid Waste Tank Farms (U)

SEMS Number: 23 & 89

SRNS-RP-2022-00076

Revision 0

March 2022



**DISCLAIMER**

**This document was prepared in conjunction with work accomplished under Contract No. DE-AC09-08SR22470 with the U.S. Department of Energy.**

**This work was prepared under an agreement with and funded by the U.S. Government. Neither the U.S. Government or its employees, nor any of its contractors, subcontractors or their employees, makes any express or implied: 1. warranty or assumes any legal liability for the accuracy, completeness, or for the use or results of such use of any information, product, or process disclosed; or 2. representation that such use or results of such use would not infringe privately owned rights; or 3. endorsement or recommendation of any specifically identified commercial product, process, or service. Any views and opinions of authors expressed in this work do not necessarily state or reflect those of the United States Government, or its contractors, or subcontractor.**

**Printed in the United States of America**

*Prepared for*  
**U.S. Department of Energy  
and  
Savannah River Nuclear Solutions, LLC  
Aiken, South Carolina**

## TABLE OF CONTENTS

<u>Section</u>	<u>Page</u>
LIST OF TABLES.....	III
LIST OF FIGURES.....	IV
LIST OF APPENDICES.....	IV
LIST OF ABBREVIATIONS AND ACROYNMS.....	V
1.0 INTRODUCTION .....	1
2.0 SETTING.....	1
3.0 GROUNDWATER MONITORING AT F-AREA TANK FARM.....	3
4.0 GROUNDWATER MONITORING AT H-AREA TANK FARM .....	8
5.0 CONCLUSION .....	11
6.0 REFERENCE.....	13

## LIST OF TABLES

<u>Table</u>	<u>Page</u>
Table 1. Wells Included in the FTF and HTF Groundwater Monitoring Programs.....	30
Table 2a. Summary of 2021 Monitoring Results for the F-Area Tank Farm .....	32
Table 2b. Summary of Historical Groundwater Monitoring Results for the F-Area Tank Farm (2003 - 2015) .....	32
Table 3a. Summary of 2021 Monitoring Results for the H-Area Tank Farm .....	33
Table 3b. Summary of Historical Groundwater Monitoring Results for the H-Area Tank Farm (2003 – 2015).....	33

**LIST OF FIGURES**

**Figure 1.** Locations of the F-Area and H-Area Tank Farms .....14

**Figure 2.** Lithostratigraphic and Hydrostratigraphic Units at the F-Area and H-Area Tank Farms .....15

**Figure 3.** Surface and Groundwater Flow at the General Separations Area .....16

**Figure 4.** Location of Wells for the FTF Groundwater Monitoring Network.....17

**Figure 5.** Potentiometric Surface and Groundwater Flow Directions at the FTF .....18

**Figure 6.** Water Elevation (ft msl) for the UAZ of the UTRA during the Third Quarter of 2021 .....19

**Figure 7.** Water Elevation (ft msl) for the LAZ of the UTRA during the Third Quarter of 2021 .....20

**Figure 8.** Nonvolatile Beta Results (pCi/L) for the FTF in 2021.....21

**Figure 9.** Hydrogen Ion in the LAZ at FTF .....22

**Figure 10.** Nonvolatile Beta Results for General Separations Area Western Groundwater Operable Unit.....23

**Figure 11.** Nonvolatile Beta and Technetium-99 Concentrations for FTF 28 .....24

**Figure 12.** Location of Wells for the HTF Groundwater Monitoring Network .....25

**Figure 13.** Water Elevation (ft above msl) for the UAZ of the UTRA during the Third Quarter of 2021 .....26

**Figure 14.** Water Elevation (ft above msl) for the LAZ of the UTRA during the Third Quarter of 2021 .....27

**Figure 15.** Tritium Results (pCi/mL) for HAA 12 Wells.....28

**Figure 16.** 2021 Tritium Results (pCi/mL) for the UTRA at the HTF .....29

**LIST OF APPENDICES**

<u>Appendix</u>	<u>Page</u>
<b>Appendix A</b> 2021 Sample Results for F-Area Tank Farm .....	<b>A-1</b>
<b>Appendix B</b> 2021 Sample Results for H-Area Tank Farm.....	<b>B-1</b>

## LIST OF ABBREVIATIONS AND ACROYNMS

~	approximate, approximately
ft	feet, foot
FIPSL	F-Area Inactive Process Sewer Line
FTF	F-Area Tank Farm
GAU	Gordon Aquifer Unit
GCU	Gordon Confining Unit
GSA	General Separations Area
HIPSL	H-Area Inactive Process Sewer Line
HTF	H-Area Tank Farm
in.	inch
LAZ	Lower Aquifer Zone
µg/L	microgram per liter
MCL	Maximum Contaminant Level
MDL	Method Detection Limit
mg/L	milligram per liter
msl	mean sea level
OU	Operable Unit
pCi/L	picocurie per liter
pCi/mL	picocurie per milliliter
RCRA	Resource Conservation and Recovery Act
ROD	Record of Decision
RPD	Relative Percent Difference
RSL	Regional Screening Level
SAP	Sampling Analysis Plan
SCDHEC	South Carolina Department of Health and Environmental Control
SQL	Sample Quantitation Limit
SRNS	Savannah River Nuclear Solutions
SRR	Savannah River Remediation
SRS	Savannah River Site
UAZ	Upper Aquifer Zone
USDOE	United States Department of Energy
USEPA	United States Environmental Protection Agency
UTRA	Upper Three Runs Aquifer

**This page intentionally left blank.**

## 1.0 INTRODUCTION

This report presents the results of groundwater monitoring at the F-Area and H-Area Radioactive Liquid Waste Tank Farms for calendar year 2021. As required by the Consolidated General Closure Plan for F-Area and H-Area Waste Tank Systems (SRR 2017), groundwater sampling will be conducted during the interim period from the time individual waste tanks and ancillary equipment are removed from service, through post-closure groundwater monitoring as defined in final Record of Decision (ROD) documents for the F-Area Tank Farm (FTF) and H-Area Tank Farm (HTF) Operable Units (OUs). In December 2012, the United States Environmental Protection Agency (USEPA) and the South Carolina Department of Health and Environmental Control (SCDHEC) approved new Sampling and Analysis Plans (SAPs) for both FTF and HTF. The approved *F-Area Tank Farm Groundwater Sampling and Analysis Plan* (SRNS 2012a) and the *H-Area Tank Farm Groundwater Monitoring Plan and Sampling and Analysis Plan* (SRNS 2012b) provide specific details of the groundwater monitoring programs. During scoping of the monitoring strategy and development of the sampling plans, the United States Department of Energy (USDOE), USEPA, and SCDHEC identified gaps in the existing well coverage. Subsequently, new wells were installed at agreed upon locations at both the FTF and HTF to address as many data gaps as possible. Placement of additional wells is currently limited by existing active utilities and operating facilities, and additional well installation will not be possible until closure of the FTF and HTF.

In 2021, Savannah River Site (SRS) performed sampling according to the SAPs for the FTF and HTF. SRS collected samples during the first and third quarters of calendar year 2021 for 12 of 13 wells at the FTF and all 46 wells at the HTF. Table 1 provides a list of wells sampled for each facility's monitoring program.

Overall, the monitoring results, presented in Attachments A and B, are similar to those from past years. In 2021, results indicated no new releases to groundwater. Water level measurements and flow paths were similar to those from past years.

## 2.0 SETTING

The SRS lies in the Atlantic Coastal Plain, a southeast-dipping wedge of unconsolidated and semi-consolidated sediment, which extends from its contact with the Piedmont at the Fall Line to the continental shelf edge. At SRS, coastal plain sediments thicken from ~700 ft at the northwest boundary to ~1,400 ft at the southeast boundary and form a series of aquifers and confining units. At the FTF and HTF, shallow groundwater occurs within the Floridan Aquifer System and flows toward streams and swamps. Horizontal and vertical movement of the groundwater is controlled by the depth to which local streams cut into the sediments. The valleys of smaller perennial streams such as Fourmile Branch and Crouch Branch allow discharge from the shallow water table aquifer while larger streams like Upper Three Runs receive discharge from deeper aquifers. Figure 1 shows the location of the tank farms along with topographic and hydrologic features.

The FTF and HTF reside on coastal plain sediments consisting of alternating sequences of sands, silts, and clays. The Upper Three Runs Aquifer (UTRA) is the shallowest aquifer beneath the tank farms. A semi-continuous confining unit called the Tan Clay Confining Zone divides the UTRA into the Upper Aquifer Zone (UAZ) and the Lower Aquifer Zone (LAZ). The water table occurs in the UAZ at both tank farms. A more continuous aquitard, the Gordon Confining Unit (GCU), underlies the UTRA and confines the Gordon Aquifer Unit (GAU). Figure 2 depicts the regional lithostratigraphic units and their corresponding hydrostratigraphic units.

The tank farms are located between two surface streams, Upper Three Runs and Fourmile Branch. A groundwater divide is present beneath both tank farms and shallow groundwater flow roughly mirrors surface topography flowing “radially” outward toward both Upper Three Runs and Fourmile Branch. At the divide, groundwater tends to migrate downward and slightly away from the divide until the horizontal gradient becomes more dominant and results in water flowing toward the streams. Figure 3 illustrates groundwater flow at the divide using a conceptual cross section. The divide does not affect groundwater in the deeper GAU, which flows northwest to Upper Three Runs.

During 2021, SRS recorded 47.43 inches (in.) of precipitation as measured at the H-Area weather station. This amount of precipitation was near the 30-year average (48.25 in. per year) and is considered normal rainfall for SRS (SRNL 2021).

### 3.0 GROUNDWATER MONITORING AT F-AREA TANK FARM

The groundwater monitoring plan for the FTF includes sampling twice per year of a network of thirteen monitoring wells. The well network is located around the downgradient perimeter of the FTF and includes wells screened in the UAZ (7) and LAZ (4) and two background wells (UAZ and LAZ). In 2022, SRS installed a new well (FBG002D) to monitor background groundwater conditions in the UAZ at the FTF. The network of thirteen wells provides coverage to detect any contaminant releases that may occur at the FTF. Figure 4 shows the monitoring locations. Figure 5 illustrates the groundwater flow directions and regional water levels.

In 2021, SRS sampled 12 of 13 FTF monitoring wells in the first and third calendar quarters. All the wells were sampled as scheduled except for the UAZ background well FBG001D. Despite above average rainfall and water elevations rising into the UAZ over the past few years, FBG001D has not produced enough water to be sampled since it was installed in 2012. However, samples were successfully collected from LAZ background well FBG001C. In 2022, SRS installed a new well (FBG002D) to monitor background water conditions in the UAZ at the FTF (See Figure 8). FBG002D will be sampled for the first time during the first quarter of 2022 and the data will be included in the 2023 submittal of this report.

The FTF average groundwater elevations for the UAZ and LAZ are approximately (~) 221- and 211-feet (ft) above mean sea level (msl), respectively. In 2021, FTF groundwater elevations for the UAZ were ~2-ft above average levels and groundwater elevations for the LAZ were ~3-ft above average levels. Figures 6 and 7 provide the 2021 water level maps from the third quarter of 2021 for the UAZ and LAZ, respectively.

As required by the SAP, samples were analyzed for gross alpha, nonvolatile beta, tritium, nitrate-nitrite, cadmium, chromium, manganese, and sodium. In addition, technetium-99 was analyzed to provide information on known technetium-99 in the groundwater. The constituents for monitoring were selected based on the most prominent chemical and radiological species present in the FTF during operations, waste removal, and tank closure activities, as well as constituents known to be present from previous groundwater sampling. As provided in the SAP, SRS performs contingent analyses for specific radionuclides if screening results for gross alpha or nonvolatile beta exceed trigger levels of 15 picocuries per liter (pCi/L) and 50 pCi/L, respectively. Consistent with previous years, wells FTF 28 and FTF 12R exceeded the screening trigger level for nonvolatile beta in 2021 and contingency analyses were performed. Well FTF 19 also exceeded the screening trigger level for nonvolatile beta in 2021 and contingency analysis were performed. The results of the contingency analyses are discussed in more detail below.

Attachment A contains the laboratory results and field measurements for FTF monitoring wells including field duplicates, split samples, and laboratory duplicate samples. All data were verified and validated, while at least 10% of the data received supplemental validation to meet the more stringent definitive-level data criteria. Table 2a provides a summary of the 2021 monitoring results and for comparison, a summary of historical monitoring results is provided in Table 2b.

Overall, the monitoring results are similar to those from previous years. Laboratory results indicate low concentrations of nitrate-nitrite, nonvolatile beta, and tritium in most wells, consistent with past results. In addition, manganese and sodium, which are naturally occurring in aquifer sediments at SRS, were also detected in nearly every well. Results for specific constituents are discussed in more detail.

#### Nitrate-nitrite

Nitrate-nitrite was detected in every well at the FTF. Consistent with past results, concentrations of nitrate-nitrite in groundwater at the FTF are very low and less than the maximum contaminant level (MCL) (10 milligram per liter [mg/L]) for nitrate in all samples. The maximum concentration was 6.63 mg/L and occurred in the LAZ background well FBG001C.

#### Tritium

Tritium was below the MCL (20 picocuries per milliliter [pCi/mL]) in every well at the FTF. Although below the MCL, tritium was detected in every well at the FTF. The maximum tritium concentration at the FTF was 5.34 pCi/mL in well FTF 12R. SRS will continue to monitor and evaluate tritium at the FTF.

#### Gross Alpha

Gross alpha was above the SQL in only 7 of 31 samples. The maximum result for gross alpha was 7.71 pCi/L at FTF 30D. No results exceeded the trigger level of 15 pCi/L, so no analysis for specific radionuclides was done at the FTF. In 2021, gross alpha concentrations were low and consistent with previous results at the FTF.

#### Cadmium and Chromium

All results for cadmium were qualified “U” or “J” meaning the constituent was either not detected or tentatively identified but the result was below the SQL and thus cannot be accurately quantified. The majority of the chromium results were non-detect and only three results were above the SQL. The maximum result for cadmium was 0.4 J micrograms per liter ( $\mu\text{g/L}$ ) at background well FBG001C and did not exceed the MCL (5  $\mu\text{g/L}$ ). The maximum concentration of chromium was measured at UAZ well FTF 30D (20.8  $\mu\text{g/L}$ ) and was well below the MCL of 100  $\mu\text{g/L}$ . The 2021 results for cadmium and chromium are consistent with results from previous years at the FTF.

#### Manganese and Sodium

Manganese and sodium are naturally occurring in the aquifer sediments at SRS. In 2021, manganese was below the drinking water regional screening level (RSL) (430  $\mu\text{g/L}$ ) at all wells with a maximum concentration of 129  $\mu\text{g/L}$  at well FTF 30D. Only one other well (FTF 9R, 116  $\mu\text{g/L}$ ) exceeded the background level of manganese 102  $\mu\text{g/L}$  measured at FBG001C.

Sodium levels were above background concentrations at wells FTF 19, FTF 20, FTF 22, FTF 23, and FTF 30D in 2021. The concentrations were similar to historical levels and the maximum concentration was 17,400 µg/L at FTF 30D. Background concentrations for sodium (averaging 6,417 µg/L at FBG001C) were also higher than most of the other monitoring wells, which averaged ~4,220 µg/L. There is no MCL or RSL for sodium.

### Nonvolatile Beta

Nonvolatile beta was detected in 22 of 31 samples. However, only 7 of the 22 detections exceeded the screening level of 50 pCi/L, with four from well FTF 28, two from well FTF 19 and one from well FTF 12R. In 2021, levels at FTF 28 ranged from 413 pCi/L to the maximum of 757 pCi/L. At FTF 19, nonvolatile beta has exceeded 50 pCi/mL in the past, but from 2003 to 2020 has been below 50 pCi/mL. In 2021, levels at FTF 19 ranged from 44 pCi/L to 74.7 pCi/L. At FTF 12R, prior to 2014, nonvolatile beta has been below 50 pCi/L in previous samples. However, since 2014, nonvolatile beta levels in FTF 12R have ranged from 35.6 pCi/L to 370 pCi/L. In 2021, the first and third quarter results for nonvolatile beta at well FTF 12R were 53.3 J pCi/L and 35.6 pCi/L, respectively. Contingent analyses (e.g., beta/gamma speciation) were performed on samples from FTF 28, FTF 19 and FTF 12R to determine the isotope(s) responsible for the beta concentration. The results of the contingent analyses are discussed below.

The 2021 monitoring continues to indicate the existence of a nonvolatile beta plume in the LAZ (FTF 28 and FSL 11C) downgradient of the FTF. The plume extends from FTF 28 to the southwest through well FSL 11C for ~3,000 ft. As reported in previous years, leaks from the F-Area Inactive Process Sewer Line (FIPSL) are a likely source of the plume. Acidic wastewater containing beta-emitting isotopes including technetium-99, leaked in the area near FTF 28. Due to the acidic nature of the wastewater, it is expected that groundwater near the release would also be acidic. In 2021, groundwater in the LAZ beneath the FTF had an average pH of 5.54. As shown in Figure 9, the hydrogen ion content at FTF 28 has been elevated in the past compared to nearby wells in the same aquifer and thus the pH is lower (pH 5.13) indicating that FTF 28 has likely been impacted by the FIPSL. Figure 8 illustrates the approximate extent of the nonvolatile beta plume near the FTF.

Other potential sources of the plume include past releases and contamination areas within the FTF facility boundary (SRNS 2012a). Placement of additional future wells to accurately identify the source of the plume is limited by existing active utilities and operating facilities. Additional well installation will not be practicable until closure of the FTF (including closure of the F-Area High Level Waste Tanks). If contamination in the groundwater is thought to represent a threat to surface water resources, the Core Team will reconvene to determine if early response actions are required.

Groundwater within the western portion of the General Separations Area (GSA) encompasses the FTF Area OU and is monitored under the FTF Area OU, the GSA Western Groundwater OU, and the monitoring program for the RCRA permitted F-Area Hazardous Waste Management FIPSL. The width and extent of the nonvolatile beta plume down gradient of the FTF is covered by the GSA Western Groundwater OU and shows that technetium-99 and nonvolatile beta do not represent a threat to surface water (Figure 10), which includes additional wells FSL 4D, FSL 5D,

FSL 6D, FSL 7D, FSL 11C, BRR 1D, BRR 6C, BRR 6D, BRR 7C, FGW012D, FGW012C, FGW023 and FGW024 (SRNS 2021).

Contingency analyses were performed for FTF 28, FTF 19 and FTF 12R. The additional analyses are provided in Attachment A. The only constituents detected were bismuth-214 (286 pCi/L), lead-214 (248 pCi/L), radium-226 (4.03 pCi/L) and technetium-99 (1,450 pCi/L). Radium was below its MCL.

The elevated levels of bismuth-214 and lead-214 measured in wells FTF 28, FTF 19, and FTF 12R indicate the decay of radium-226 into radon-222. Radium-226, radon-222, and their daughter products (e.g., bismuth-214 and lead-214) are naturally occurring radionuclides that commonly occur in coastal plain groundwater (Stone 2005). The decay of radon daughter products produces elevated levels of beta radiation associated with the decay of bismuth-214 and lead-214. Although these elevated levels of beta radiation are present, they should not contribute to the nonvolatile beta results. All of the radon-222 present in the sample from the decay of radium-226 is volatilized when the sample is evaporated onto the planchet. Whatever concentrations of bismuth-214 and lead-214 (from the decay of radon-222) are deposited on the planchet will decay away rapidly before the sample is analyzed and thus do not contribute to the nonvolatile beta result. The half-lives of lead-214 and bismuth-214 are 27 and 20 minutes, respectively. Thus, the nonvolatile beta observed at FTF 28, FTF 19, and FTF 12R appears to be attributed mainly to technetium-99. It is not uncommon for the technetium-99 results to be higher than the nonvolatile beta results for the same samples, as some technetium-99 is volatilized by the drying step in the nonvolatile beta analytical method. In contrast, the technetium-99 analytical method does not include a drying step, thus avoiding any volatilization of technetium-99.

In 2021, iodine-129 was not detected at the FTF. Iodine-129 has previously been detected at three wells (FTF 19, FTF 28, and FTF 12R) but is predominantly below detection limits. In groundwater, detecting the presence of iodine-129 at levels near the MCL is a challenge because the MCL of 1 pCi/L is very low and near the analytical method detection limit (MDL) of the contracted laboratories. For example, at FTF 28, the average MDL over the past ten years was 1 pCi/L (63 samples). Although this average is equal to the MCL, some samples had MDLs greater than the MCL up to a maximum MDL of 2.74 pCi/L. Based on years of groundwater monitoring at SRS, if iodine-129 is present, concentrations will not remain at or below the MCL for very long and will increase to a level quantifiable using existing analytical methods. SRS will continue to monitor for iodine-129 at the FTF.

### Technetium-99

Technetium-99 has previously been detected in wells FTF 28 and FTF 12R and has previously been greater than the MCL (900 pCi/L) in well FTF 28. In 2021, technetium-99 levels were similar to 2020 with a maximum of 1,450 pCi/L at FTF 28. Concentration trends for technetium-99 and nonvolatile beta in well FTF 28 are provided in Figure 11, which show a slowly increasing trend over the last ten years. At well FTF 12R, technetium-99 was 86.7 pCi/L and less than levels measured last year.

In 2021, technetium-99 was also analyzed at wells FTF 19 and FTF030. The maximum concentration at well FTF 19 was 124 pCi/L. Technetium-99 was not detected at FTF030. SRS will continue to monitor technetium-99 when nonvolatile beta exceeds 50 pCi/L.

#### 4.0 GROUNDWATER MONITORING AT H-AREA TANK FARM

The groundwater monitoring plan for the HTF includes sampling twice per year at a network of 46 monitoring wells. The well network is located around the downgradient perimeter of the HTF and consists of wells screened in the UAZ (17), LAZ (28), and GAU (1) including three background wells. The wells are set in three aquifer zones. The “A” wells are set in the GAU. The “B” and “C” wells are set in the LAZ and the “D” wells are in the UAZ of the UTRA. Figure 12 provides the monitoring locations.

At the HTF, average groundwater elevations for the UAZ and LAZ are ~269-ft and 252-ft above msl, respectively. In 2021, HTF UAZ groundwater elevations were ~1-ft above average levels and groundwater elevations for the LAZ were near average levels. Figures 13 and 14 illustrate groundwater flow directions and third quarter 2021 water levels for the UAZ and LAZ. Flow in the GAU is towards the northwest based on potentiometric data from HAA 1A and other regional wells that are not part of the HTF monitoring network.

In 2021, all 46 HTF monitoring wells were sampled in the first and third calendar quarters. As required by the SAP, samples were analyzed for gross alpha, nonvolatile beta, technetium-99, tritium, nitrate-nitrite, cadmium, chromium, manganese, and sodium. The constituents for monitoring were based on the most prominent chemical and radiological species present in the HTF during operations, waste removal, and tank closure activities as well as constituents known to be present from previous groundwater sampling. As provided in the SAP, if screening results for gross alpha or nonvolatile beta exceed trigger levels of 15 pCi/L and 50 pCi/L, respectively, then contingent analyses for specific radionuclides would be performed. In 2021, no results exceeded the screening levels for gross alpha or nonvolatile beta.

Attachment B contains the laboratory results and field measurements for HTF monitoring wells including field duplicates, split samples, and laboratory duplicate samples. All data were verified and validated while at least 10% of the data received supplemental validation to meet the more stringent definitive-level data criteria. Table 3a provides a summary of the 2021 monitoring results. For comparison, a summary of historical monitoring results is provided in Table 3b.

Overall, the 2021 sample results were similar to those from previous years. Analytical results indicated low concentrations of nitrate-nitrite and tritium in most wells, and the concentrations are consistent with past results. Sampling also detected manganese and sodium, which are naturally occurring in aquifer sediments at SRS. Results for specific constituents are discussed in more detail.

##### Nitrate-Nitrite

Nitrate-nitrite was below the MCL in every sample except for one in 2021. Nitrate-nitrite exceeded the MCL during the third quarter at well HAA 7B with a concentration of 47.8 mg/L. The third quarter result appears to be anomalous as the first quarter sample in 2021 at HAA 7B (0.08 mg/L) was below the MCL and historically nitrate-nitrite has been less than 1 mg/L at HAA 7B.

Additionally, the first quarter result in 2022 for nitrate-nitrite at HAA 7B was 0.1 J mg/L. SRS will continue to monitor nitrate-nitrite at HAA 7B.

The remaining results at the HTF were low with more than 50-percent being less than 1 mg/L. The average concentration of all samples for nitrate-nitrite that were unqualified was 1.5 mg/L. Overall, the nitrate-nitrite results were similar to previous years.

### Tritium

Tritium was detectable in most of the samples from the HTF wells but was only above the MCL in one well. Well HAA 12C measured tritium greater than the MCL (20 pCi/mL) with a maximum result of 34.9 pCi/mL. As reported in the HTF SAP, tritium has been detected at the HTF up to 355 pCi/mL (HTF 12, 1986). Well cluster HAA 12 is down-gradient of the HTF and has a history of elevated tritium. The source of the tritium at HAA 12 is likely from the Off-Site Fuels Receiving Basin facility, the numerous process sewer lines in the area, and/or the nearby H-Area Inactive Process Sewer Line (HIPSL) that transported low-level radioactive wastewater from the separations facilities to the H-Area Seepage Basins. Figure 15 shows the history of tritium in both HAA 12 wells (UAZ and LAZ). In 2021, concentrations were steady in HAA 12D and decreasing in HAA 12C. Long-term trends for both wells are shown to be decreasing. Figure 16 shows the maximum tritium concentrations in 2021 for the UTRA. The extent of the tritium plume is monitored by the GSA Eastern Groundwater OU monitoring program.

### Gross Alpha

In 2021, gross alpha was below the screening level of 15 pCi/L in every sample. The maximum concentration of gross alpha was 7.68 pCi/L measured at HAA 4D. Because the concentration did not exceed the screening level of 15 pCi/L, no contingent analysis was performed for gross alpha and specific radionuclides. SRS will continue to monitor gross alpha according to the HTF SAP.

### Cadmium and Chromium

Out of 100 samples, 97 results for cadmium were non-detect. The five remaining results were qualified “J”. The “J” qualifier, in this case, meaning the constituent was identified, but below the SQL and thus could not be accurately quantified. For chromium, only 5 results out of 100 samples were above the SQL. The maximum concentration of chromium was measured at UAZ well HAA 19D (16.4 µg/L) and was below the MCL of 100 µg/L. Approximately 50% of the chromium samples were non-detect.

### Manganese and Sodium

Manganese and sodium are naturally occurring in the aquifer sediments at SRS. Manganese was accurately quantifiable above the SQL in 33 of 100 samples. In 2021, all results for manganese were below the RSL of 430 µg/L. The maximum concentration of 395 µg/L was measured at HAA 10D. The average concentration for all samples above the laboratory method detection limit

was 28.7 µg/L. In 2021, manganese levels were lower than historical results at the HTF that ranged up to 3,300 µg/L (HTF 7, 1994).

Sodium was detected above the SQL in almost every sample with the maximum result (24,600 µg/L) occurring at LAZ well HAA 7B. This result was elevated compared to other results for sodium at the HTF. The next highest result being 15,300 µg/L at HAA 12B. The average concentration of sodium was about the same as 2020 results at 4,000 µg/L. There is no MCL or RSL for sodium. The current results for both manganese and sodium do not appear to be elevated with respect to historical levels at the HTF.

#### Nonvolatile Beta

Nonvolatile beta was detected above the SQL in only 20 of 108 samples. The average concentration of those results above the SQL was 6.96 pCi/L. The maximum concentration was 33.8 pCi/L at well HAA 12B and was less than the screening level of 50 pCi/L. SRS will continue to monitor nonvolatile beta according to the HTF SAP.

#### Technetium-99

Technetium-99 was non-detect in all but 6 out of 107 samples in 2021. All of those results were very low with a max result of 33.1 pCi/L at well HAA 12B, which is significantly below the MCL of 900 pCi/L. Historically, technetium-99 has not been identified as a prevalent contaminant in groundwater at the HTF and the 2021 results are consistent with this conclusion.

## 5.0 CONCLUSION

In 2012, USEPA and SCDHEC approved new groundwater monitoring plans and corresponding SAPs for the FTF and HTF. SRS performed monitoring in 2021 according to the approved plans and performed sampling in the first and third quarters at 58 wells (12 wells at FTF and 46 wells at HTF). Overall, the 2021 monitoring results show no indications of new releases to groundwater. Water level measurements and flow paths were similar to those from past years.

Despite above average rainfall and water elevations in the UAZ over the past few years, UAZ background well FBG001D has not produced enough water to be sampled since it was installed in 2012. However, samples were successfully collected from LAZ background well FBG001C. In 2022, SRS installed a new well (FBG002D) to monitor background water conditions in the UAZ at the FTF (See Figure 8). FBG002D will be sampled for the first time during the first quarter of 2022 and the data will be included in the 2023 submittal of this report.

### F-Area Tank Farm

At the FTF, nonvolatile beta continues to be elevated near the FIPSL. Nonvolatile beta exceeded the screening level of 50 pCi/L in wells FTF 28, FTF 19 and FTF 12R. At FTF 28, nonvolatile beta was similar to levels measured in 2020. The maximum result occurred at FTF 28 at 757 pCi/L. Historically, nonvolatile beta has fluctuated from sample to sample at this well. Isotopic analyses performed on samples from FTF 28, FTF 19, and FTF 12R identified technetium-99 as the primary source of nonvolatile beta. The 2021 maximum concentration of technetium-99 at FTF 28 was 1,450 pCi/L and exceeded the MCL of 900 pCi/L. The source of nonvolatile beta and technetium-99 at FTF 28 is likely the FIPSL.

During scoping of the monitoring strategy and development of the sampling plan, the Core Team recognized that the placement of additional future wells to accurately identify the source of the plume is limited by existing active utilities and operating facilities. Additional well installation will not be practicable until closure of the FTF (including closure of the F-Area High Level Waste Tanks). If contamination in the groundwater is thought to represent a threat to surface water resources, the Core Team will reconvene to determine if early response actions are required.

SRS will continue to monitor for technetium-99 and nonvolatile beta in this area and has included data from GSA Western Groundwater OU FSL, FGW, and BRR series wells on Figure 10 to show the extent of the technetium-99 and nonvolatile beta plumes.

Concentrations of gross alpha, nitrate-nitrite, cadmium, chromium, manganese, and sodium remain low and are below their respective RSL/MCL. Overall, the 2021 monitoring results show no indications of new releases at the FTF.

### H-Area Tank Farm

Tritium has been identified as the prevalent groundwater contaminant at the HTF based on historical monitoring. A small dilute tritium plume is located north of the HTF and has been regularly monitored since 2000. The plume is located near and downgradient of the Off-Site Fuels Receiving Basin facility and the HIPSL, both potential sources of historical tritium releases. The downgradient extent of the tritium plume is delineated and monitored by the GSA Eastern Groundwater OU monitoring program. At well cluster HAA 12, tritium exceeded the MCL in the LAZ well HAA 12C. Compared to recent years, tritium concentrations in 2021 were steady at HAA 12D and decreasing at HAA 12C. SRS will continue to monitor for tritium at the HTF.

Nitrate-nitrite exceeded the MCL (10 mg/L) in one well (HAA 7B) in 2021 with a concentration of 47.8 mg/L. This result appears to be anomalous, as historically nitrate-nitrite has been less than 1 mg/L at HAA 7B. SRS will continue to monitor nitrate-nitrite at HAA 7B.

Concentrations of cadmium, chromium, gross alpha, manganese, sodium and nonvolatile beta remain low and are below their respective MCL/RSLs. Overall, the 2021 monitoring results show no indications of new releases at the HTF.

## 6.0 REFERENCE

SRNL, 2021. *Atmospheric Technologies Group Meteorological Monthly Monitoring Report, December 2020*, SRNL-L2200-2021-00001, Rev. 0, Savannah River National Laboratory, Savannah River Site, Aiken, SC

SRR, 2017. *Consolidated General Closure Plan for F-Area and H-Area Waste Tank Systems*, SRR-CWDA-2017-00015, Revision 1, Savannah River Remediation LLC, Savannah River Site, Aiken, SC, April 2017

SRNS, 2012a. *F-Area Tank Farm Groundwater Sampling and Analysis Plan*, SRNS-RP-2012-00287, Revision 1, Savannah River Nuclear Solutions, LLC, Savannah River Site, Aiken, SC

SRNS, 2012b. *H-Area Tank Farm Groundwater Monitoring Plan and Sampling and Analysis Plan*, SRNS-RP-2012-00146, Revision 1, Savannah River Nuclear Solutions, LLC, Savannah River Site, Aiken, SC

SRNS, 2021. *Scoping Summary for the General Separations Area Western Groundwater Operable Unit (U)*, ERD-EN-2005-0127, Revision 0, Savannah River Nuclear Solutions, LLC, Savannah River Site, Aiken, SC

Stone, 2005. *URANIUM, RADIUM, AND RADON IN WELL WATER IN SOUTH CAROLINA: DISTRIBUTION AND PROBLEMS*, Peter A. Stone, et al., Proceedings of the 2005 Georgia Water Resources Conference, held April 25-27, 2005, at The University of Georgia. Kathryn J. Hatcher, editor, Institute of Ecology, The University of Georgia, Athens, Georgia

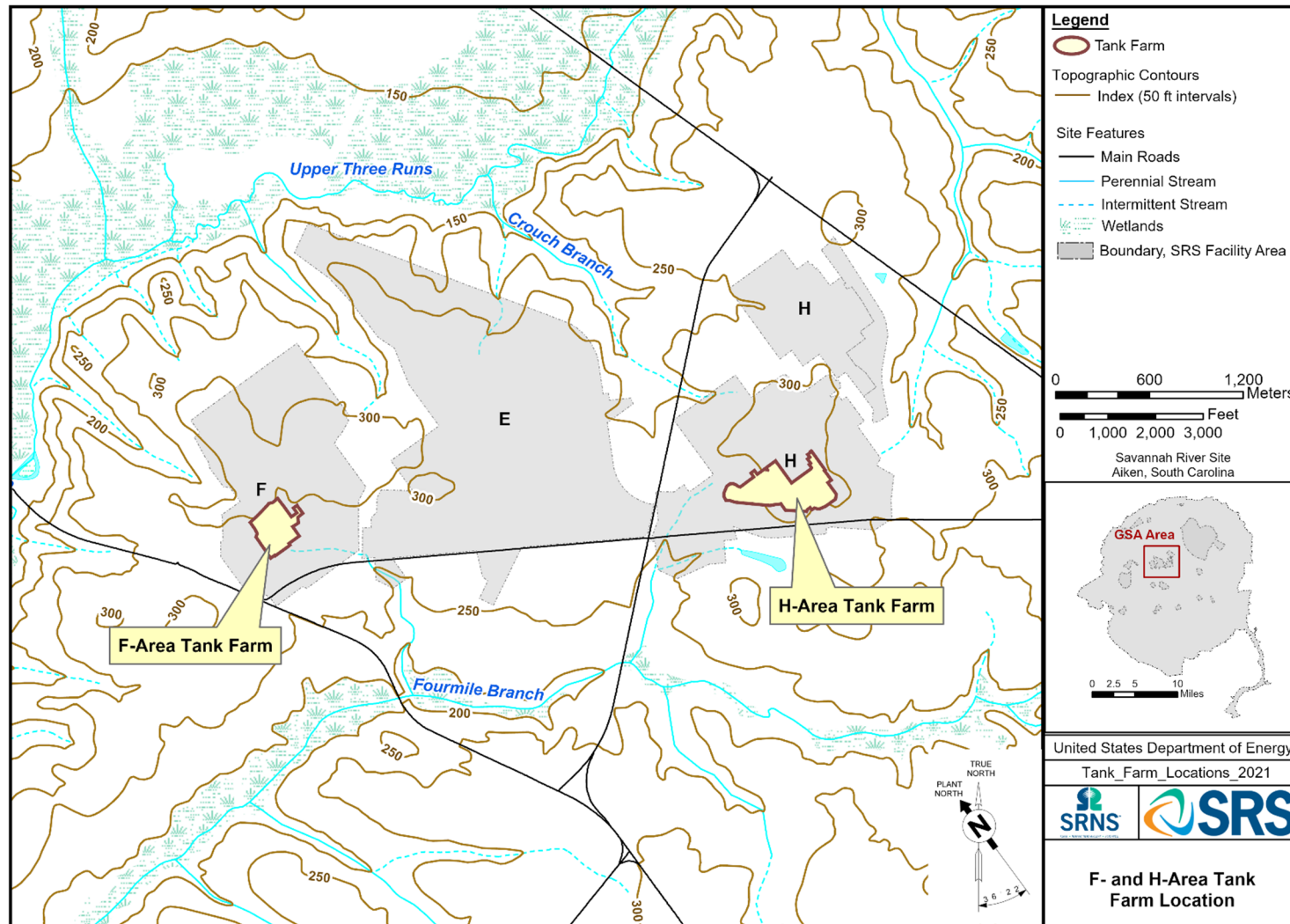


Figure 1. Locations of the F-Area and H-Area Tank Farms

Epochs	Lithostratigraphy (modified from Fallaw and Price 1995)		Hydrostratigraphy (modified from Aadland et al.)			Southeastern Coastal Plain Hydrogeologic Province		
			Northern SRS	Central-Southern SRS	SRS			
Miocene	Altamaha					Southeastern Coastal Plain Hydrogeologic Province		
Tertiary	Eocene	Tobacco Road Formation	Steed Pond Aquifer	M-Area Aquifer Zone	Upper Three Runs Aquifer		Upper Zone	Floridan Aquifer System
		Dry Branch Formation					Irwinton Sand Mbr Twiggs Clay Mbr Griffith's Landing Mbr	
		Santee Formation			Lower Zone			
	Paleocene	Warley Hill Formation			Green Clay Confining Zone		Gordon Confining Unit	
		Congaree Formation			Lost Lake Aquifer Zone		Gordon Aquifer Unit	
Cretaceous	Fourmile Branch Formation		Crouch Branch Confining Unit				Meyers Branch Confining System	
	Snapp Formation		Crouch Branch Aquifer				Dublin-Midville Aquifer System	
	Lang Syne Formation		McQueen Branch Confining Unit					
	Sawdust Landing Formation		McQueen Branch Aquifer					
	Steel Creek Formation		Undifferentiated					
	Black Creek Formation							
	Middendorf Fromation							
	Cape Fear Formation							
Paleozoic Crystalline Basement Rock or Triassic Newark Supergroup			Piedmont Hydrogeologic Province					

Figure 2. Lithostratigraphic and Hydrostratigraphic Units at the F-Area and H-Area Tank Farms

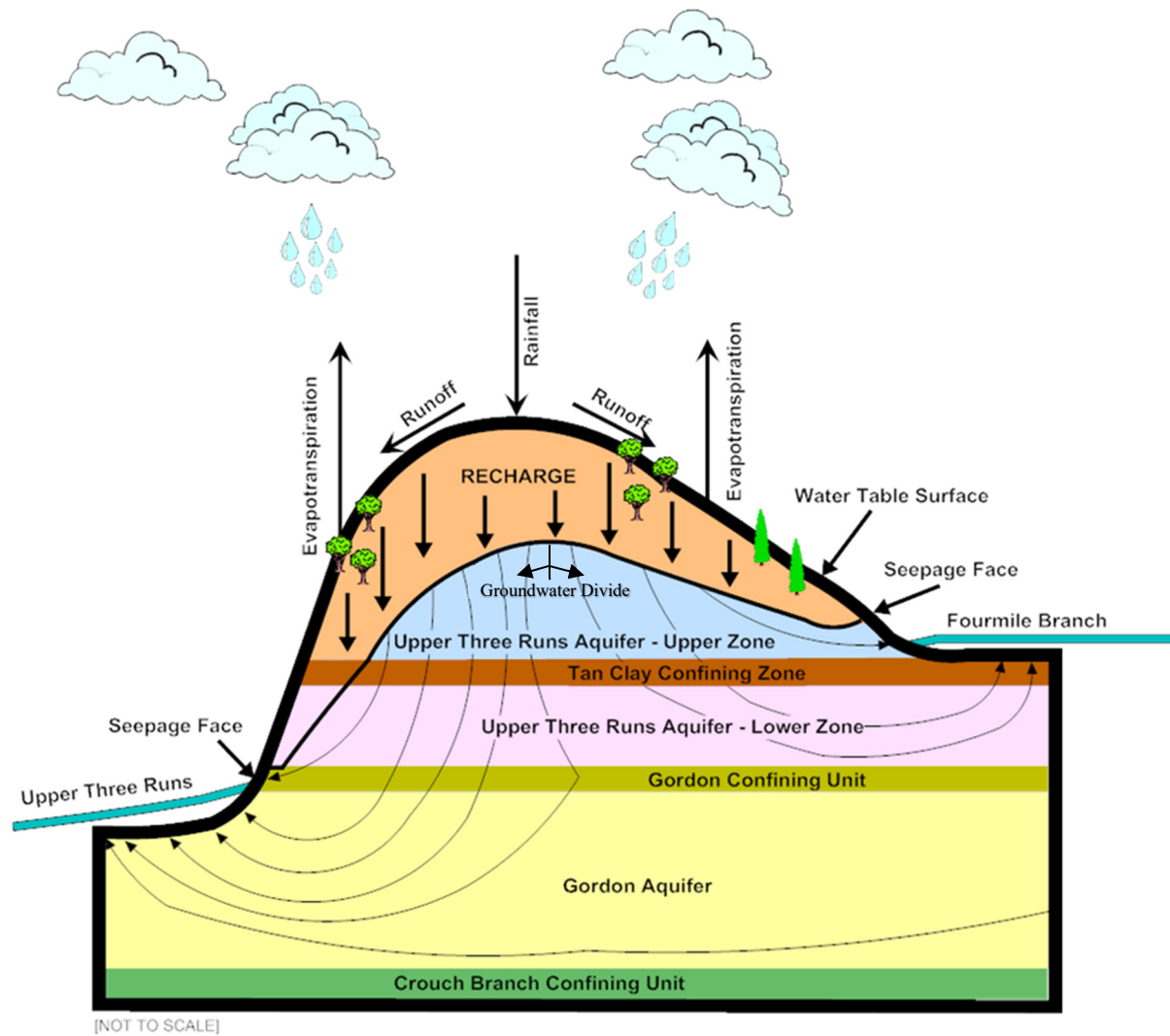


Figure 3. Surface and Groundwater Flow at the General Separations Area

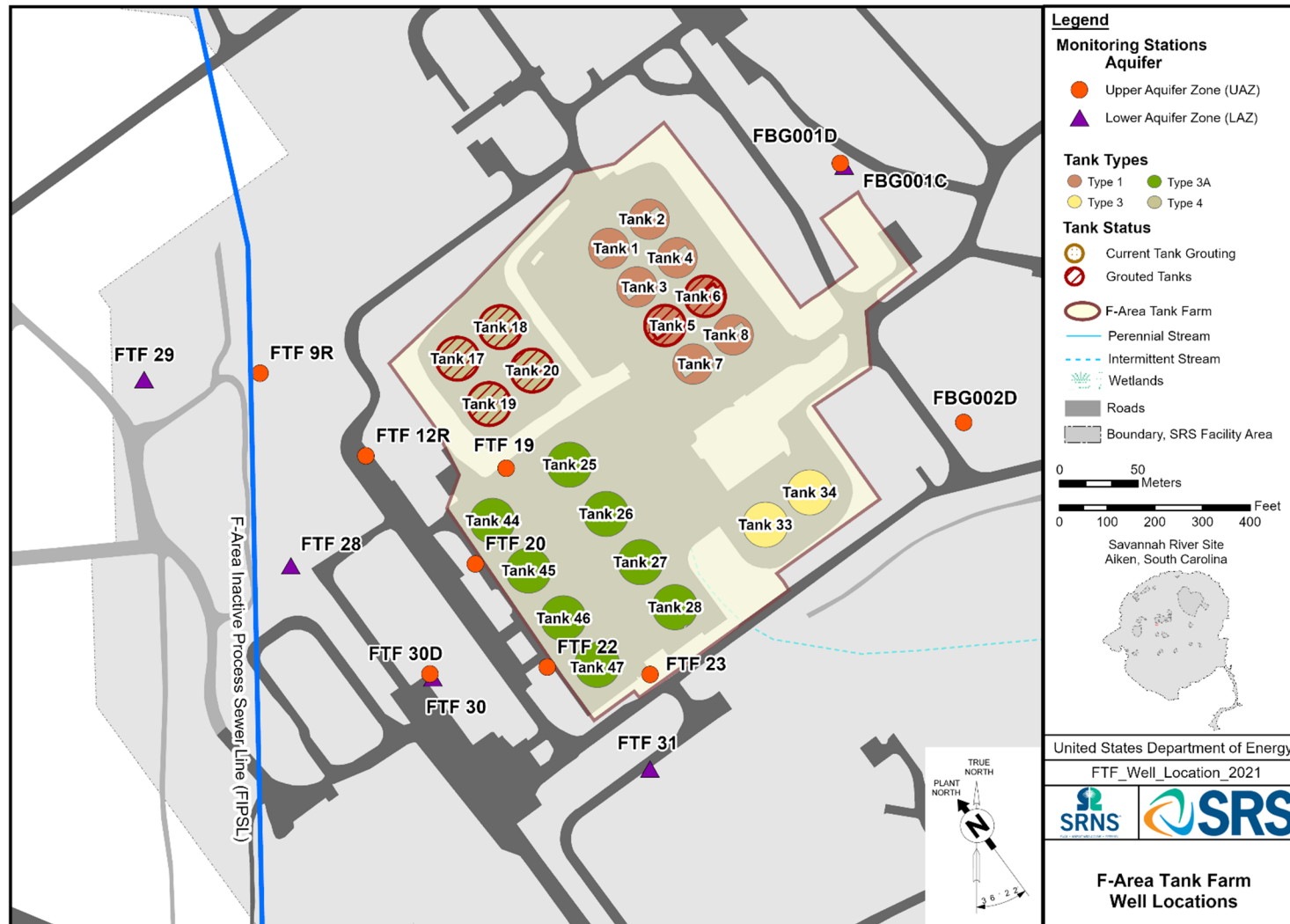


Figure 4. Location of Wells for the FTF Groundwater Monitoring Network

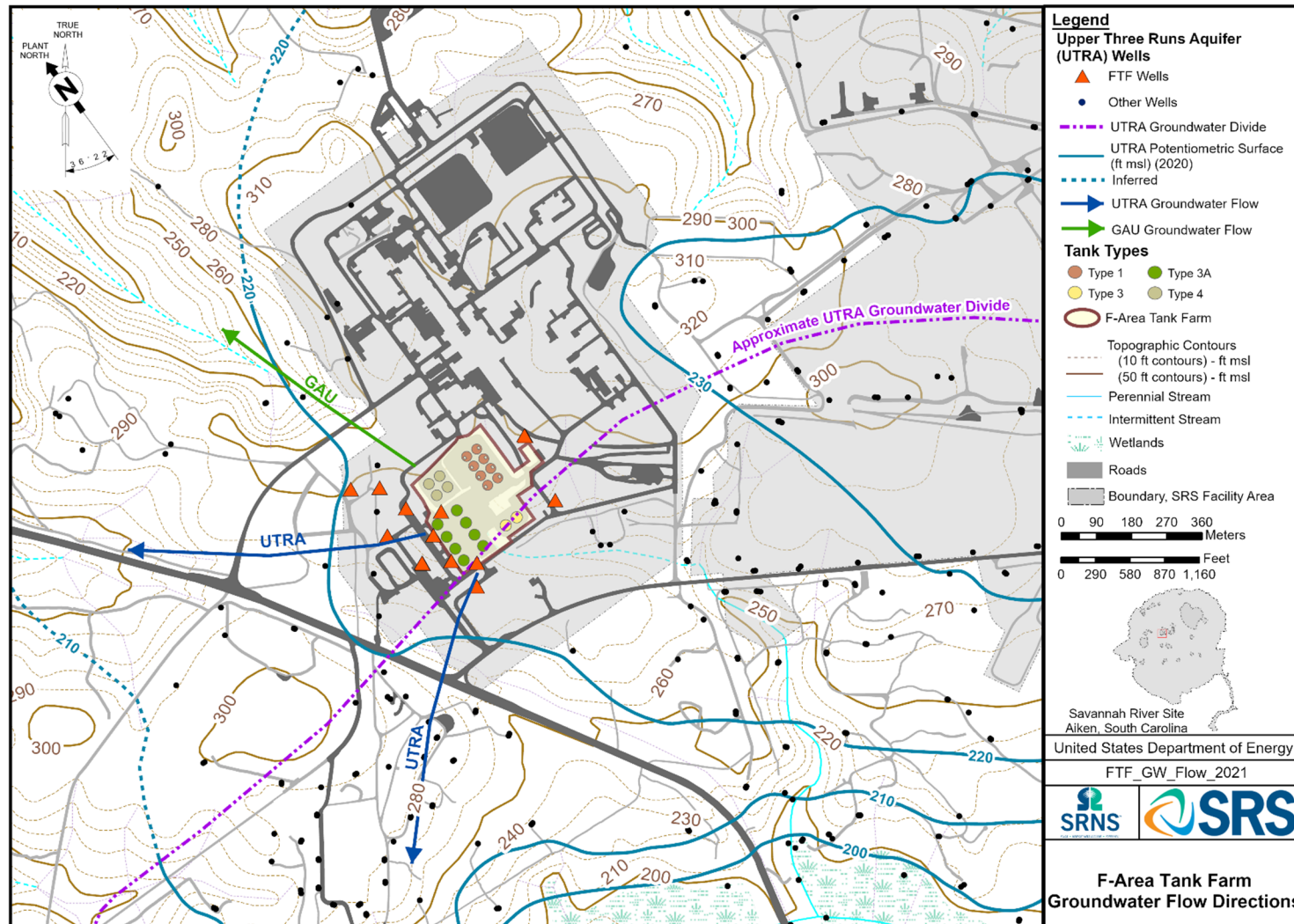


Figure 5. Potentiometric Surface and Groundwater Flow Directions at the FTF

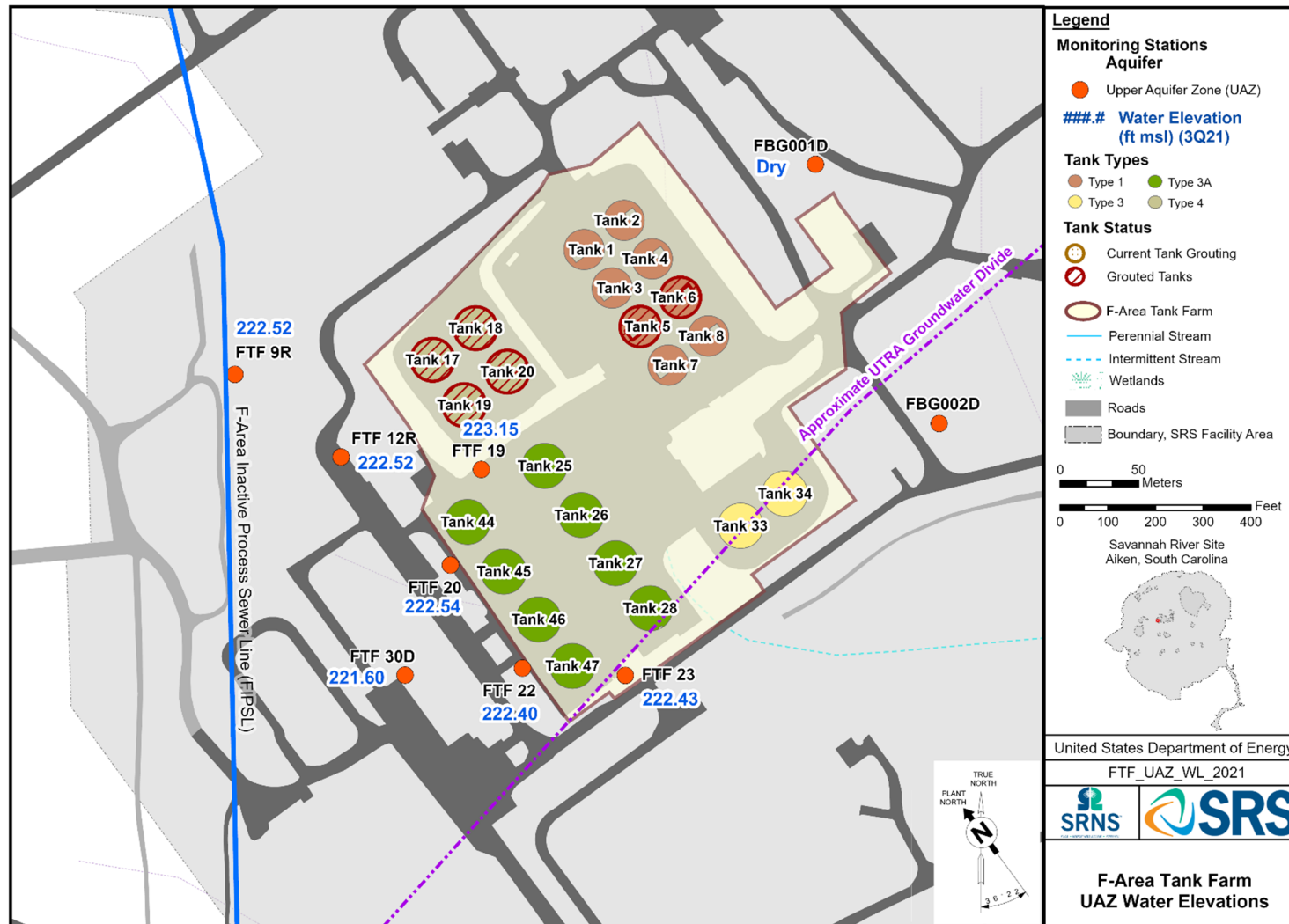


Figure 6. Water Elevation (ft msl) for the UAZ of the UTRA during the Third Quarter of 2021

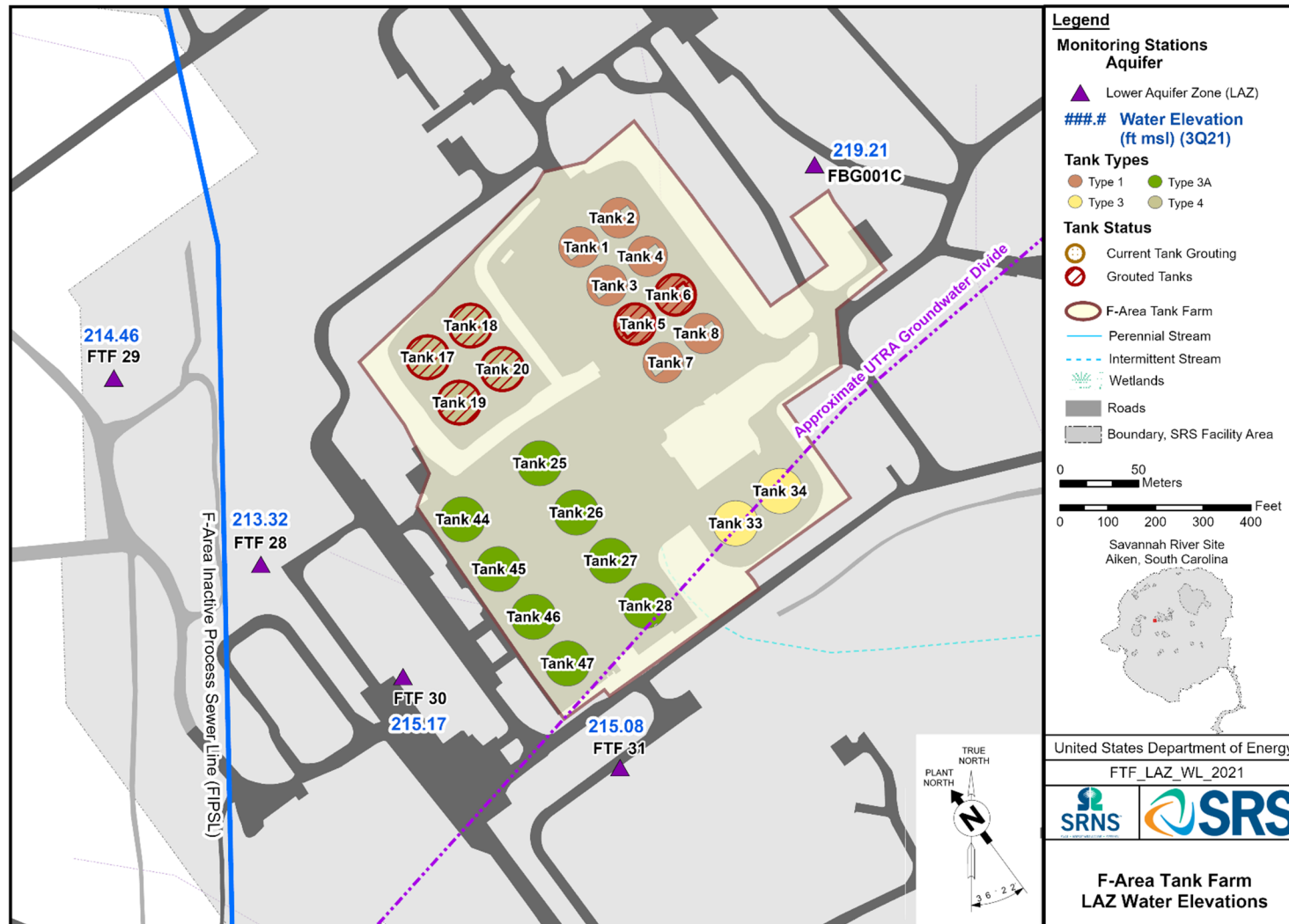


Figure 7. Water Elevation (ft msl) for the LAZ of the UTRA during the Third Quarter of 2021

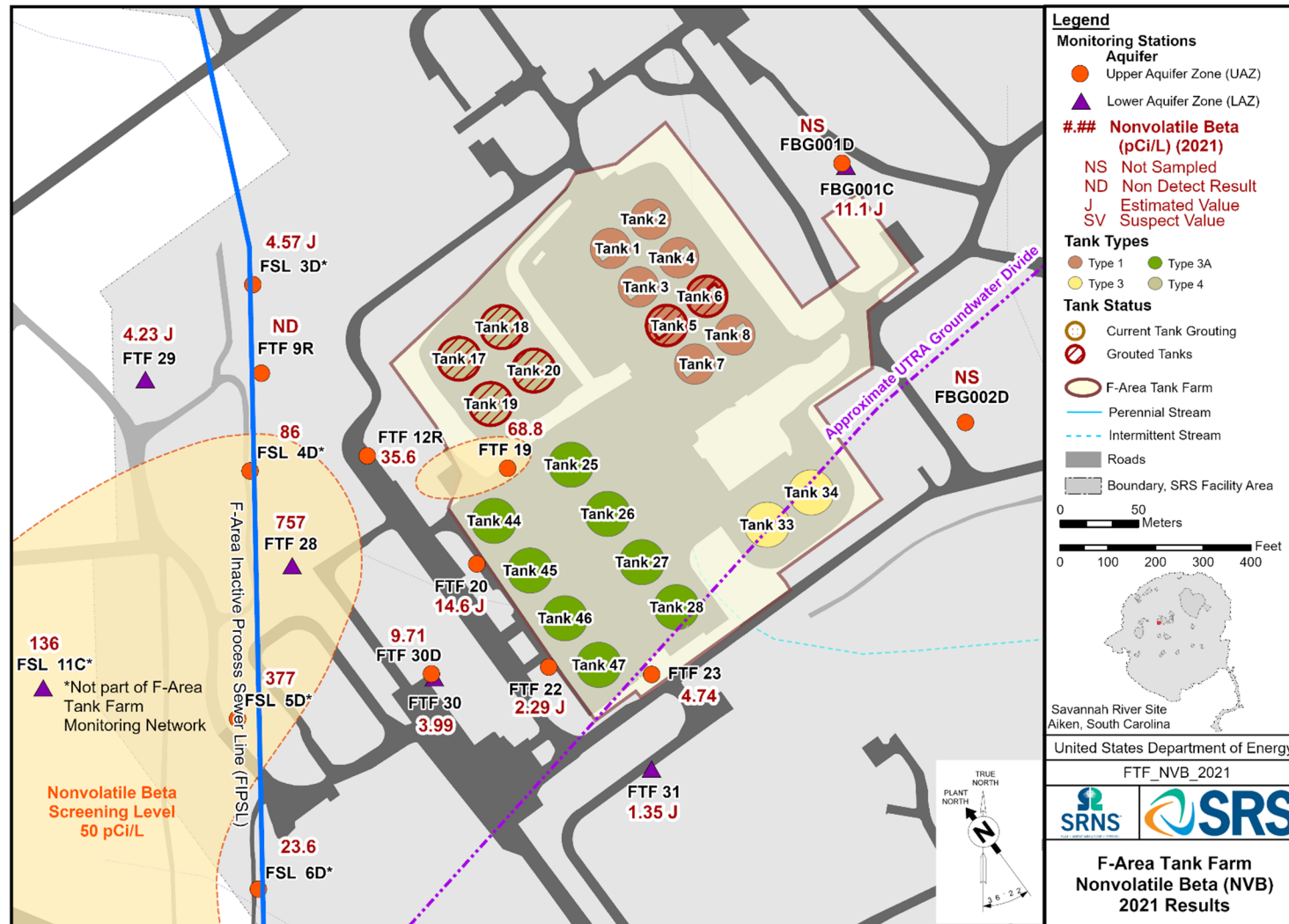


Figure 8. Nonvolatile Beta Results (pCi/L) for the FTF in 2021

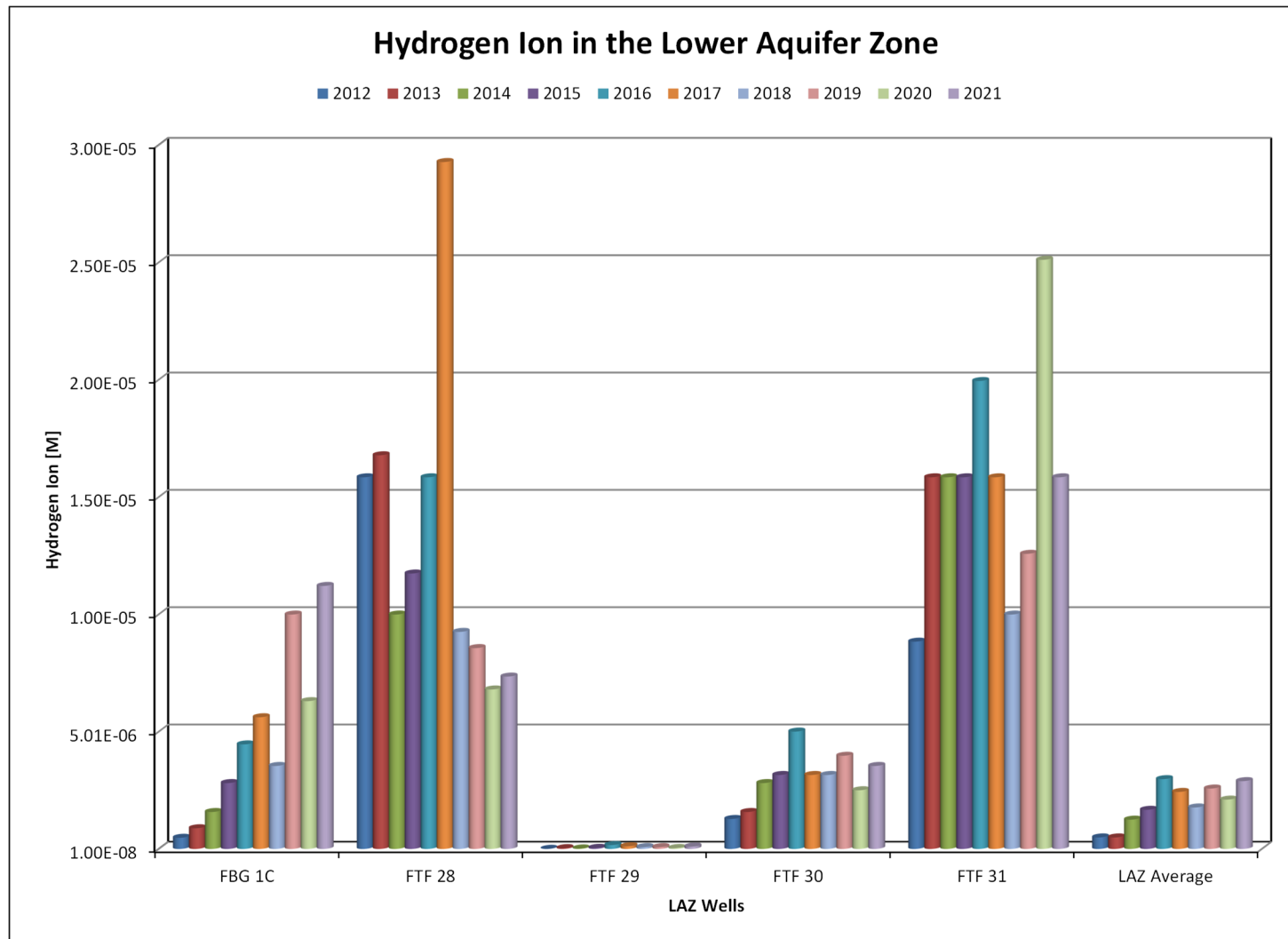


Figure 9. Hydrogen Ion in the LAZ at FTF

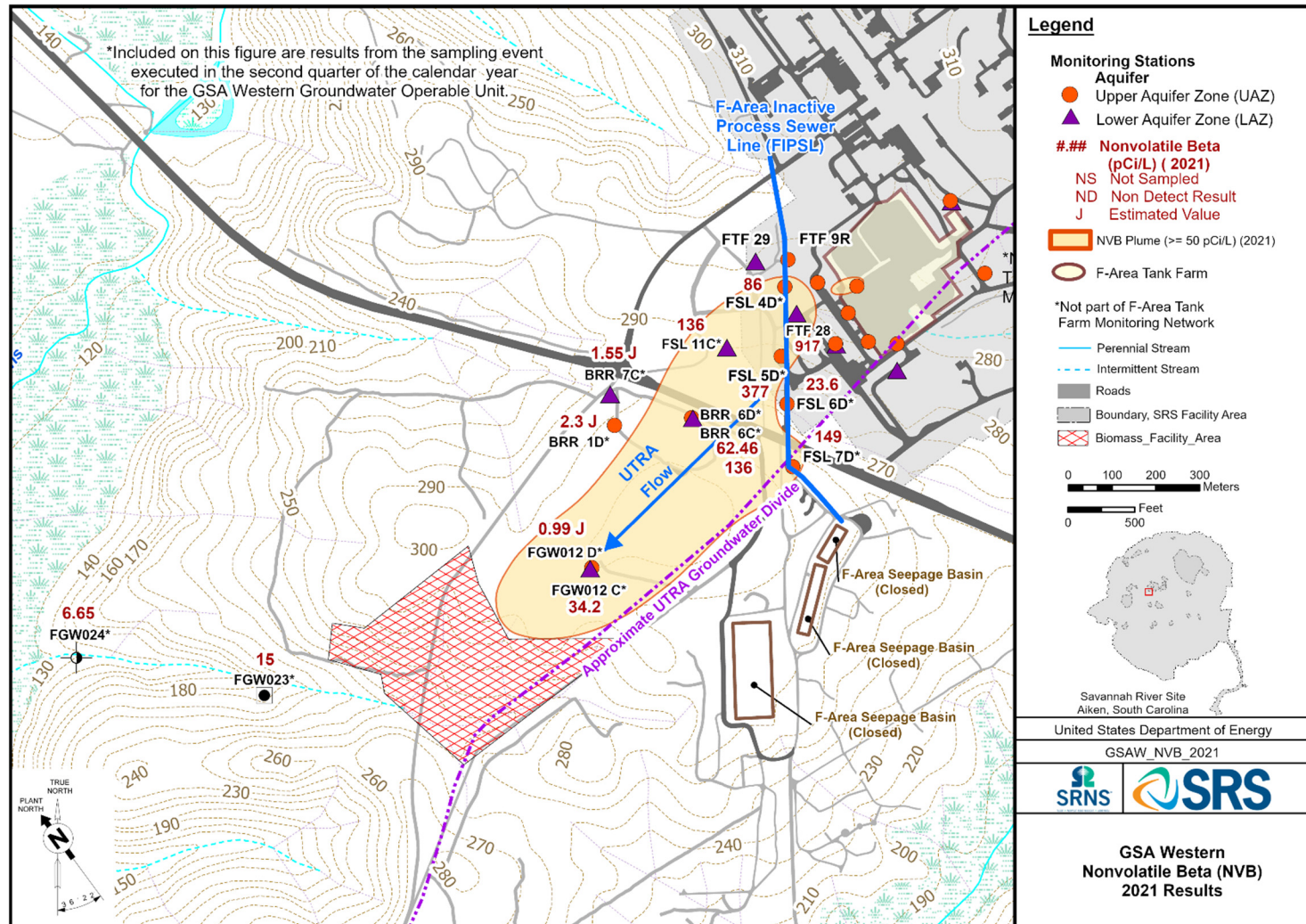


Figure 10. Nonvolatile Beta Results for General Separations Area Western Groundwater Operable Unit

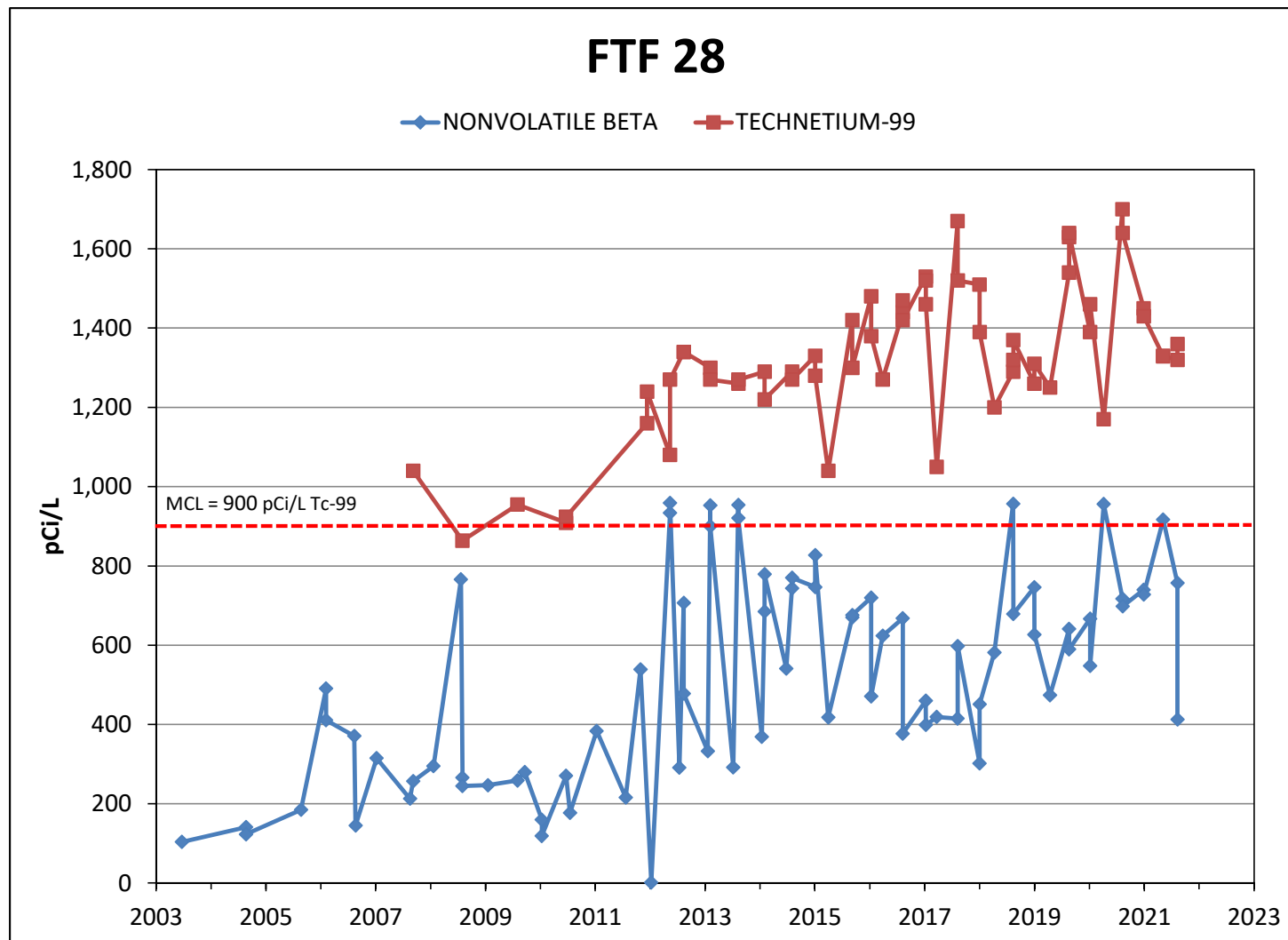


Figure 11. Nonvolatile Beta and Technetium-99 Concentrations for FTF 28

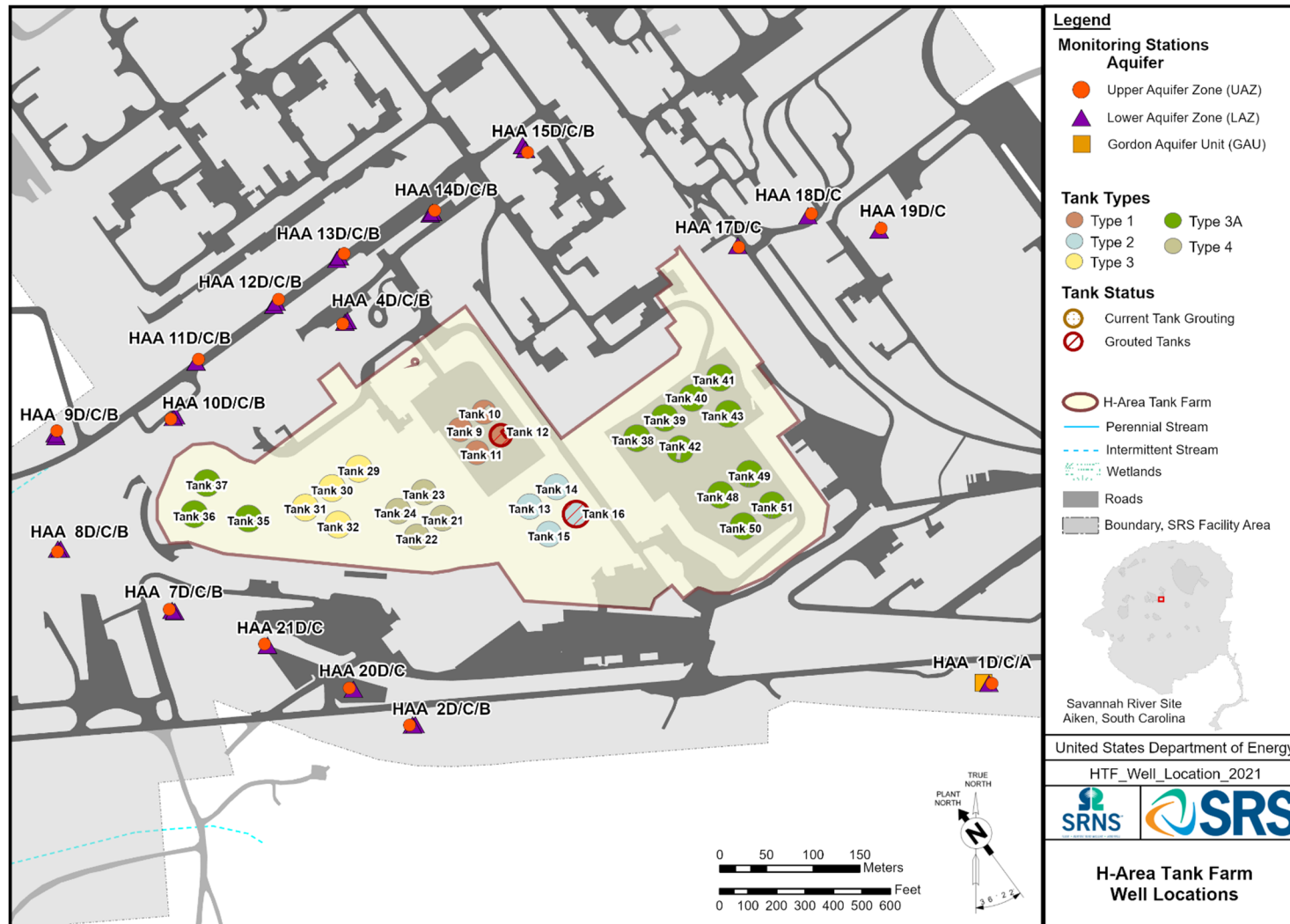


Figure 12. Location of Wells for the HTF Groundwater Monitoring Network

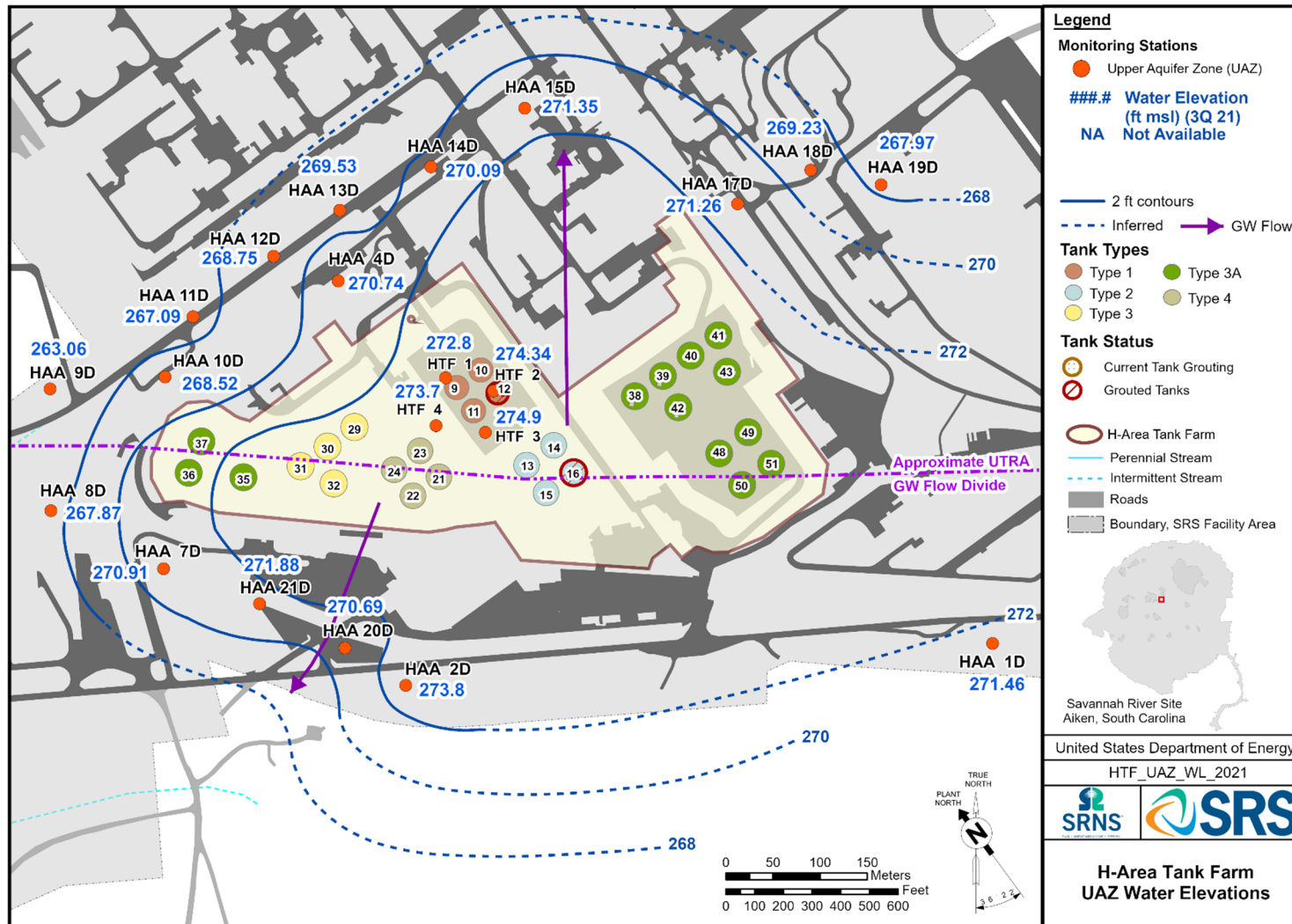


Figure 13. Water Elevation (ft above msl) for the UAZ of the UTRA during the Third Quarter of 2021

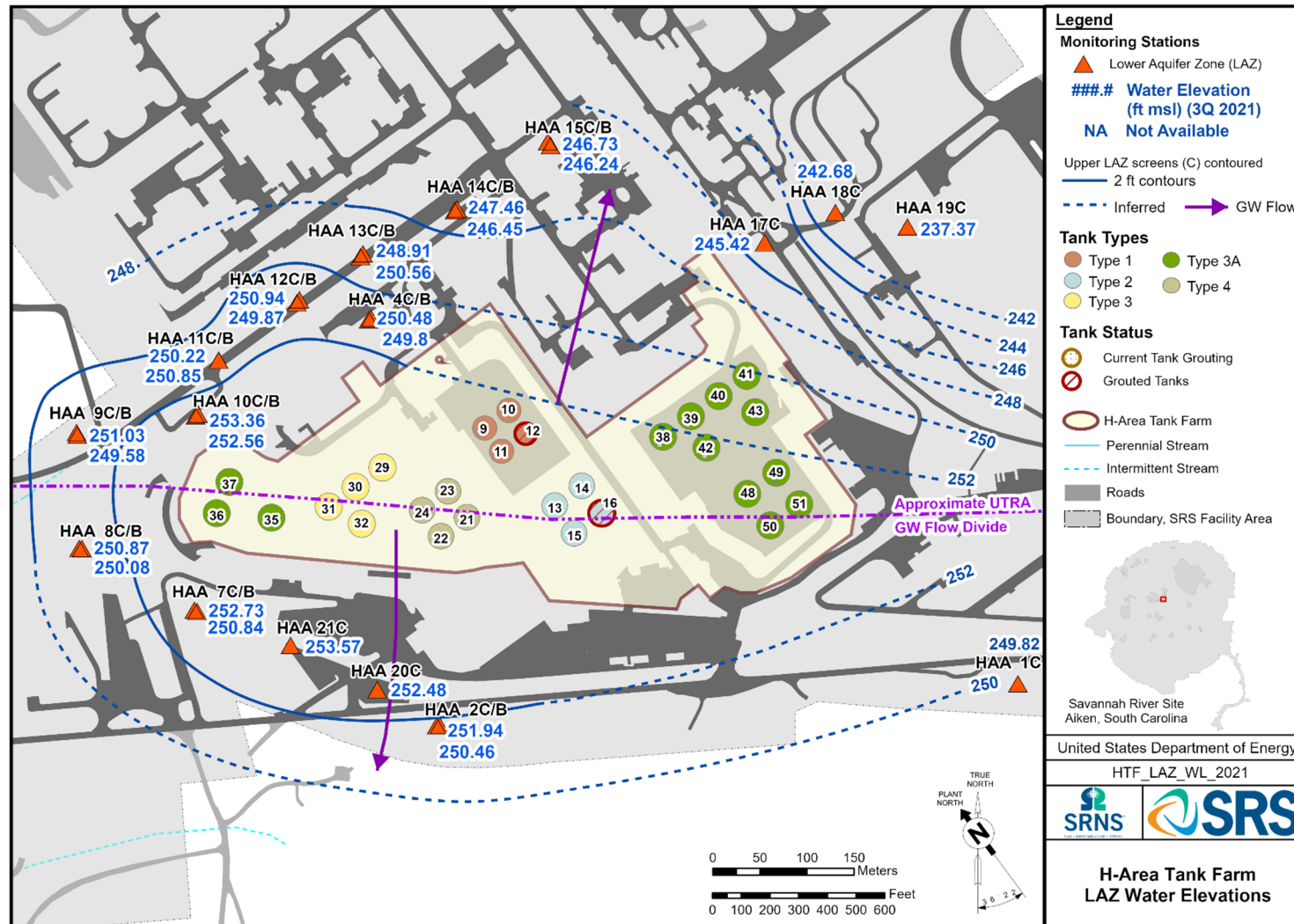


Figure 14. Water Elevation (ft above msl) for the LAZ of the UTRA during the Third Quarter of 2021

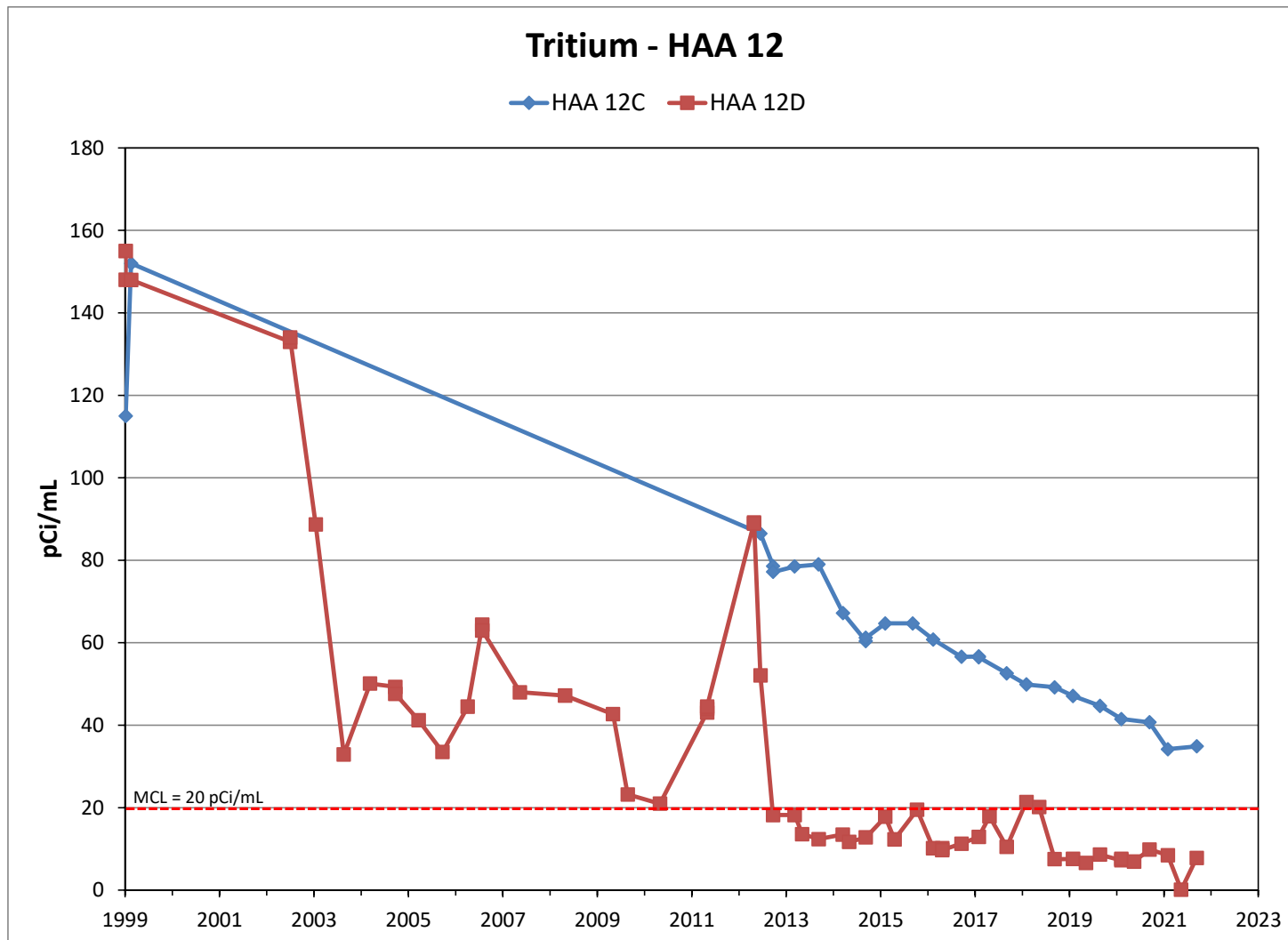


Figure 15. Tritium Results (pCi/mL) for HAA 12 Wells

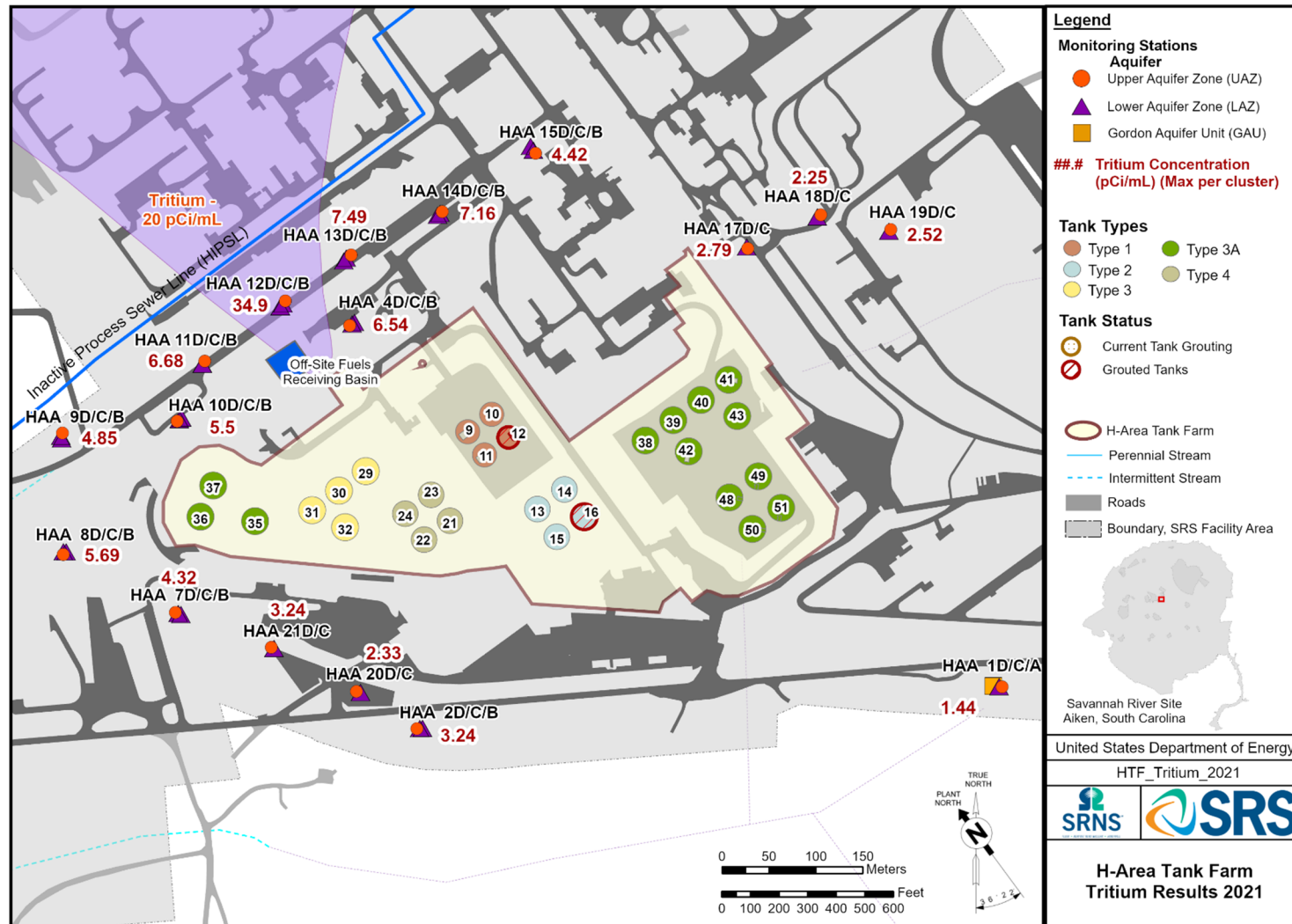


Figure 16. 2021 Tritium Results (pCi/mL) for the UTRA at the HTF

Table 1. Wells Included in the FTF and HTF Groundwater Monitoring Programs

Facility	Well	Aquifer	Screen Depth	Ground Elevation	UTM North	UTM East
			(ft-bgs)	(ft-msl)		
FTF	FBG001C	LAZ	90 - 105	299.39	3682791.7	437085.5
FTF	FBG001D	UAZ	66 - 76	299.32	3682793.5	437083.0
FTF	FBG002D	UAZ	62 - 72	279.72	3682621.6	437159.9
FTF	FTF 19	UAZ	57 - 87	285.3	3682598.5	436869.3
FTF	FTF 20	UAZ	57 - 87	285.3	3682537.4	436849.6
FTF	FTF 22	UAZ	42 - 72	284.6	3682471.5	436895.6
FTF	FTF 23	UAZ	53 - 83	284.2	3682466.8	436961.4
FTF	FTF 28	LAZ	132 - 142	293.92	3682536.2	436731.6
FTF	FTF 29	LAZ	120 - 140	297.79	3682655.3	436637.7
FTF	FTF 9R	UAZ	80 - 90	292.97	3682659.3	436711.9
FTF	FTF 12R	UAZ	84 - 94	289.53	3682606.5	436779.6
FTF	FTF 30	LAZ	100 - 110	293.58	3682464.6	436822.5
FTF	FTF 30D	UAZ	70 - 80	293.42	3682467.1	436820.6
FTF	FTF 31	LAZ	96 - 106	292.97	3682406.3	436961.2
HTF	HAA 1A	GAU	186 - 196	290.9	3682656.7	440708.1
HTF	HAA 1C	LAZ	134 - 144	291.4	3682656.2	440714.1
HTF	HAA 1D	UAZ	10 - 30	291.8	3682655.9	440717.3
HTF	HAA 2B	LAZ	154 - 164	291.2	3682611.9	440099.7
HTF	HAA 2C	LAZ	109 - 119	290.9	3682611.6	440096.7
HTF	HAA 2D	UAZ	10 - 30	290.8	3682611.4	440093.8
HTF	HAA 4B	LAZ	164 - 174	298.9	3683044.3	440027.1
HTF	HAA 4C	LAZ	130 - 140	298.8	3683042.6	440024.6
HTF	HAA 4D	UAZ	23 - 43	298.7	3683040.8	440022.1
HTF	HAA 7B	LAZ	142 - 152	287.32	3682733.1	439842.2
HTF	HAA 7C	LAZ	100 - 110	287.17	3682734.2	439839.3
HTF	HAA 7D	UAZ	15 - 35	287.06	3682735.2	439836.4
HTF	HAA 8B	LAZ	143 - 153	287.14	3682799.8	439720.0
HTF	HAA 8C	LAZ	105 - 115	287.05	3682799.9	439717.0
HTF	HAA 8D	UAZ	15 - 35	287.07	3682796.9	439716.8
HTF	HAA 9B	LAZ	133 - 143	281.36	3682923.1	439714.2
HTF	HAA 9C	LAZ	100 - 110	281.53	3682920.2	439715.1
HTF	HAA 9D	UAZ	14 - 34	281.76	3682926.3	439716.0
HTF	HAA 10B	LAZ	143 - 153	286.79	3682942.5	439843.1
HTF	HAA 10C	LAZ	109 - 119	286.53	3682940.7	439840.7
HTF	HAA 10D	UAZ	13 - 33	286.57	3682938.9	439838.2
HTF	HAA 11B	LAZ	141 - 151	290.37	3682999.9	439865.2
HTF	HAA 11C	LAZ	110 - 120	290.65	3682999.9	439865.2
HTF	HAA 11D	UAZ	16 - 36	290.84	3683002.9	439867.8
HTF	HAA 12B	LAZ	155 - 165	299.23	3683061.0	439948.3
HTF	HAA 12C	LAZ	120 - 130	299.51	3683064.0	439950.9
HTF	HAA 12D	UAZ	35 - 55	299.65	3683067.1	439953.5
HTF	HAA 13B	LAZ	160 - 170	303.51	3683109.8	440015.9
HTF	HAA 13C	LAZ	127 - 137	303.59	3683112.9	440018.5
HTF	HAA 13D	UAZ	25 - 45	303.59	3683115.9	440023.7

**Table 1. Wells Included in the FTF and HTF Groundwater Monitoring Programs**  
 (Continued/End)

Facility	Well	Aquifer	Screen Depth	Ground Elevation	UTM North	UTM East
			(ft-bgs)	(ft-msl)		
HTF	HAA 14B	LAZ	160 - 170	305.04	3683158.6	440115.8
HTF	HAA 14C	LAZ	134 - 144	305.07	3683160.4	440118.3
HTF	HAA 14D	UAZ	32 - 52	305.22	3683162.1	440120.7
HTF	HAA 15B	LAZ	169 - 179	308.33	3683231.8	440214.8
HTF	HAA 15C	LAZ	137 - 147	308.28	3683227.7	440217.9
HTF	HAA 15D	UAZ	32 - 52	308.16	3683224.3	440220.2
HTF	HAA 17C	LAZ	147 - 157	302.63	3683124.6	440445.1
HTF	HAA 17D	UAZ	52 - 72	302.52	3683122.8	440446.3
HTF	HAA 18C	LAZ	135 - 145	291.56	3683156.7	440520.3
HTF	HAA 18D	UAZ	41 - 61	291.37	3683158.7	440524.1
HTF	HAA 19C	LAZ	133 - 143	287.81	3683141.4	440596.6
HTF	HAA 19D	UAZ	26 - 41	287.58	3683143.0	440598.7
HTF	HAA 20C	LAZ	125 - 135	290.31	3682649.9	440033.6
HTF	HAA 20D	UAZ	44 - 64	290.16	3682651.0	440029.2
HTF	HAA 21C	LAZ	105 - 115	288.9	3682697.0	439941.5
HTF	HAA 21D	UAZ	34 - 54	288.88	3682698.1	439938.5

**Table 2a. Summary of 2021 Monitoring Results for the F-Area Tank Farm**

Analyte	Number of Samples <sup>a</sup>	Number of Non-Detects	Number of Results > SQL <sup>b</sup>	Result Average <sup>c</sup>	Result Maximum <sup>d</sup>	MCL/RSL <sup>e</sup>	Number of Results > MCL/RSL <sup>e</sup>
Nitrate/Nitrite	29	0	29	2.85 mg/L	6.63 mg/L	10 mg/L	0
Cadmium	28	25	0	0.37 µg/L	0.4 J µg/L	5 µg/L	0
Chromium	28	20	3	7.37 µg/L	20.8	100 µg/L	0
Manganese	28	1	25	41.5 µg/L	129 µg/L	430 µg/L	0
Sodium	28	0	8	9,035 µg/L	17,400 µg/L	NA	NA
Gross Alpha	31	18	7	3.73 pCi/L	7.71 pCi/L	15 pCi/L	0
Nonvolatile Beta	31	9	9	138 pCi/L	757 pCi/L	50 pCi/L	7 <sup>f</sup>
Tritium	29	0	16	1.7 pCi/mL	5.34 pCi/mL	20 pCi/mL	0
Technetium-99	17	6	9	549 pCi/L	1,450 pCi/L	900 pCi/L	4 <sup>f</sup>

- a. Includes regular, duplicate, and split samples
- b. Number of results > SQL and unqualified, SQL = laboratory Sample Quantitation Limit
- c. Average of results > laboratory method detection limit
- d. Maximum of results > SQL; if no result > SQL then maximum result > MDL will be used
- e. MCL = Maximum Contaminant Level or RSL = Regional Screening Level for drinking water
- f. Nonvolatile Beta > MCL at three wells (FTF 28, FTF 19 and FTF 12R), Technetium-99 > MCL at one well (FTF 28)

**Table 2b. Summary of Historical Groundwater Monitoring Results for the F-Area Tank Farm (2003 - 2020)**

Constituent	Number of Samples <sup>a</sup>	Number of Non-Detects	Number of Results > SQL <sup>b</sup>	Result Range <sup>c</sup>	Result Average <sup>d</sup>	MCL/RSL <sup>e</sup>	Units	Number of Results > MCL/RSL <sup>e</sup>
Nitrate/Nitrite	331	0	331	0.076-8.41	2.79	10	mg/L	0
Cadmium	248	169	12	U-1.87	0.47	5	µg/L	0
Chromium	301	222	3	U-46.1	5.90	100	µg/L	0
Manganese	242	13	194	U-2,060	126.70	430	µg/L	16
Sodium	301	7	272	U-39,300	6,976	NA	µg/L	NA
Gross Alpha	353	178	35	U-30.5	4.84	15	pCi/L	6
Nonvolatile Beta	353	82	138	U-959	156.70	50	pCi/L	84
Tritium	340	9	302	U-105	3.55	20	pCi/mL	7
Technetium-99	116	56	71	U-1,700	735.80	900	pCi/L	50

- a. Includes regular, duplicate, and split samples
- b. Number of results > SQL and unqualified, SQL = laboratory Sample Quantitation Limit
- c. U = non-detect,  
J = estimated result
- d. Average of results > laboratory method detection limit
- e. MCL = Maximum Contaminant Level or RSL = Regional Screening Level for drinking water

**Table 3a. Summary of 2021 Monitoring Results for the H-Area Tank Farm**

Analyte	Number of Samples <sup>a</sup>	Number of Non-Detects	Number of Results > SQL <sup>b</sup>	Result Average <sup>c</sup>	Result Maximum <sup>d</sup>	MCL/RSL <sup>e</sup>	Number of Results > MCL/RSL <sup>e</sup>
Nitrate/Nitrite	117	5	112	1.52 mg/L	47.8 mg/L	10 mg/L	1 <sup>f</sup>
Cadmium	100	97	0	0.54 µg/L	0.58 µg/L	5 µg/L	0
Chromium	100	54	5	5.3 µg/L	16.4 µg/L	100 µg/L	0
Manganese	100	31	33	28.7 µg/L	395 µg/L	430 µg/L	0
Sodium	100	0	94	4,000 µg/L	24,600 µg/L	NA	NA
Gross Alpha	108	79	9	1.66 pCi/L	7.68 pCi/L	15 pCi/L	0
Nonvolatile Beta	108	69	20	4.63 pCi/L	33.8 pCi/L	50 pCi/L	0
Tritium	107	31	59	3.7 pCi/mL	34.9 pCi/mL	20 pCi/mL	2 <sup>f</sup>
Technetium-99	107	100	2	29.9 pCi/L	33.1 pCi/L	900 pCi/L	0

- a. Includes regular, duplicate, and split samples
- b. Number of results > SQL and unqualified, SQL = laboratory Sample Quantitation Limit
- c. Average of results > laboratory method detection limit
- d. Maximum of results > SQL and unqualified; if no result > SQL then maximum result > MDL will be used
- e. MCL = Maximum Contaminant Level or RSL = Regional Screening Level for drinking water
- f. Nitrate/Nitrite > MCL at one well HAA 7B, Tritium > MCL at one well (HAA 12C)

**Table 3b. Summary of Historical Groundwater Monitoring Results for the H-Area Tank Farm (2003 – 2020)**

Constituent	Number of Samples <sup>a</sup>	Number of Non-Detects	Number of Results > SQL <sup>b</sup>	Result Range <sup>c</sup>	Result Average <sup>d</sup>	MCL/RSL <sup>e</sup>	Units	Number of Results > MCL/RSL <sup>e</sup>
Nitrate/Nitrite	1,029	21	913	U-34.8	1.09	10	mg/L	1
Cadmium	996	860	2	U-5.53	0.31	5	µg/L	1
Chromium	983	536	26	U-487	7.77	100	µg/L	3
Manganese	859	210	335	U-1,280	50.92	430	µg/L	36
Sodium	983	9	863	U-27,700	3,910	NA	µg/L	NA
Gross Alpha	1,112	863	46	U-29.1	3.33	15	pCi/L	8
Nonvolatile Beta	1,166	828	88	U-223	6.46	50	pCi/L	3
Tritium	1,162	306	648	U-89.2	7.75	20	pCi/mL	50
Technetium-99	901	833	28	U-88.2	12.50	900	pCi/L	0

- a. Includes regular, duplicate, and split samples
- b. Number of results > SQL and unqualified, SQL = laboratory Sample Quantitation Limit
- c. U = non-detect
- d. Average of results > laboratory method detection limit
- e. MCL = Maximum Contaminant Level or RSL = Regional Screening Level for drinking water

**This page intentionally left blank.**

---

**ATTACHMENT A**

**2021 Sample Results for F-Area Tank Farm**

**This page intentionally left blank.**

---

### Data Qualification

The qualifiers used when validating analytical data are listed in the following table. Qualifiers are given in order of "usability," i.e., lower ones supersede higher ones as validation functions are applied. Not every qualifier is currently used but may be used in the future.

USEPA Functional Guideline Qualifiers	
Qualifier	Description
<i>[null]</i>	Data not remarked. The detected analyte result is acceptable for use as reported.
<i>J</i>	The detected analyte was positively identified but the result is approximate.
<i>NJ</i>	The detected analyte was only tentatively identified, and the result is approximate.
<i>U</i>	The analyte was analyzed for, but not detected. The SQL is valid unless blank contamination is indicated.
<i>UJ</i>	The analyte was analyzed for, but not detected. The SQL is approximate and may be inaccurate or imprecise.
<i>R</i>	The sample result is rejected as unusable due to serious deficiencies in meeting quality control criteria. The analyte may be present or absent.

**This page intentionally left blank.**

---

Well Name	Collection Date	Analyte	MCL	Result	Units	Lab Qualifier	Review Qualifier	Detection Limit	Quantitation Limit (SQL)
FTF012R	2/1/2021	ACTINIUM-228	24 <sup>b</sup>	13.5	pCi/L	U	U	36.7	87.1
FTF 28	9/14/2021	ACTINIUM-228	24 <sup>b</sup>	11.1	pCi/L	U	U	19.5	58.7
FTF 28	2/1/2021	ACTINIUM-228	24 <sup>b</sup>	3.01	pCi/L	U	U	37.5	78.9
FTF 28	9/14/2021	ACTINIUM-228	24 <sup>b</sup>	-0.369	pCi/L	U	U	13.7	29.2
FTF012R	9/14/2021	ACTINIUM-228	24 <sup>b</sup>	-1.1	pCi/L	U	U	15.9	36.3
FTF012R	2/1/2021	ACTINIUM-228	24 <sup>b</sup>	-3.3	pCi/L	U	U	26.7	60.3
FTF 19	9/14/2021	ACTINIUM-228	24 <sup>b</sup>	-8.43	pCi/L	U	U	14.2	32.5
FTF 28	2/1/2021	ACTINIUM-228	24 <sup>b</sup>	-10.4	pCi/L	U	U	35.9	77.1
FTF 19	9/14/2021	ANTIMONY-124		1.89	pCi/L	U	U	7.67	14.8
FTF012R	9/14/2021	ANTIMONY-124		1.74	pCi/L	U	U	7.33	14.2
FTF 28	9/14/2021	ANTIMONY-124		0.305	pCi/L	U	U	7.55	15.2
FTF 28	9/14/2021	ANTIMONY-124		-0.891	pCi/L	U	U	11.3	23.6
FTF 19	9/14/2021	ANTIMONY-125		2.59	pCi/L	U	U	10.4	21.8
FTF 28	9/14/2021	ANTIMONY-125		2.13	pCi/L	U	U	9.37	27
FTF 28	9/14/2021	ANTIMONY-125		0.833	pCi/L	U	U	13.1	27.8
FTF012R	9/14/2021	ANTIMONY-125		-2.75	pCi/L	U	U	10.4	22.2
FTF 19	9/14/2021	BARIUM-133		2.65	pCi/L	U	U	4.6	9.86
FTF 28	9/14/2021	BARIUM-133		0.958	pCi/L	U	U	5.61	12.4
FTF012R	9/14/2021	BARIUM-133		0.103	pCi/L	U	U	4.58	10.1
FTF 28	9/14/2021	BARIUM-133		-0.71	pCi/L	U	U	3.95	10.6
FTF 28	9/14/2021	BISMUTH-212		24.2	pCi/L	U	U	43.6	89.6
FTF 19	9/14/2021	BISMUTH-212		23.9	pCi/L	U	U	50.2	100
FTF012R	9/14/2021	BISMUTH-212		-0.472	pCi/L	U	U	48.9	117
FTF 28	9/14/2021	BISMUTH-212		-0.964	pCi/L	U	U	71.9	184
FTF012R	2/1/2021	BISMUTH-214		286	pCi/L			12	68.2
FTF 28	2/1/2021	BISMUTH-214		241	pCi/L			15.2	73
FTF012R	2/1/2021	BISMUTH-214		227	pCi/L			14.5	68.9
FTF012R	9/14/2021	BISMUTH-214		223	pCi/L			6.46	33.9
FTF 28	9/14/2021	BISMUTH-214		214	pCi/L			9.55	44.2
FTF 28	2/1/2021	BISMUTH-214		177	pCi/L			14.6	65.8
FTF 28	9/14/2021	BISMUTH-214		177	pCi/L			6.03	32.2
FTF 19	9/14/2021	BISMUTH-214		165	pCi/L			7.37	37.4
FBG001C	9/14/2021	CADMIUM	5	1	ug/L	U	U	0.3	1
FBG001C	9/14/2021	CADMIUM	5	1	ug/L	U	U	0.478	1
FTF 19	2/1/2021	CADMIUM	5	1	ug/L	U	U	0.3	1
FTF 19	9/14/2021	CADMIUM	5	1	ug/L	U	U	0.3	1
FTF 20	2/1/2021	CADMIUM	5	1	ug/L	U	U	0.3	1
FTF 20	9/14/2021	CADMIUM	5	1	ug/L	U	U	0.3	1
FTF 22	2/1/2021	CADMIUM	5	1	ug/L	U	U	0.3	1
FTF 22	9/14/2021	CADMIUM	5	1	ug/L	U	U	0.3	1
FTF 23	2/2/2021	CADMIUM	5	1	ug/L	U	U	0.3	1
FTF 23	9/14/2021	CADMIUM	5	1	ug/L	U	U	0.3	1
FTF 28	2/1/2021	CADMIUM	5	1	ug/L	U	U	0.3	1
FTF 28	2/1/2021	CADMIUM	5	1	ug/L	U	U	0.3	1
FTF 28	9/14/2021	CADMIUM	5	1	ug/L	U	U	0.3	1
FTF 28	9/14/2021	CADMIUM	5	1	ug/L	U	U	0.3	1
FTF 29	2/1/2021	CADMIUM	5	1	ug/L	U	U	0.3	1
FTF 29	9/14/2021	CADMIUM	5	1	ug/L	U	U	0.3	1
FTF009R	2/1/2021	CADMIUM	5	1	ug/L	U	U	0.3	1
FTF009R	9/14/2021	CADMIUM	5	1	ug/L	U	U	0.3	1
FTF012R	2/1/2021	CADMIUM	5	1	ug/L	U	U	0.3	1
FTF012R	9/14/2021	CADMIUM	5	1	ug/L	U	U	0.3	1
FTF030	2/2/2021	CADMIUM	5	1	ug/L	U	U	0.3	1
FTF030D	2/2/2021	CADMIUM	5	1	ug/L	U	U	0.3	1
FTF030D	9/21/2021	CADMIUM	5	1	ug/L	U	U	0.3	1
FTF031	2/2/2021	CADMIUM	5	1	ug/L	U	U	0.3	1
FTF031	9/21/2021	CADMIUM	5	1	ug/L	U	U	0.3	1
FBG001C	2/1/2021	CADMIUM	5	0.4	ug/L	J	J	0.2	0.5
FBG001C	2/1/2021	CADMIUM	5	0.382	ug/L	J	J	0.3	1
FTF030	9/21/2021	CADMIUM	5	0.313	ug/L	J	J	0.3	1
FTF 28	9/14/2021	CALIFORNIUM-249		4.93	pCi/L	U	U	5.77	18.9
FTF 28	9/14/2021	CALIFORNIUM-249		1.69	pCi/L	U	U	4.39	9.15
FTF012R	9/14/2021	CALIFORNIUM-249		1.56	pCi/L	U	U	5	10.4
FTF 19	9/14/2021	CALIFORNIUM-249		-0.592	pCi/L	U	U	4.47	9.55
FTF 19	9/14/2021	CALIFORNIUM-251		7.22	pCi/L	U	U	16.8	42.8
FTF 28	9/14/2021	CALIFORNIUM-251		2.55	pCi/L	U	U	15	31.4
FTF 28	9/14/2021	CALIFORNIUM-251		-3.28	pCi/L	U	U	18.3	38.7
FTF012R	9/14/2021	CALIFORNIUM-251		-4.92	pCi/L	U	U	17	39.4
FTF 19	9/14/2021	CARBON-14	2000	-1.49	pCi/L	U	U	29	61.8
FTF012R	9/14/2021	CARBON-14	2000	-3.58	pCi/L	U	U	29.7	63.1
FTF 28	9/14/2021	CARBON-14	2000	-5.31	pCi/L	U	U	29.5	62.5
FTF 28	2/1/2021	CARBON-14	2000	-6.88	pCi/L	U	U	87.1	187
FTF 28	2/1/2021	CARBON-14	2000	-7.65	pCi/L	U	U	87	187
FTF 19	9/14/2021	CARBON-14	2000	-7.91	pCi/L	U	U	29.2	61.6
FTF 28	9/14/2021	CARBON-14	2000	-8.2	pCi/L	U	U	30	63.4
FTF012R	2/1/2021	CARBON-14	2000	-13.4	pCi/L	U	U	87	186
FTF 19	4/21/2021	CARBON-14	2000	-17.9	pCi/L	U	U	59.5	126
FTF012R	2/1/2021	CARBON-14	2000	-18.1	pCi/L	U	U	87.1	186
FTF 19	4/21/2021	CARBON-14	2000	-30.3	pCi/L	U	U	59.6	124
FTF 28	9/14/2021	CERIUM-141		1.58	pCi/L	U	U	5.67	13

Bold indicates result exceeds the MCL/RSL/PRG, results qualified with a "U" are not bolded because the analyte was not detected.  
a Regional Screening Level b Preliminary Remediation Goal

Well Name	Collection Date	Analyte	MCL	Result	Units	Lab Qualifier	Review Qualifier	Detection Limit	Quantitation Limit (SQL)
FTF 28	9/14/2021	CERIUM-141		-0.332	pCi/L	U	U	6.85	15.2
FTF 19	9/14/2021	CERIUM-141		-1.12	pCi/L	U	U	5.97	14.3
FTF012R	9/14/2021	CERIUM-141		-3.34	pCi/L	U	U	6.51	14.4
FTF 28	9/14/2021	CERIUM-144		3.72	pCi/L	U	U	26.1	57.3
FTF 19	9/14/2021	CERIUM-144		-2.95	pCi/L	U	U	23.8	52
FTF012R	9/14/2021	CERIUM-144		-5.42	pCi/L	U	U	24.5	53.5
FTF 28	9/14/2021	CERIUM-144		-6.44	pCi/L	U	U	21.7	48.7
FTF 19	9/14/2021	CESIUM-134		0.0717	pCi/L	U	U	3.92	8.12
FTF012R	9/14/2021	CESIUM-134		-0.953	pCi/L	U	U	3.77	8.21
FTF 28	9/14/2021	CESIUM-134		-1.54	pCi/L	U	U	3.34	7.82
FTF 28	9/14/2021	CESIUM-134		-3.27	pCi/L	U	U	4.99	10.9
FTF 28	2/1/2021	CESIUM-137	200	1.93	pCi/L	U	U	9.3	18.9
FTF 19	9/14/2021	CESIUM-137	200	1.33	pCi/L	U	U	3.8	8.36
FTF 28	9/14/2021	CESIUM-137	200	0.506	pCi/L	U	U	3.68	7.82
FTF 28	2/1/2021	CESIUM-137	200	0.15	pCi/L	U	U	8.72	18.7
FTF012R	2/1/2021	CESIUM-137	200	-0.27	pCi/L	U	U	6.64	13.7
FTF012R	9/14/2021	CESIUM-137	200	-1.29	pCi/L	U	U	3.28	7.7
FTF 28	9/14/2021	CESIUM-137	200	-1.89	pCi/L	U	U	5.19	12.3
FTF012R	2/1/2021	CESIUM-137	200	-3.1	pCi/L	U	U	7.67	17.4
FTF030D	2/2/2021	CHROMIUM	100	20.8	ug/L			3	10
FTF030D	9/21/2021	CHROMIUM	100	12.7	ug/L			3	10
FBG001C	2/1/2021	CHROMIUM	100	10	ug/L	U	U	4	10
FTF 19	2/1/2021	CHROMIUM	100	10	ug/L	U	U	3	10
FTF 19	9/14/2021	CHROMIUM	100	10	ug/L	U	U	3	10
FTF 20	2/1/2021	CHROMIUM	100	10	ug/L	U	U	3	10
FTF 20	9/14/2021	CHROMIUM	100	10	ug/L	U	U	3	10
FTF 22	2/1/2021	CHROMIUM	100	10	ug/L	U	U	3	10
FTF 22	9/14/2021	CHROMIUM	100	10	ug/L	U	U	3	10
FTF 23	2/2/2021	CHROMIUM	100	10	ug/L	U	U	3	10
FTF 23	9/14/2021	CHROMIUM	100	10	ug/L	U	U	3	10
FTF 28	2/1/2021	CHROMIUM	100	10	ug/L	U	U	3	10
FTF 28	2/1/2021	CHROMIUM	100	10	ug/L	U	U	3	10
FTF 28	9/14/2021	CHROMIUM	100	10	ug/L	U	U	3	10
FTF 28	9/14/2021	CHROMIUM	100	10	ug/L	U	U	3	10
FTF 29	2/1/2021	CHROMIUM	100	10	ug/L	U	U	3	10
FTF 29	9/14/2021	CHROMIUM	100	10	ug/L	U	U	3	10
FTF009R	2/1/2021	CHROMIUM	100	10	ug/L	U	U	3	10
FTF009R	9/14/2021	CHROMIUM	100	10	ug/L	U	U	3	10
FTF030	9/21/2021	CHROMIUM	100	10	ug/L	U	U	3	10
FTF031	2/2/2021	CHROMIUM	100	10	ug/L	U	U	3	10
FTF031	9/21/2021	CHROMIUM	100	10	ug/L	U	U	3	10
FTF012R	2/1/2021	CHROMIUM	100	7.28	ug/L	J	J	3	10
FBG001C	2/1/2021	CHROMIUM	100	4.07	ug/L	J	J	3	10
FTF030	2/2/2021	CHROMIUM	100	4.02	ug/L	J	J	3	10
FBG001C	9/14/2021	CHROMIUM	100	3.7	ug/L			1.49	2
FBG001C	9/14/2021	CHROMIUM	100	3.26	ug/L	J	J	3	10
FTF012R	9/14/2021	CHROMIUM	100	3.1	ug/L	J	J	3	10
FTF 28	9/14/2021	COBALT-57		0.455	pCi/L	U	U	2.94	6.46
FTF 28	9/14/2021	COBALT-57		0.38	pCi/L	U	U	3.44	7.56
FTF012R	9/14/2021	COBALT-57		-1.47	pCi/L	U	U	3.29	7.23
FTF 19	9/14/2021	COBALT-57		-1.61	pCi/L	U	U	3.17	7.03
FTF 28	9/14/2021	COBALT-58		0.873	pCi/L	U	U	5.04	10.9
FTF012R	9/14/2021	COBALT-58		0.6	pCi/L	U	U	3.61	7.57
FTF 28	9/14/2021	COBALT-58		0.114	pCi/L	U	U	3.07	6.75
FTF 19	9/14/2021	COBALT-58		-0.683	pCi/L	U	U	3.29	6.95
FTF 28	9/14/2021	COBALT-60	100	1.57	pCi/L	U	U	3.86	7.66
FTF012R	2/1/2021	COBALT-60	100	1.55	pCi/L	U	U	6.57	12.6
FTF 19	9/14/2021	COBALT-60	100	1.13	pCi/L	U	U	4.18	8.5
FTF012R	2/1/2021	COBALT-60	100	0.667	pCi/L	U	U	10.2	20.9
FTF012R	9/14/2021	COBALT-60	100	0.272	pCi/L	U	U	3.8	7.74
FTF 28	2/1/2021	COBALT-60	100	-0.449	pCi/L	U	U	9.11	18.3
FTF 28	9/14/2021	COBALT-60	100	-1.05	pCi/L	U	U	4.83	10.3
FTF 28	2/1/2021	COBALT-60	100	-2.89	pCi/L	U	U	9.84	21.5
FTF 28	9/14/2021	CURIUM-247		1.09	pCi/L	U	U	4.03	8.45
FTF 19	9/14/2021	CURIUM-247		0.559	pCi/L	U	U	4.07	8.57
FTF012R	9/14/2021	CURIUM-247		-0.232	pCi/L	U	U	4.24	8.94
FTF 28	9/14/2021	CURIUM-247		-2.92	pCi/L	U	U	5.06	11.1
FTF 19	9/14/2021	EUROPIUM-152		3.92	pCi/L	U	U	11.2	23.3
FTF 28	9/14/2021	EUROPIUM-152		0.537	pCi/L	U	U	14	29.7
FTF012R	9/14/2021	EUROPIUM-152		-0.21	pCi/L	U	U	11.2	23.5
FTF 28	9/14/2021	EUROPIUM-152		-3.47	pCi/L	U	U	9.6	20.8
FTF 28	9/14/2021	EUROPIUM-154		2.09	pCi/L	U	U	9.05	18.1
FTF012R	9/14/2021	EUROPIUM-154		-0.404	pCi/L	U	U	10.4	21.5
FTF 28	9/14/2021	EUROPIUM-154		-2.49	pCi/L	U	U	16.5	34.9
FTF 19	9/14/2021	EUROPIUM-154		-4.48	pCi/L	U	U	9.58	21.3
FTF 19	9/14/2021	EUROPIUM-155		-0.349	pCi/L	U	U	13.4	29
FTF012R	9/14/2021	EUROPIUM-155		-0.808	pCi/L	U	U	13.5	29.1
FTF 28	9/14/2021	EUROPIUM-155		-1.05	pCi/L	U	U	12	26.5
FTF 28	9/14/2021	EUROPIUM-155		-2.22	pCi/L	U	U	13.1	29
FTF030D	9/21/2021	GROSS ALPHA	15	11.1	pCi/L	J	J	7.29	20.8

Bold indicates result exceeds the MCL/RSL/PRG, results qualified with a "U" are not bolded because the analyte was not detected.  
a Regional Screening Level b Preliminary Remediation Goal

Well Name	Collection Date	Analyte	MCL	Result	Units	Lab Qualifier	Review Qualifier	Detection Limit	Quantitation Limit (SQL)
FTF030D	2/2/2021	GROSS ALPHA	15	7.71	pCi/L			0.688	3.05
FTF 20	9/14/2021	GROSS ALPHA	15	7.12	pCi/L	J	J	6.7	17.1
FTF 23	2/2/2021	GROSS ALPHA	15	6.24	pCi/L			0.664	2.65
FTF 22	9/14/2021	GROSS ALPHA	15	6.16	pCi/L	U	U	7.31	17.6
FTF012R	9/14/2021	GROSS ALPHA	15	5.46	pCi/L	U	U	7.63	18.1
FBG001C	9/14/2021	GROSS ALPHA	15	5.27	pCi/L	U	U	10.6	23.3
FTF 19	9/14/2021	GROSS ALPHA	15	4.26	pCi/L	U	U	8.08	19.1
FTF 20	2/1/2021	GROSS ALPHA	15	4.22	pCi/L			0.704	2.74
FTF 23	9/14/2021	GROSS ALPHA	15	3.73	pCi/L	U	U	7.05	15.7
FTF 28	9/14/2021	GROSS ALPHA	15	3.45	pCi/L	U	U	6.54	16.2
FTF 19	9/14/2021	GROSS ALPHA	15	3.27	pCi/L	U	U	8.1	17.6
FBG001C	2/1/2021	GROSS ALPHA	15	2.17	pCi/L			0.571	1.87
FTF 22	2/1/2021	GROSS ALPHA	15	2.08	pCi/L			0.443	1.53
FTF 19	2/1/2021	GROSS ALPHA	15	2.04	pCi/L			0.521	1.72
FTF012R	2/1/2021	GROSS ALPHA	15	1.96	pCi/L			0.66	1.96
FTF030	9/21/2021	GROSS ALPHA	15	1.89	pCi/L	U	U	6.24	12.9
FTF012R	2/1/2021	GROSS ALPHA	15	1.26	pCi/L	J	J	0.73	1.92
FBG001C	9/14/2021	GROSS ALPHA	15	1.13	pCi/L		J	0.847	2.27
FBG001C	2/1/2021	GROSS ALPHA	15	0.969	pCi/L	U	U	1.22	2.804
FTF031	2/2/2021	GROSS ALPHA	15	0.884	pCi/L	J	J	0.413	1.04
FTF 28	2/1/2021	GROSS ALPHA	15	0.833	pCi/L	U	U	0.948	2.19
FTF 28	2/1/2021	GROSS ALPHA	15	0.556	pCi/L	J	J	0.446	1.12
FTF009R	2/1/2021	GROSS ALPHA	15	0.382	pCi/L	U	U	0.39	0.94
FTF 29	2/1/2021	GROSS ALPHA	15	0.266	pCi/L	U	U	0.94	1.96
FTF030	2/2/2021	GROSS ALPHA	15	-0.0518	pCi/L	U	U	0.589	1.15
FTF 28	9/14/2021	GROSS ALPHA	15	-0.224	pCi/L	U	U	7.33	17
FTF 29	9/14/2021	GROSS ALPHA	15	-0.503	pCi/L	U	U	7.18	12.5
FTF031	9/21/2021	GROSS ALPHA	15	-0.878	pCi/L	U	U	8.8	16.2
FTF030	9/21/2021	GROSS ALPHA	15	-1.1	pCi/L	U	U	7.02	11.5
FTF009R	9/14/2021	GROSS ALPHA	15	-1.42	pCi/L	U	U	6.58	10.9
FTF 28	2/1/2021	IODINE-129	1	1.04	pCi/L	R	R	0.651	2.12
FTF 19	4/21/2021	IODINE-129	1	0.888	pCi/L	R	R	0.847	2.22
FTF 19	9/14/2021	IODINE-129	1	0.803	pCi/L	R	R	0.5	2.05
FTF012R	2/1/2021	IODINE-129	1	0.782	pCi/L	R	R	0.772	2.31
FBG001C	2/1/2021	IODINE-129	1	0.438	pCi/L	U	U	0.533	1.191
FTF012R	9/14/2021	IODINE-129	1	0.374	pCi/L	R	R	0.357	1.15
FTF031	2/2/2021	IODINE-129	1	0.318	pCi/L	U	U	0.611	1.22
FTF 19	2/1/2021	IODINE-129	1	0.304	pCi/L	U	U	0.849	1.52
FTF031	9/21/2021	IODINE-129	1	0.254	pCi/L	U	U	0.616	1.21
FTF 19	9/14/2021	IODINE-129	1	0.245	pCi/L	U	U	0.645	1.3
FTF009R	9/14/2021	IODINE-129	1	0.232	pCi/L	U	U	0.846	1.62
FBG001C	2/1/2021	IODINE-129	1	0.2252	pCi/L	U	U	0.55	1.208
FTF030D	2/2/2021	IODINE-129	1	0.185	pCi/L	U	U	0.838	1.8
FTF 20	9/14/2021	IODINE-129	1	0.105	pCi/L	U	U	0.741	1.35
FTF009R	2/1/2021	IODINE-129	1	0.0808	pCi/L	U	U	0.572	1.21
FTF030	2/2/2021	IODINE-129	1	0.0585	pCi/L	U	U	0.713	1.41
FTF 29	2/1/2021	IODINE-129	1	0.0423	pCi/L	U	U	0.512	1.04
FTF 20	2/1/2021	IODINE-129	1	0.0348	pCi/L	U	U	0.662	1.31
FTF 23	9/14/2021	IODINE-129	1	0.0284	pCi/L	U	U	0.732	1.47
FTF 29	9/14/2021	IODINE-129	1	0.00615	pCi/L	U	U	0.715	1.44
FTF 19	4/21/2021	IODINE-129	1	-0.00066	pCi/L	U	U	0.855	1.77
FBG001C	9/14/2021	IODINE-129	1	-0.063	pCi/L	U	U	0.544	1.11
FTF 22	2/1/2021	IODINE-129	1	-0.082	pCi/L	U	U	0.156	0.478
FTF 22	9/14/2021	IODINE-129	1	-0.0966	pCi/L	U	U	0.493	1.05
FTF030D	9/21/2021	IODINE-129	1	-0.115	pCi/L	U	U	0.613	1.34
FTF 23	2/2/2021	IODINE-129	1	-0.134	pCi/L	U	U	0.427	0.897
FTF030	9/21/2021	IODINE-129	1	-0.143	pCi/L	U	U	0.586	1.27
FBG001C	2/1/2021	IODINE-129	1	-0.158	pCi/L	U	U	0.817	1.71
FTF 28	2/1/2021	IODINE-129	1	-0.202	pCi/L	U	UJ	0.385	0.845
FTF 28	9/14/2021	IODINE-129	1	-0.214	pCi/L	U	U	0.961	2.01
FTF 28	9/14/2021	IODINE-129	1	-0.298	pCi/L	U	U	0.356	0.942
FTF 28	2/1/2021	IODINE-129	1	-0.425	pCi/L	U	U	1.06	2.25
FBG001C	9/14/2021	IODINE-129	1	-1.12	pCi/L	U	UJ	1.21	2.59
FTF012R	2/1/2021	LEAD-212	1.8 <sup>b</sup>	9.82	pCi/L	U	U	13.5	38.3
FTF 28	9/14/2021	LEAD-212	1.8 <sup>b</sup>	5.48	pCi/L	U	U	5.96	17.3
FTF 19	9/14/2021	LEAD-212	1.8 <sup>b</sup>	5.22	pCi/L	U	U	6.27	18.7
FTF 28	9/14/2021	LEAD-212	1.8 <sup>b</sup>	5.17	pCi/L	U	U	7.65	21.1
FTF 28	2/1/2021	LEAD-212	1.8 <sup>b</sup>	1.92	pCi/L	U	U	12.9	41.5
FTF012R	9/14/2021	LEAD-212	1.8 <sup>b</sup>	0.394	pCi/L	U	U	7.91	21.8
FTF 28	2/1/2021	LEAD-212	1.8 <sup>b</sup>	-2.65	pCi/L	U	U	16.3	37.1
FTF012R	2/1/2021	LEAD-212	1.8 <sup>b</sup>	-5.72	pCi/L	U	U	16.9	34.8
FTF012R	2/1/2021	LEAD-214	130 <sup>b</sup>	321	pCi/L		J	12.7	69.3
FTF012R	9/14/2021	LEAD-214	130 <sup>b</sup>	248	pCi/L			8.53	42.9
FTF012R	2/1/2021	LEAD-214	130 <sup>b</sup>	235	pCi/L		J	51.5	106
FTF 28	2/1/2021	LEAD-214	130 <sup>b</sup>	233	pCi/L		J	18.1	70.1
FTF 28	9/14/2021	LEAD-214	130 <sup>b</sup>	222	pCi/L			32.6	70
FTF 19	9/14/2021	LEAD-214	130 <sup>b</sup>	200	pCi/L			8.41	38.6
FTF 28	9/14/2021	LEAD-214	130 <sup>b</sup>	197	pCi/L			7.3	34.5
FTF 28	2/1/2021	LEAD-214	130 <sup>b</sup>	185	pCi/L			47.8	108
FTF030D	9/21/2021	MANGANESE	430 <sup>b</sup>	129	ug/L			1	5

Bold indicates result exceeds the MCL/RSL/PRG, results qualified with a "U" are not bolded because the analyte was not detected.  
a Regional Screening Level b Preliminary Remediation Goal

Well Name	Collection Date	Analyte	MCL	Result	Units	Lab Qualifier	Review Qualifier	Detection Limit	Quantitation Limit (SQL)
FTF009R	2/1/2021	MANGANESE	430 <sup>a</sup>	116	ug/L			1	5
FTF030D	2/2/2021	MANGANESE	430 <sup>a</sup>	112	ug/L			1	5
FTF009R	9/14/2021	MANGANESE	430 <sup>a</sup>	107	ug/L			1	5
FBG001C	2/1/2021	MANGANESE	430 <sup>a</sup>	102	ug/L			1	5
FBG001C	2/1/2021	MANGANESE	430 <sup>a</sup>	100	ug/L			1.5	4
FBG001C	9/14/2021	MANGANESE	430 <sup>a</sup>	94.9	ug/L			1.32	5
FBG001C	9/14/2021	MANGANESE	430 <sup>a</sup>	86.4	ug/L			1	5
FTF 20	9/14/2021	MANGANESE	430 <sup>a</sup>	46.9	ug/L			1	5
FTF 20	2/1/2021	MANGANESE	430 <sup>a</sup>	35.9	ug/L			1	5
FTF030	2/2/2021	MANGANESE	430 <sup>a</sup>	28.9	ug/L			1	5
FTF030	9/21/2021	MANGANESE	430 <sup>a</sup>	20.1	ug/L			1	5
FTF 22	2/1/2021	MANGANESE	430 <sup>a</sup>	17.1	ug/L			1	5
FTF 28	2/1/2021	MANGANESE	430 <sup>a</sup>	12.5	ug/L			1	5
FTF031	9/21/2021	MANGANESE	430 <sup>a</sup>	12.1	ug/L			1	5
FTF 22	9/14/2021	MANGANESE	430 <sup>a</sup>	11.5	ug/L			1	5
FTF 28	2/1/2021	MANGANESE	430 <sup>a</sup>	11.1	ug/L			1	5
FTF 28	9/14/2021	MANGANESE	430 <sup>a</sup>	10.8	ug/L			1	5
FTF 28	9/14/2021	MANGANESE	430 <sup>a</sup>	10.7	ug/L			1	5
FTF 19	9/14/2021	MANGANESE	430 <sup>a</sup>	10.5	ug/L			1	5
FTF031	2/2/2021	MANGANESE	430 <sup>a</sup>	10.1	ug/L			1	5
FTF 23	2/2/2021	MANGANESE	430 <sup>a</sup>	9.75	ug/L			1	5
FTF 23	9/14/2021	MANGANESE	430 <sup>a</sup>	8.64	ug/L			1	5
FTF 19	2/1/2021	MANGANESE	430 <sup>a</sup>	7.83	ug/L			1	5
FTF012R	2/1/2021	MANGANESE	430 <sup>a</sup>	5.89	ug/L			1	5
FTF 29	9/14/2021	MANGANESE	430 <sup>a</sup>	5	ug/L	U	U	1	5
FTF012R	9/14/2021	MANGANESE	430 <sup>a</sup>	2.82	ug/L	J	J	1	5
FTF 29	2/1/2021	MANGANESE	430 <sup>a</sup>	1.07	ug/L	J	J	1	5
FTF012R	9/14/2021	MANGANESE-54		-0.367	pCi/L	U	U	3.66	7.9
FTF 28	9/14/2021	MANGANESE-54		-0.586	pCi/L	U	U	2.88	6.54
FTF 19	9/14/2021	MANGANESE-54		-1.4	pCi/L	U	U	3.37	7.27
FTF 28	9/14/2021	MANGANESE-54		-2.38	pCi/L	U	U	4.6	11.2
FTF 28	9/14/2021	NEPTUNIUM-239		19.3	pCi/L	U	U	32.7	70.3
FTF012R	9/14/2021	NEPTUNIUM-239		1.12	pCi/L	U	U	34.9	75.3
FTF 19	9/14/2021	NEPTUNIUM-239		0.931	pCi/L	U	U	35.3	76.5
FTF 28	9/14/2021	NEPTUNIUM-239		-13.4	pCi/L	U	U	33.5	75.1
FTF 28	2/1/2021	NICKEL-59	300	119	pCi/L	U	U	156	349
FTF 19	9/14/2021	NICKEL-59	300	50.5	pCi/L	U	U	213	429
FTF 28	9/14/2021	NICKEL-59	300	45.5	pCi/L	U	U	263	539
FTF012R	2/1/2021	NICKEL-59	300	11.8	pCi/L	U	U	94.8	197
FTF 28	2/1/2021	NICKEL-59	300	11.6	pCi/L	U	U	102	213
FTF 19	4/21/2021	NICKEL-59	300	5.47	pCi/L	U	U	33.6	62.2
FTF 19	9/14/2021	NICKEL-59	300	-7.92	pCi/L	U	U	94	176
FTF 28	9/14/2021	NICKEL-59	300	-11.2	pCi/L	U	U	213	443
FTF 19	4/21/2021	NICKEL-59	300	-14.3	pCi/L	U	U	70.9	146
FTF012R	9/14/2021	NICKEL-59	300	-47.5	pCi/L	U	U	224	458
FTF012R	2/1/2021	NICKEL-59	300	-76.2	pCi/L	U	U	143	323
FTF 28	2/1/2021	NICKEL-63	50	119	pCi/L	U	U	264	576
FTF 19	4/21/2021	NICKEL-63	50	68.1	pCi/L	U	U	223	483
FTF 19	9/14/2021	NICKEL-63	50	64.6	pCi/L	U	U	256	554
FTF012R	2/1/2021	NICKEL-63	50	52.7	pCi/L	U	U	262	568
FTF012R	9/14/2021	NICKEL-63	50	43.5	pCi/L	U	U	256	552
FTF012R	2/1/2021	NICKEL-63	50	13.9	pCi/L	U	U	274	590
FTF 19	4/21/2021	NICKEL-63	50	-17.6	pCi/L	U	U	216	458
FTF 28	9/14/2021	NICKEL-63	50	-22.8	pCi/L	U	U	252	538
FTF 19	9/14/2021	NICKEL-63	50	-30.6	pCi/L	U	U	276	590
FTF 28	9/14/2021	NICKEL-63	50	-30.9	pCi/L	U	U	334	712
FTF 28	2/1/2021	NICKEL-63	50	-59.2	pCi/L	U	U	268	572
FTF 28	9/14/2021	NIOBIUM-94		0.821	pCi/L	U	U	4.75	10
FTF 28	9/14/2021	NIOBIUM-94		0.681	pCi/L	U	U	3.07	6.25
FTF 19	9/14/2021	NIOBIUM-94		0.591	pCi/L	U	U	3.45	7.07
FTF012R	9/14/2021	NIOBIUM-94		0.153	pCi/L	U	U	3.54	7.52
FBG001C	2/1/2021	NITRATE-NITRITE AS NITROGEN	10	6.63	mg/L			0.39	1
FBG001C	9/14/2021	NITRATE-NITRITE AS NITROGEN	10	6.59	mg/L			0.078	0.2
FBG001C	9/14/2021	NITRATE-NITRITE AS NITROGEN	10	6.45	mg/L			250	500
FBG001C	9/14/2021	NITRATE-NITRITE AS NITROGEN	10	6.4	mg/L			250	500
FBG001C	2/1/2021	NITRATE-NITRITE AS NITROGEN	10	6.1	mg/L			0.019	0.1
FTF 29	9/14/2021	NITRATE-NITRITE AS NITROGEN	10	3.1	mg/L			0.078	0.2
FTF 29	2/1/2021	NITRATE-NITRITE AS NITROGEN	10	2.96	mg/L			0.078	0.2
FTF 23	2/2/2021	NITRATE-NITRITE AS NITROGEN	10	2.89	mg/L			0.078	0.2
FTF030D	2/2/2021	NITRATE-NITRITE AS NITROGEN	10	2.68	mg/L			0.078	0.2
FTF030D	9/21/2021	NITRATE-NITRITE AS NITROGEN	10	2.66	mg/L			0.078	0.2
FTF 23	9/14/2021	NITRATE-NITRITE AS NITROGEN	10	2.61	mg/L			0.078	0.2
FTF030	2/2/2021	NITRATE-NITRITE AS NITROGEN	10	2.33	mg/L			0.078	0.2
FTF030	9/21/2021	NITRATE-NITRITE AS NITROGEN	10	2.29	mg/L			0.078	0.2
FTF 19	9/14/2021	NITRATE-NITRITE AS NITROGEN	10	2.2	mg/L			0.078	0.2
FTF031	2/2/2021	NITRATE-NITRITE AS NITROGEN	10	2.17	mg/L			0.078	0.2
FTF 28	2/1/2021	NITRATE-NITRITE AS NITROGEN	10	2.14	mg/L			0.078	0.2
FTF 28	2/1/2021	NITRATE-NITRITE AS NITROGEN	10	2.13	mg/L			0.078	0.2
FTF031	9/21/2021	NITRATE-NITRITE AS NITROGEN	10	2.13	mg/L			0.078	0.2
FTF 28	9/14/2021	NITRATE-NITRITE AS NITROGEN	10	2.1	mg/L			0.078	0.2

Bold indicates result exceeds the MCL/RSL/PRG, results qualified with a "U" are not bolded because the analyte was not detected.  
a Regional Screening Level b Preliminary Remediation Goal

Well Name	Collection Date	Analyte	MCL	Result	Units	Lab Qualifier	Review Qualifier	Detection Limit	Quantitation Limit (SQL)
FTF 28	9/14/2021	NITRATE-NITRITE AS NITROGEN	10	2.09	mg/L			0.078	0.2
FTF009R	2/1/2021	NITRATE-NITRITE AS NITROGEN	10	1.91	mg/L			0.078	0.2
FTF009R	9/14/2021	NITRATE-NITRITE AS NITROGEN	10	1.86	mg/L			0.078	0.2
FTF 22	9/14/2021	NITRATE-NITRITE AS NITROGEN	10	1.84	mg/L			0.078	0.2
FTF 19	2/1/2021	NITRATE-NITRITE AS NITROGEN	10	1.67	mg/L			0.078	0.2
FTF012R	9/14/2021	NITRATE-NITRITE AS NITROGEN	10	1.57	mg/L			0.078	0.2
FTF012R	2/1/2021	NITRATE-NITRITE AS NITROGEN	10	1.4	mg/L			0.078	0.2
FTF 20	9/14/2021	NITRATE-NITRITE AS NITROGEN	10	1.28	mg/L			0.078	0.2
FTF 22	2/1/2021	NITRATE-NITRITE AS NITROGEN	10	1.2	mg/L			0.078	0.2
FTF 20	2/1/2021	NITRATE-NITRITE AS NITROGEN	10	1.15	mg/L			0.078	0.2
<b>FTF 28</b>	<b>9/14/2021</b>	<b>NONVOLATILE BETA</b>	<b>50</b>	<b>757</b>	<b>pCi/L</b>			<b>9.85</b>	<b>77.1</b>
<b>FTF 28</b>	<b>2/1/2021</b>	<b>NONVOLATILE BETA</b>	<b>50</b>	<b>740</b>	<b>pCi/L</b>			<b>0.806</b>	<b>13.1</b>
<b>FTF 28</b>	<b>2/1/2021</b>	<b>NONVOLATILE BETA</b>	<b>50</b>	<b>728</b>	<b>pCi/L</b>		J	<b>0.864</b>	<b>13.1</b>
<b>FTF 28</b>	<b>9/14/2021</b>	<b>NONVOLATILE BETA</b>	<b>50</b>	<b>413</b>	<b>pCi/L</b>			<b>8.25</b>	<b>57.5</b>
<b>FTF 19</b>	<b>2/1/2021</b>	<b>NONVOLATILE BETA</b>	<b>50</b>	<b>74.7</b>	<b>pCi/L</b>		J	<b>0.736</b>	<b>4.66</b>
<b>FTF 19</b>	<b>9/14/2021</b>	<b>NONVOLATILE BETA</b>	<b>50</b>	<b>68.8</b>	<b>pCi/L</b>			<b>9.3</b>	<b>31.7</b>
<b>FTF012R</b>	<b>2/1/2021</b>	<b>NONVOLATILE BETA</b>	<b>50</b>	<b>53.3</b>	<b>pCi/L</b>		J	<b>0.859</b>	<b>4.7</b>
FTF 19	9/14/2021	NONVOLATILE BETA	50	44	pCi/L			12	32.6
FTF012R	2/1/2021	NONVOLATILE BETA	50	42.8	pCi/L	J		0.871	4.29
FTF012R	9/14/2021	NONVOLATILE BETA	50	35.6	pCi/L			8.37	25.1
FTF 20	2/1/2021	NONVOLATILE BETA	50	14.6	pCi/L		J	0.887	3.09
FTF030D	9/21/2021	NONVOLATILE BETA	50	12.6	pCi/L	J		12	27.7
FBG001C	9/14/2021	NONVOLATILE BETA	50	11.1	pCi/L	J		11.1	25.6
FTF030D	2/2/2021	NONVOLATILE BETA	50	9.71	pCi/L			0.893	2.72
FTF 22	9/14/2021	NONVOLATILE BETA	50	6.56	pCi/L	U	U	13.7	30
FTF 20	9/14/2021	NONVOLATILE BETA	50	5.5	pCi/L	U	U	10.7	23.5
FTF 23	2/2/2021	NONVOLATILE BETA	50	4.74	pCi/L			0.974	2.49
FTF 29	2/1/2021	NONVOLATILE BETA	50	4.23	pCi/L		J	0.854	2.28
FTF030	2/2/2021	NONVOLATILE BETA	50	3.99	pCi/L			0.882	2.27
FTF030	9/21/2021	NONVOLATILE BETA	50	3.95	pCi/L	U	U	8.39	18.3
FBG001C	2/1/2021	NONVOLATILE BETA	50	3.91	pCi/L		J	0.873	2.27
FBG001C	9/14/2021	NONVOLATILE BETA	50	3.59	pCi/L		J	1.92	5.04
FTF 22	2/1/2021	NONVOLATILE BETA	50	2.29	pCi/L		J	0.751	1.83
FBG001C	2/1/2021	NONVOLATILE BETA	50	2.17	pCi/L	J	J	1.11	2.68
FTF 23	9/14/2021	NONVOLATILE BETA	50	1.65	pCi/L	U	U	7.74	16.3
FTF031	2/2/2021	NONVOLATILE BETA	50	1.35	pCi/L	J		0.686	1.56
FTF030	9/21/2021	NONVOLATILE BETA	50	0.96	pCi/L	U	U	8.89	18.4
FTF009R	2/1/2021	NONVOLATILE BETA	50	0.556	pCi/L	U	UJ	0.852	1.88
FTF031	9/21/2021	NONVOLATILE BETA	50	-0.422	pCi/L	U	U	13.2	27.6
FTF 29	9/14/2021	NONVOLATILE BETA	50	-1.29	pCi/L	U	U	10.6	21.6
FTF009R	9/14/2021	NONVOLATILE BETA	50	-3.26	pCi/L	U	U	8.48	16.4
FTF 29	9/14/2021	PH	NA	7.1	pH				
FTF 29	2/1/2021	PH	NA	6.8	pH				
FTF 19	2/1/2021	PH	NA	6.7	pH				
FTF 19	9/14/2021	PH	NA	6.5	pH				
FTF012R	2/1/2021	PH	NA	6.3	pH				
FTF012R	9/14/2021	PH	NA	6.3	pH				
FTF 19	4/21/2021	PH	NA	6.2	pH				
FTF 20	2/1/2021	PH	NA	6.2	pH				
FTF 20	9/14/2021	PH	NA	5.5	pH				
FTF 22	2/1/2021	PH	NA	5.5	pH				
FTF030	9/21/2021	PH	NA	5.5	pH				
FTF009R	9/14/2021	PH	NA	5.4	pH				
FTF030	2/2/2021	PH	NA	5.4	pH				
FTF 22	9/14/2021	PH	NA	5.3	pH				
FTF 28	9/14/2021	PH	NA	5.3	pH				
FTF009R	2/1/2021	PH	NA	5.3	pH				
FTF030D	9/21/2021	PH	NA	5.2	pH				
FTF 28	2/1/2021	PH	NA	5.1	pH				
FBG001C	2/1/2021	PH	NA	5	pH				
FTF031	9/21/2021	PH	NA	5	pH				
FBG001C	9/14/2021	PH	NA	4.9	pH				
FTF 23	9/14/2021	PH	NA	4.9	pH				
FTF 23	2/2/2021	PH	NA	4.8	pH				
FTF030D	2/2/2021	PH	NA	4.7	pH				
FTF031	2/2/2021	PH	NA	4.6	pH				
FBG001D	2/1/2021	PH	NA		pH				
FBG001D	9/14/2021	PH	NA		pH				
FTF012R	2/1/2021	POTASSIUM-40	0.83 <sup>b</sup>	68.6	pCi/L	U	U	81.7	231
FTF012R	2/1/2021	POTASSIUM-40	0.83 <sup>b</sup>	62.6	pCi/L	U	U	70.9	187
FTF 28	9/14/2021	POTASSIUM-40	0.83 <sup>b</sup>	41.4	pCi/L	U	U	48.7	174
FTF 28	2/1/2021	POTASSIUM-40	0.83 <sup>b</sup>	39.9	pCi/L	U	U	45.8	190
FTF012R	9/14/2021	POTASSIUM-40	0.83 <sup>b</sup>	11.8	pCi/L	U	U	31.1	109
FTF 28	9/14/2021	POTASSIUM-40	0.83 <sup>b</sup>	6.96	pCi/L	U	U	34.6	111
FTF 28	2/1/2021	POTASSIUM-40	0.83 <sup>b</sup>	-5.64	pCi/L	U	U	107	229
FTF 19	9/14/2021	POTASSIUM-40	0.83 <sup>b</sup>	-11.9	pCi/L	U	U	47.6	102
FTF 28	9/14/2021	PROMETHIUM-144		0.00572	pCi/L	U	U	4.49	9.59
FTF 28	9/14/2021	PROMETHIUM-144		-0.314	pCi/L	U	U	2.92	6.1
FTF012R	9/14/2021	PROMETHIUM-144		-0.381	pCi/L	U	U	3.23	6.93
FTF 19	9/14/2021	PROMETHIUM-144		-1.49	pCi/L	U	U	3.14	9.4

Bold indicates result exceeds the MCL/RSL/PRG, results qualified with a "U" are not bolded because the analyte was not detected.  
a Regional Screening Level b Preliminary Remediation Goal

Well Name	Collection Date	Analyte	MCL	Result	Units	Lab Qualifier	Review Qualifier	Detection Limit	Quantitation Limit (SQL)
FTF012R	9/14/2021	PROMETHIUM-146		2.29	pCi/L	U	U	4.96	12.5
FTF 28	9/14/2021	PROMETHIUM-146		1.14	pCi/L	U	U	4.03	8.41
FTF 28	9/14/2021	PROMETHIUM-146		0.441	pCi/L	U	U	5.83	12.3
FTF 19	9/14/2021	PROMETHIUM-146		-1.03	pCi/L	U	U	4	8.64
FTF 28	2/1/2021	PROMETHIUM-147	600	18.8	pCi/L	U	U	65.3	142
FTF 28	2/1/2021	PROMETHIUM-147	600	18.2	pCi/L	U	U	68.3	149
FTF012R	2/1/2021	PROMETHIUM-147	600	10.1	pCi/L	U	U	70.1	152
FTF012R	2/1/2021	PROMETHIUM-147	600	-2.38	pCi/L	U	U	65.1	140
FTF 19	9/14/2021	PROMETHIUM-147	600	-7.31	pCi/L	U	U	64.5	139
FTF 19	9/14/2021	PROMETHIUM-147	600	-8.83	pCi/L	U	U	84.3	182
FTF012R	9/14/2021	PROMETHIUM-147	600	-9.2	pCi/L	U	U	65.3	141
FTF 19	4/21/2021	PROMETHIUM-147	600	-15.7	pCi/L	U	U	49.8	105
FTF 19	4/21/2021	PROMETHIUM-147	600	-17.2	pCi/L	U	U	60.5	128
FTF 28	9/14/2021	PROMETHIUM-147	600	-23.6	pCi/L	U	U	69.4	149
FTF 28	9/14/2021	PROMETHIUM-147	600	-43	pCi/L	U	U	86.9	186
FTF012R	9/14/2021	PROTACTINIUM-233		9.36	pCi/L	R	R	8.59	22.8
FTF 19	9/14/2021	PROTACTINIUM-233		-0.463	pCi/L	U	U	7.05	14.9
FTF 28	9/14/2021	PROTACTINIUM-233		-1.06	pCi/L	U	U	8.48	18.1
FTF 28	9/14/2021	PROTACTINIUM-233		-3.31	pCi/L	U	U	6.37	13.9
FTF 19	9/14/2021	RADIUM-226	5	4.03	pCi/L			0.684	2.57
FTF 28	9/14/2021	RADIUM-226	5	3.53	pCi/L			0.476	2.16
FTF012R	9/14/2021	RADIUM-226	5	2.6	pCi/L			0.576	2.1
FTF012R	9/14/2021	RADIUM-226	5	2.59	pCi/L			0.558	1.99
FTF 28	9/14/2021	RADIUM-226	5	2.14	pCi/L			0.41	1.77
FTF012R	2/1/2021	RADIUM-226	5	1.47	pCi/L			0.458	1.43
FTF 19	4/21/2021	RADIUM-226	5	1.31	pCi/L		J	0.305	1.06
FTF012R	2/1/2021	RADIUM-226	5	0.803	pCi/L	J	J	0.512	1.32
FTF 19	4/21/2021	RADIUM-226	5	0.727	pCi/L	J	J	0.384	1.03
FTF 28	2/1/2021	RADIUM-226	5	0.607	pCi/L	J	J	0.373	1.02
FTF 28	2/1/2021	RADIUM-226	5	0.55	pCi/L	J	J	0.423	1.08
FTF 19	9/14/2021	RADIUM-228	5	3.78	pCi/L	U	U	4.37	9.85
FTF 28	9/14/2021	RADIUM-228	5	1.35	pCi/L	U	U	4.27	9.19
FTF 28	2/1/2021	RADIUM-228	5	0.527	pCi/L	U	U	0.881	1.94
FTF 19	4/21/2021	RADIUM-228	5	0.514	pCi/L	U	U	0.714	1.59
FTF 19	4/21/2021	RADIUM-228	5	0.384	pCi/L	U	U	0.453	1.03
FTF 28	2/1/2021	RADIUM-228	5	0.152	pCi/L	U	U	0.772	1.63
FTF012R	2/1/2021	RADIUM-228	5	0.0361	pCi/L	U	U	0.79	1.65
FTF 28	9/14/2021	RADIUM-228	5	-0.916	pCi/L	U	U	4.47	8.77
FTF012R	9/14/2021	RADIUM-228	5	-1.87	pCi/L	U	U	3.9	7.1
FTF 28	9/14/2021	RUTHENIUM-103		0.213	pCi/L	U	U	4.79	10.2
FTF 28	9/14/2021	RUTHENIUM-103		-0.645	pCi/L	U	U	2.96	6.88
FTF 19	9/14/2021	RUTHENIUM-103		-0.683	pCi/L	U	U	2.97	6.87
FTF012R	9/14/2021	RUTHENIUM-103		-0.747	pCi/L	U	U	3.33	7.31
FTF 19	9/14/2021	RUTHENIUM-106		12.1	pCi/L	U	U	32.4	67.2
FTF012R	9/14/2021	RUTHENIUM-106		-0.765	pCi/L	U	U	32.1	68.1
FTF 28	9/14/2021	RUTHENIUM-106		-3.52	pCi/L	U	U	41.9	90.1
FTF 28	9/14/2021	RUTHENIUM-106		-10.2	pCi/L	U	U	25.2	56
FTF 20	2/1/2021	SODIUM	NA	27200	ug/L		J	80	250
FTF 19	9/14/2021	SODIUM	NA	25600	ug/L		J	80	250
FTF 19	2/1/2021	SODIUM	NA	25200	ug/L		J	80	250
FTF 22	2/1/2021	SODIUM	NA	19100	ug/L		J	80	250
FTF030D	2/2/2021	SODIUM	NA	17400	ug/L			80	250
FTF 22	9/14/2021	SODIUM	NA	16500	ug/L		J	80	250
FTF 20	9/14/2021	SODIUM	NA	12500	ug/L		J	80	250
FTF030D	9/21/2021	SODIUM	NA	8530	ug/L			80	250
FTF 23	2/2/2021	SODIUM	NA	8490	ug/L			80	250
FTF 23	9/14/2021	SODIUM	NA	6900	ug/L		J	80	250
FBG001C	2/1/2021	SODIUM	NA	6680	ug/L		J	80	250
FBG001C	2/1/2021	SODIUM	NA	6400	ug/L		J	50	100
FBG001C	9/14/2021	SODIUM	NA	6170	ug/L		J	80	250
FTF030	2/2/2021	SODIUM	NA	6140	ug/L			80	250
FTF 29	2/1/2021	SODIUM	NA	6110	ug/L		J	80	250
FTF 29	9/14/2021	SODIUM	NA	5940	ug/L		J	80	250
FBG001C	9/14/2021	SODIUM	NA	5880	ug/L			630	2000
FTF030	9/21/2021	SODIUM	NA	5060	ug/L			80	250
FTF012R	2/1/2021	SODIUM	NA	4750	ug/L		J	80	250
FTF031	2/2/2021	SODIUM	NA	4630	ug/L			80	250
FTF031	9/21/2021	SODIUM	NA	4240	ug/L			80	250
FTF009R	2/1/2021	SODIUM	NA	4140	ug/L		J	80	250
FTF012R	9/14/2021	SODIUM	NA	3690	ug/L		J	80	250
FTF009R	9/14/2021	SODIUM	NA	3480	ug/L		J	80	250
FTF 28	2/1/2021	SODIUM	NA	3340	ug/L		J	80	250
FTF 28	9/14/2021	SODIUM	NA	2990	ug/L		J	80	250
FTF 28	9/14/2021	SODIUM	NA	2980	ug/L		J	80	250
FTF 28	2/1/2021	SODIUM	NA	2940	ug/L		J	80	250
FTF 28	9/14/2021	SODIUM-22		0.654	pCi/L	U	U	3.14	6.28
FTF012R	9/14/2021	SODIUM-22		-0.114	pCi/L	U	U	3.66	7.56
FTF 28	9/14/2021	SODIUM-22		-0.874	pCi/L	U	U	5.79	12.3
FTF 19	9/14/2021	SODIUM-22		-1.52	pCi/L	U	U	3.39	7.51
FTF 29	9/14/2021	SPECIFIC CONDUCTANCE	NA	342	uS/cm				

Bold indicates result exceeds the MCL/RSL/PRG, results qualified with a "U" are not bolded because the analyte was not detected.  
a Regional Screening Level b Preliminary Remediation Goal

Well Name	Collection Date	Analyte	MCL	Result	Units	Lab Qualifier	Review Qualifier	Detection Limit	Quantitation Limit (SQL)
FTF 29	2/1/2021	SPECIFIC CONDUCTANCE	NA	298	uS/cm				
FTF 19	9/14/2021	SPECIFIC CONDUCTANCE	NA	191	uS/cm				
FTF 19	4/21/2021	SPECIFIC CONDUCTANCE	NA	170	uS/cm				
FTF 20	2/1/2021	SPECIFIC CONDUCTANCE	NA	155	uS/cm				
FTF 19	2/1/2021	SPECIFIC CONDUCTANCE	NA	153	uS/cm				
FTF012R	9/14/2021	SPECIFIC CONDUCTANCE	NA	136	uS/cm				
FTF012R	2/1/2021	SPECIFIC CONDUCTANCE	NA	130	uS/cm				
FTF 22	2/1/2021	SPECIFIC CONDUCTANCE	NA	120	uS/cm				
FTF 20	9/14/2021	SPECIFIC CONDUCTANCE	NA	115	uS/cm				
FTF 22	9/14/2021	SPECIFIC CONDUCTANCE	NA	110	uS/cm				
FTF030D	2/2/2021	SPECIFIC CONDUCTANCE	NA	94	uS/cm				
FBG001C	9/14/2021	SPECIFIC CONDUCTANCE	NA	83	uS/cm				
FBG001C	2/1/2021	SPECIFIC CONDUCTANCE	NA	82	uS/cm				
FTF030D	9/21/2021	SPECIFIC CONDUCTANCE	NA	81	uS/cm				
FTF 23	2/2/2021	SPECIFIC CONDUCTANCE	NA	60	uS/cm				
FTF 23	9/14/2021	SPECIFIC CONDUCTANCE	NA	59	uS/cm				
FTF030	2/2/2021	SPECIFIC CONDUCTANCE	NA	56	uS/cm				
FTF030	9/21/2021	SPECIFIC CONDUCTANCE	NA	55	uS/cm				
FTF031	2/2/2021	SPECIFIC CONDUCTANCE	NA	45	uS/cm				
FTF031	9/21/2021	SPECIFIC CONDUCTANCE	NA	45	uS/cm				
FTF 28	9/14/2021	SPECIFIC CONDUCTANCE	NA	42	uS/cm				
FTF 28	2/1/2021	SPECIFIC CONDUCTANCE	NA	41	uS/cm				
FTF009R	9/14/2021	SPECIFIC CONDUCTANCE	NA	36	uS/cm				
FTF009R	2/1/2021	SPECIFIC CONDUCTANCE	NA	35	uS/cm				
FBG001D	2/1/2021	SPECIFIC CONDUCTANCE	NA		uS/cm				
FBG001D	9/14/2021	SPECIFIC CONDUCTANCE	NA		uS/cm				
FTF 19	4/21/2021	STRONTIUM-90	8	4.79	pCi/L	U	U	7.44	16.5
FTF012R	9/14/2021	STRONTIUM-90	8	3.66	pCi/L	U	U	6.74	14.8
FTF 28	2/1/2021	STRONTIUM-90	8	2.68	pCi/L	U	U	4.77	10.5
FTF012R	2/1/2021	STRONTIUM-90	8	1.12	pCi/L	U	U	3.67	7.85
FTF 19	9/14/2021	STRONTIUM-90	8	0.346	pCi/L	U	U	4.19	8.81
FTF 19	4/21/2021	STRONTIUM-90	8	0.115	pCi/L	U	U	5.2	10.7
FTF 28	9/14/2021	STRONTIUM-90	8	-0.692	pCi/L	U	U	6.47	13.1
FTF 28	9/14/2021	STRONTIUM-90	8	-0.863	pCi/L	U	U	6.68	13.3
FTF 28	9/14/2021	STRONTIUM-90	8	-1.09	pCi/L	U	U	5.58	11.3
FTF 28	2/1/2021	STRONTIUM-90	8	-1.85	pCi/L	U	U	4.82	9.56
FTF 28	2/1/2021	TECHNETIUM-99	900	1450	pCi/L			5.9	63.1
FTF 28	2/1/2021	TECHNETIUM-99	900	1430	pCi/L			5.83	62
FTF 28	9/14/2021	TECHNETIUM-99	900	1360	pCi/L			42.6	157
FTF 28	9/14/2021	TECHNETIUM-99	900	1320	pCi/L			41.7	154
FTF 19	9/14/2021	TECHNETIUM-99	900	124	pCi/L			45	106
FTF 19	4/21/2021	TECHNETIUM-99	900	95.5	pCi/L			7.82	21.3
FTF 19	4/21/2021	TECHNETIUM-99	900	94.7	pCi/L			7.9	21.4
FTF012R	2/1/2021	TECHNETIUM-99	900	86.7	pCi/L			6.44	20.9
FTF012R	2/1/2021	TECHNETIUM-99	900	75.8	pCi/L			6.18	19.7
FTF012R	9/14/2021	TECHNETIUM-99	900	41.4	pCi/L	U	U	42.5	94.5
FTF030	9/21/2021	TECHNETIUM-99	900	4.2	pCi/L	U	U	28.3	61.1
FBG001C	2/1/2021	TECHNETIUM-99	900	3.59	pCi/L	J	J	1.99	4.61
FBG001C	2/1/2021	TECHNETIUM-99	900	3.39	pCi/L	U	U	6.21	13.6
FBG001C	2/1/2021	TECHNETIUM-99	900	3.148	pCi/L	J	J	1.95	4.51
FTF030	2/2/2021	TECHNETIUM-99	900	-0.057	pCi/L	U	U	7.46	16.2
FBG001C	9/14/2021	TECHNETIUM-99	900	-2.25	pCi/L	U	U	6.35	13.7
FBG001C	9/14/2021	TECHNETIUM-99	900	-2.57	pCi/L	U	U	32	68.4
FTF012R	2/1/2021	THALLIUM-208		2.54	pCi/L	U	U	10.4	22.4
FTF 28	9/14/2021	THALLIUM-208		1.23	pCi/L	U	U	3.21	11.9
FTF012R	2/1/2021	THALLIUM-208		1.18	pCi/L	U	U	7.11	21.3
FTF 19	9/14/2021	THALLIUM-208		1.02	pCi/L	U	U	4.05	8.93
FTF 28	9/14/2021	THALLIUM-208		0.983	pCi/L	U	U	4.37	11.5
FTF012R	9/14/2021	THALLIUM-208		-1.39	pCi/L	U	U	3.92	9.1
FTF 28	2/1/2021	THALLIUM-208		-1.64	pCi/L	U	U	8.49	19.3
FTF 28	2/1/2021	THALLIUM-208		-4.5	pCi/L	U	U	7.38	16.7
FTF012R	9/14/2021	TIN-113		1.18	pCi/L	U	U	4.88	10.1
FTF 19	9/14/2021	TIN-113		-0.175	pCi/L	U	U	4.38	9.3
FTF 28	9/14/2021	TIN-113		-0.534	pCi/L	U	U	5.81	13.2
FTF 28	9/14/2021	TIN-113		-0.607	pCi/L	U	U	4.19	9.01
FTF 28	9/14/2021	TIN-126		16.3	pCi/L	R	R	9.84	22.7
FTF 28	9/14/2021	TIN-126		15.4	pCi/L	R	R	9.84	24.9
FTF012R	9/14/2021	TIN-126		13.1	pCi/L	R	R	11.1	25.1
FTF 19	9/14/2021	TIN-126		8.67	pCi/L	U	U	11.2	30.9
FTF 29	2/1/2021	TOTAL ALKALINITY (AS CaCO3)	NA	71	mg/L				
FTF 29	9/14/2021	TOTAL ALKALINITY (AS CaCO3)	NA	62	mg/L				
FTF 19	9/14/2021	TOTAL ALKALINITY (AS CaCO3)	NA	58	mg/L				
FTF 19	2/1/2021	TOTAL ALKALINITY (AS CaCO3)	NA	52	mg/L				
FTF012R	2/1/2021	TOTAL ALKALINITY (AS CaCO3)	NA	37	mg/L				
FTF012R	9/14/2021	TOTAL ALKALINITY (AS CaCO3)	NA	37	mg/L				
FTF 19	4/21/2021	TOTAL ALKALINITY (AS CaCO3)	NA	28	mg/L				
FTF 20	2/1/2021	TOTAL ALKALINITY (AS CaCO3)	NA	18	mg/L				
FTF 20	9/14/2021	TOTAL ALKALINITY (AS CaCO3)	NA	11	mg/L				
FTF 28	9/14/2021	TOTAL ALKALINITY (AS CaCO3)	NA	7	mg/L				
FTF 22	2/1/2021	TOTAL ALKALINITY (AS CaCO3)	NA	6	mg/L				

Bold indicates result exceeds the MCL/RSL/PRG, results qualified with a "U" are not bolded because the analyte was not detected.  
a Regional Screening Level b Preliminary Remediation Goal

Well Name	Collection Date	Analyte	MCL	Result	Units	Lab Qualifier	Review Qualifier	Detection Limit	Quantitation Limit (SQL)
FTF009R	9/14/2021	TOTAL ALKALINITY (AS CaCO3)	NA		6 mg/L				
FTF030	2/2/2021	TOTAL ALKALINITY (AS CaCO3)	NA		6 mg/L				
FTF030	9/21/2021	TOTAL ALKALINITY (AS CaCO3)	NA		4 mg/L				
FTF030D	9/21/2021	TOTAL ALKALINITY (AS CaCO3)	NA		3 mg/L				
FTF009R	2/1/2021	TOTAL ALKALINITY (AS CaCO3)	NA		2 mg/L				
FTF 22	9/14/2021	TOTAL ALKALINITY (AS CaCO3)	NA		1 mg/L				
FBG001C	2/1/2021	TOTAL ALKALINITY (AS CaCO3)	NA		0 mg/L				
FBG001C	9/14/2021	TOTAL ALKALINITY (AS CaCO3)	NA		0 mg/L				
FTF 23	2/2/2021	TOTAL ALKALINITY (AS CaCO3)	NA		0 mg/L				
FTF 23	9/14/2021	TOTAL ALKALINITY (AS CaCO3)	NA		0 mg/L				
FTF 28	2/1/2021	TOTAL ALKALINITY (AS CaCO3)	NA		0 mg/L				
FTF030D	2/2/2021	TOTAL ALKALINITY (AS CaCO3)	NA		0 mg/L				
FTF031	2/2/2021	TOTAL ALKALINITY (AS CaCO3)	NA		0 mg/L				
FTF031	9/21/2021	TOTAL ALKALINITY (AS CaCO3)	NA		0 mg/L				
FBG001D	2/1/2021	TOTAL ALKALINITY (AS CaCO3)	NA		mg/L				
FBG001D	9/14/2021	TOTAL ALKALINITY (AS CaCO3)	NA		mg/L				
FTF012R	9/14/2021	TRITIUM	20	5.34	pCi/mL			0.413	1.39
FTF012R	2/1/2021	TRITIUM	20	4.69	pCi/mL			0.445	1.4
FTF 19	9/14/2021	TRITIUM	20	4.53	pCi/mL			0.412	1.33
FTF 28	9/14/2021	TRITIUM	20	2.24	pCi/mL			0.413	1.14
FTF 28	9/14/2021	TRITIUM	20	2.12	pCi/mL			0.415	1.13
FTF 28	2/1/2021	TRITIUM	20	2.06	pCi/mL			0.447	1.19
FBG001C	9/14/2021	TRITIUM	20	1.97	pCi/mL	J		372	870
FTF 19	2/1/2021	TRITIUM	20	1.92	pCi/mL			0.445	1.17
FTF 28	2/1/2021	TRITIUM	20	1.92	pCi/mL			0.444	1.17
FBG001C	9/14/2021	TRITIUM	20	1.52	pCi/mL			0.413	1.07
FTF030D	2/2/2021	TRITIUM	20	1.52	pCi/mL			0.431	1.1
FBG001C	2/1/2021	TRITIUM	20	1.44	pCi/mL			0.287	0.851
FBG001C	2/1/2021	TRITIUM	20	1.39	pCi/mL			0.444	1.12
FTF 22	9/14/2021	TRITIUM	20	1.37	pCi/mL			0.413	1.05
FTF030D	9/21/2021	TRITIUM	20	1.3	pCi/mL			0.452	1.12
FTF 29	9/14/2021	TRITIUM	20	1.22	pCi/mL			0.413	1.04
FTF 20	9/14/2021	TRITIUM	20	1.06	pCi/mL			0.419	1.03
FTF009R	2/1/2021	TRITIUM	20	1.05	pCi/mL	J	J	0.445	1.08
FTF 20	2/1/2021	TRITIUM	20	1.03	pCi/mL	J	J	0.445	1.08
FTF 23	2/2/2021	TRITIUM	20	1.03	pCi/mL	J	J	0.446	1.08
FTF 29	2/1/2021	TRITIUM	20	1.03	pCi/mL	J	J	0.445	1.08
FTF031	2/2/2021	TRITIUM	20	0.993	pCi/mL	J	J	0.429	1.04
FTF 22	2/1/2021	TRITIUM	20	0.957	pCi/mL	J	J	0.447	1.08
FTF 23	9/14/2021	TRITIUM	20	0.948	pCi/mL	J	J	0.416	1.01
FTF009R	9/14/2021	TRITIUM	20	0.939	pCi/mL	J	J	0.414	1.01
FTF030	2/2/2021	TRITIUM	20	0.744	pCi/mL	J	J	0.428	1.02
FTF031	2/2/2021	TRITIUM	20	0.737	pCi/mL	J	J	0.429	1.02
FTF030	9/21/2021	TRITIUM	20	0.706	pCi/mL	J	J	0.455	1.06
FTF031	9/21/2021	TRITIUM	20	0.592	pCi/mL	J	J	0.445	1.03
FTF030D	2/2/2021	TURBIDITY	NA	94	NTU				
FTF030D	9/21/2021	TURBIDITY	NA	93.7	NTU				
FTF 29	2/1/2021	TURBIDITY	NA	11	NTU				
FTF 29	9/14/2021	TURBIDITY	NA	9.8	NTU				
FBG001C	2/1/2021	TURBIDITY	NA	9.1	NTU				
FBG001C	9/14/2021	TURBIDITY	NA	6.5	NTU				
FTF031	9/21/2021	TURBIDITY	NA	6.4	NTU				
FTF030	2/2/2021	TURBIDITY	NA	6	NTU				
FTF012R	9/14/2021	TURBIDITY	NA	5.5	NTU				
FTF031	2/2/2021	TURBIDITY	NA	5.4	NTU				
FTF012R	2/1/2021	TURBIDITY	NA	4.3	NTU				
FTF030	9/21/2021	TURBIDITY	NA	4.1	NTU				
FTF009R	2/1/2021	TURBIDITY	NA	3.2	NTU				
FTF 19	4/21/2021	TURBIDITY	NA	0.6	NTU				
FTF 19	9/14/2021	TURBIDITY	NA	0.4	NTU				
FTF 20	9/14/2021	TURBIDITY	NA	0.4	NTU				
FTF 22	9/14/2021	TURBIDITY	NA	0.4	NTU				
FTF009R	9/14/2021	TURBIDITY	NA	0.4	NTU				
FTF 20	2/1/2021	TURBIDITY	NA	0.3	NTU				
FTF 22	2/1/2021	TURBIDITY	NA	0.3	NTU				
FTF 19	2/1/2021	TURBIDITY	NA	0.2	NTU				
FTF 23	9/14/2021	TURBIDITY	NA	0.2	NTU				
FTF 28	9/14/2021	TURBIDITY	NA	0.2	NTU				
FTF 23	2/2/2021	TURBIDITY	NA	0.1	NTU				
FTF 28	2/1/2021	TURBIDITY	NA	0.1	NTU				
FBG001D	2/1/2021	TURBIDITY	NA		NTU				
FBG001D	9/14/2021	TURBIDITY	NA		NTU				
FBG001D	9/14/2021	Water Elevation		225.55	ft msl				
FTF 19	2/1/2021	Water Elevation		223.86	ft msl				
FTF 19	4/21/2021	Water Elevation		223.6	ft msl				
FBG001D	2/1/2021	Water Elevation		223.25	ft msl				
FTF012R	2/1/2021	Water Elevation		223.23	ft msl				
FTF 20	2/1/2021	Water Elevation		223.21	ft msl				
FTF 19	9/14/2021	Water Elevation		223.15	ft msl				
FTF 22	2/1/2021	Water Elevation		223.01	ft msl				

Bold indicates result exceeds the MCL/RSL/PRG, results qualified with a "U" are not bolded because the analyte was not detected.  
a Regional Screening Level b Preliminary Remediation Goal

Well Name	Collection Date	Analyte	MCL	Result	Units	Lab Qualifier	Review Qualifier	Detection Limit	Quantitation Limit (SQL)
FTF 23	2/2/2021	Water Elevation		223	ft msl				
FTF 20	9/14/2021	Water Elevation		222.54	ft msl				
FTF009R	9/14/2021	Water Elevation		222.52	ft msl				
FTF012R	9/14/2021	Water Elevation		222.52	ft msl				
FTF 23	9/14/2021	Water Elevation		222.43	ft msl				
FTF 22	9/14/2021	Water Elevation		222.4	ft msl				
FTF030D	2/2/2021	Water Elevation		222.39	ft msl				
FTF030D	9/21/2021	Water Elevation		221.6	ft msl				
FTF009R	2/1/2021	Water Elevation		221.2	ft msl				
FBG001C	2/1/2021	Water Elevation		220.15	ft msl				
FBG001C	9/14/2021	Water Elevation		219.21	ft msl				
FTF030	2/2/2021	Water Elevation		216.02	ft msl				
FTF031	2/2/2021	Water Elevation		215.95	ft msl				
FTF030	9/21/2021	Water Elevation		215.17	ft msl				
FTF031	9/21/2021	Water Elevation		215.08	ft msl				
FTF 29	9/14/2021	Water Elevation		214.46	ft msl				
FTF 28	2/1/2021	Water Elevation		214.32	ft msl				
FTF 29	2/1/2021	Water Elevation		214.13	ft msl				
FTF 28	9/14/2021	Water Elevation		213.32	ft msl				

**ATTACHMENT B**

**2021 Sample Results for H-Area Tank Farm**

**This page intentionally left blank.**

---

### Data Qualification

The qualifiers used when validating analytical data are listed in the following table. Qualifiers are given in order of "usability," i.e., lower ones supersede higher ones as validation functions are applied. Not every qualifier is currently used but may be used in the future.

USEPA Functional Guideline Qualifiers	
Qualifier	Description
<i>[null]</i>	Data not remarked. The detected analyte result is acceptable for use as reported.
<i>J</i>	The detected analyte was positively identified but the result is approximate.
<i>NJ</i>	The detected analyte was only tentatively identified, and the result is approximate.
<i>U</i>	The analyte was analyzed for, but not detected. The SQL is valid unless blank contamination is indicated.
<i>UJ</i>	The analyte was analyzed for, but not detected. The SQL is approximate and may be inaccurate or imprecise.
<i>R</i>	The sample result is rejected as unusable due to serious deficiencies in meeting quality control criteria. The analyte may be present or absent.

**This page intentionally left blank.**

---

Well Name	Collection Date	Analyte	MCL	Result	Units	Lab Qualifier	Review Qualifier	Detection Limit	Quantitation Limit (SQL)
HAA 1A	2/3/2021	CADMIUM	5	1	ug/L	U	U	0.3	1
HAA 1A	9/14/2021	CADMIUM	5	1	ug/L	U	U	0.3	1
HAA 1C	2/3/2021	CADMIUM	5	1	ug/L	U	U	0.3	1
HAA 1C	9/14/2021	CADMIUM	5	1	ug/L	U	U	0.3	1
HAA 1D	2/3/2021	CADMIUM	5	1	ug/L	U	U	0.3	1
HAA 1D	9/16/2021	CADMIUM	5	1	ug/L	U	U	0.3	1
HAA 2B	2/3/2021	CADMIUM	5	1	ug/L	U	U	0.3	1
HAA 2B	9/15/2021	CADMIUM	5	1	ug/L	U	U	0.3	1
HAA 2C	9/15/2021	CADMIUM	5	1	ug/L	U	U	0.3	1
HAA 2C	2/3/2021	CADMIUM	5	1	ug/L	U	U	0.3	1
HAA 2D	2/3/2021	CADMIUM	5	1	ug/L	U	U	0.3	1
HAA 2D	9/15/2021	CADMIUM	5	1	ug/L	U	U	0.3	1
HAA 4B	9/15/2021	CADMIUM	5	1	ug/L	U	U	0.3	1
HAA 4B	2/2/2021	CADMIUM	5	1	ug/L	U	U	0.3	1
HAA 4C	2/2/2021	CADMIUM	5	1	ug/L	U	U	0.3	1
HAA 4C	9/15/2021	CADMIUM	5	1	ug/L	U	U	0.3	1
HAA 4D	2/2/2021	CADMIUM	5	1	ug/L	U	U	0.3	1
HAA 4D	9/15/2021	CADMIUM	5	1	ug/L	U	U	0.3	1
HAA 7B	9/15/2021	CADMIUM	5	1	ug/L	U	U	0.3	1
HAA 7B	2/5/2021	CADMIUM	5	1	ug/L	U	U	0.3	1
HAA 7C	2/5/2021	CADMIUM	5	1	ug/L	U	U	0.3	1
HAA 7C	9/15/2021	CADMIUM	5	1	ug/L	U	U	0.3	1
HAA 7D	9/15/2021	CADMIUM	5	1	ug/L	U	U	0.3	1
HAA 7D	2/5/2021	CADMIUM	5	1	ug/L	U	U	0.3	1
HAA 8B	2/5/2021	CADMIUM	5	1	ug/L	U	U	0.3	1
HAA 8B	9/15/2021	CADMIUM	5	1	ug/L	U	U	0.3	1
HAA 8B	9/15/2021	CADMIUM	5	1	ug/L	U	U	0.478	1
HAA 8C	9/15/2021	CADMIUM	5	1	ug/L	U	U	0.3	1
HAA 8C	2/5/2021	CADMIUM	5	1	ug/L	U	U	0.3	1
HAA 8D	2/5/2021	CADMIUM	5	1	ug/L	U	U	0.3	1
HAA 8D	9/15/2021	CADMIUM	5	1	ug/L	U	U	0.3	1
HAA 9B	2/5/2021	CADMIUM	5	1	ug/L	U	U	0.3	1
HAA 9B	9/15/2021	CADMIUM	5	1	ug/L	U	U	0.3	1
HAA 9D	2/5/2021	CADMIUM	5	1	ug/L	U	U	0.3	1
HAA 9D	9/15/2021	CADMIUM	5	1	ug/L	U	U	0.3	1
HAA 10B	3/2/2021	CADMIUM	5	1	ug/L	U	U	0.3	1
HAA 10B	9/16/2021	CADMIUM	5	1	ug/L	U	U	0.3	1
HAA 10B	9/16/2021	CADMIUM	5	1	ug/L	U	U	0.3	1
HAA 10B	3/2/2021	CADMIUM	5	1	ug/L	U	U	0.3	1
HAA 10C	3/2/2021	CADMIUM	5	1	ug/L	U	U	0.3	1
HAA 10C	9/16/2021	CADMIUM	5	1	ug/L	U	U	0.3	1
HAA 10D	3/2/2021	CADMIUM	5	1	ug/L	U	U	0.3	1
HAA 10D	9/16/2021	CADMIUM	5	1	ug/L	U	U	0.3	1
HAA 11B	9/16/2021	CADMIUM	5	1	ug/L	U	U	0.3	1
HAA 11C	9/16/2021	CADMIUM	5	1	ug/L	U	U	0.3	1
HAA 11C	2/5/2021	CADMIUM	5	1	ug/L	U	U	0.3	1
HAA 11D	2/5/2021	CADMIUM	5	1	ug/L	U	U	0.3	1
HAA 11D	9/16/2021	CADMIUM	5	1	ug/L	U	U	0.3	1
HAA 12B	9/16/2021	CADMIUM	5	1	ug/L	U	U	0.3	1
HAA 12B	2/5/2021	CADMIUM	5	1	ug/L	U	U	0.3	1
HAA 12C	2/5/2021	CADMIUM	5	1	ug/L	U	U	0.3	1
HAA 12C	9/16/2021	CADMIUM	5	1	ug/L	U	U	0.3	1
HAA 12D	2/5/2021	CADMIUM	5	1	ug/L	U	U	0.3	1
HAA 12D	9/16/2021	CADMIUM	5	1	ug/L	U	U	0.3	1
HAA 13B	9/16/2021	CADMIUM	5	1	ug/L	U	U	0.3	1
HAA 13B	2/5/2021	CADMIUM	5	1	ug/L	U	U	0.3	1
HAA 13C	2/5/2021	CADMIUM	5	1	ug/L	U	U	0.3	1
HAA 13C	9/16/2021	CADMIUM	5	1	ug/L	U	U	0.3	1
HAA 13D	9/16/2021	CADMIUM	5	1	ug/L	U	U	0.3	1
HAA 13D	2/5/2021	CADMIUM	5	1	ug/L	U	U	0.3	1
HAA 14B	2/2/2021	CADMIUM	5	1	ug/L	U	U	0.3	1
HAA 14B	9/16/2021	CADMIUM	5	1	ug/L	U	U	0.3	1
HAA 14C	2/2/2021	CADMIUM	5	1	ug/L	U	U	0.3	1
HAA 14C	9/21/2021	CADMIUM	5	1	ug/L	U	U	0.478	1
HAA 14C	9/21/2021	CADMIUM	5	1	ug/L	U	U	0.3	1
HAA 14D	2/2/2021	CADMIUM	5	1	ug/L	U	U	0.3	1
HAA 14D	9/16/2021	CADMIUM	5	1	ug/L	U	U	0.3	1
HAA 15B	2/4/2021	CADMIUM	5	1	ug/L	U	U	0.3	1
HAA 15B	9/16/2021	CADMIUM	5	1	ug/L	U	U	0.3	1

Bold indicates result exceeds the MCL/RSL/PRG, results qualified with a "U" are not bolded because the analyte was not detected.

a Regional Screening Level b Preliminary Remediation Goal

Well Name	Collection Date	Analyte	MCL	Result	Units	Lab Qualifier	Review Qualifier	Detection Limit	Quantitation Limit (SQL)
HAA 15C	2/4/2021	CADMIUM	5	1	ug/L	U	U	0.3	1
HAA 15C	9/21/2021	CADMIUM	5	1	ug/L	U	U	0.3	1
HAA 15D	2/4/2021	CADMIUM	5	1	ug/L	U	U	0.3	1
HAA 15D	9/21/2021	CADMIUM	5	1	ug/L	U	U	0.3	1
HAA017C	2/2/2021	CADMIUM	5	1	ug/L	U	U	0.3	1
HAA017C	9/21/2021	CADMIUM	5	1	ug/L	U	U	0.3	1
HAA017D	2/2/2021	CADMIUM	5	1	ug/L	U	U	0.3	1
HAA017D	9/21/2021	CADMIUM	5	1	ug/L	U	U	0.3	1
HAA018C	2/2/2021	CADMIUM	5	1	ug/L	U	U	0.3	1
HAA018C	2/2/2021	CADMIUM	5	1	ug/L	U	U	0.3	1
HAA018C	9/21/2021	CADMIUM	5	1	ug/L	U	U	0.3	1
HAA018C	9/21/2021	CADMIUM	5	1	ug/L	U	U	0.3	1
HAA018D	2/2/2021	CADMIUM	5	1	ug/L	U	U	0.3	1
HAA018D	9/21/2021	CADMIUM	5	1	ug/L	U	U	0.3	1
HAA019C	2/5/2021	CADMIUM	5	1	ug/L	U	U	0.3	1
HAA019C	9/16/2021	CADMIUM	5	1	ug/L	U	U	0.3	1
HAA019D	2/5/2021	CADMIUM	5	1	ug/L	U	U	0.3	1
HAA019D	9/16/2021	CADMIUM	5	1	ug/L	U	U	0.3	1
HAA020C	2/5/2021	CADMIUM	5	1	ug/L	U	U	0.3	1
HAA020C	9/20/2021	CADMIUM	5	1	ug/L	U	U	0.3	1
HAA020D	2/5/2021	CADMIUM	5	1	ug/L	U	U	0.3	1
HAA020D	9/20/2021	CADMIUM	5	1	ug/L	U	U	0.3	1
HAA021C	9/21/2021	CADMIUM	5	1	ug/L	U	U	0.3	1
HAA021C	2/5/2021	CADMIUM	5	1	ug/L	U	U	0.3	1
HAA021D	2/5/2021	CADMIUM	5	1	ug/L	U	U	0.3	1
HAA021D	9/21/2021	CADMIUM	5	1	ug/L	U	U	0.3	1
HAA 9C	9/15/2021	CADMIUM	5	0.581	ug/L	J	J	0.3	1
HAA 9C	2/5/2021	CADMIUM	5	0.553	ug/L	J	J	0.3	1
HAA 8B	2/5/2021	CADMIUM	5	0.5	ug/L	U	U	0.2	0.5
HAA 14C	2/2/2021	CADMIUM	5	0.5	ug/L	U	U	0.2	0.5
HAA 11B	2/5/2021	CADMIUM	5	0.486	ug/L	J	J	0.3	1
HAA019D	9/16/2021	CHROMIUM	100	16.4	ug/L			3	10
HAA 13C	9/16/2021	CHROMIUM	100	13.9	ug/L			3	10
HAA 13D	2/5/2021	CHROMIUM	100	11.6	ug/L			3	10
HAA 1A	2/3/2021	CHROMIUM	100	10	ug/L	U	U	3	10
HAA 1A	9/14/2021	CHROMIUM	100	10	ug/L	U	U	3	10
HAA 1C	2/3/2021	CHROMIUM	100	10	ug/L	U	U	3	10
HAA 1C	9/14/2021	CHROMIUM	100	10	ug/L	U	U	3	10
HAA 1D	2/3/2021	CHROMIUM	100	10	ug/L	U	U	3	10
HAA 1D	9/16/2021	CHROMIUM	100	10	ug/L	U	U	3	10
HAA 2C	9/15/2021	CHROMIUM	100	10	ug/L	U	U	3	10
HAA 2C	2/3/2021	CHROMIUM	100	10	ug/L	U	U	3	10
HAA 2D	2/3/2021	CHROMIUM	100	10	ug/L	U	U	3	10
HAA 2D	9/15/2021	CHROMIUM	100	10	ug/L	U	U	3	10
HAA 4B	9/15/2021	CHROMIUM	100	10	ug/L	U	U	3	10
HAA 4B	2/2/2021	CHROMIUM	100	10	ug/L	U	U	3	10
HAA 4D	2/2/2021	CHROMIUM	100	10	ug/L	U	U	3	10
HAA 4D	9/15/2021	CHROMIUM	100	10	ug/L	U	U	3	10
HAA 7D	9/15/2021	CHROMIUM	100	10	ug/L	U	U	3	10
HAA 7D	2/5/2021	CHROMIUM	100	10	ug/L	U	U	3	10
HAA 8B	2/5/2021	CHROMIUM	100	10	ug/L	U	U	4	10
HAA 8B	9/15/2021	CHROMIUM	100	10	ug/L	U	U	3	10
HAA 8C	9/15/2021	CHROMIUM	100	10	ug/L	U	U	3	10
HAA 8C	2/5/2021	CHROMIUM	100	10	ug/L	U	U	3	10
HAA 8D	2/5/2021	CHROMIUM	100	10	ug/L	U	U	3	10
HAA 8D	9/15/2021	CHROMIUM	100	10	ug/L	U	U	3	10
HAA 9D	2/5/2021	CHROMIUM	100	10	ug/L	U	U	3	10
HAA 9D	9/15/2021	CHROMIUM	100	10	ug/L	U	U	3	10
HAA 10B	9/16/2021	CHROMIUM	100	10	ug/L	U	U	3	10
HAA 10C	3/2/2021	CHROMIUM	100	10	ug/L	U	U	3	10
HAA 10C	9/16/2021	CHROMIUM	100	10	ug/L	U	U	3	10
HAA 10D	3/2/2021	CHROMIUM	100	10	ug/L	U	U	3	10
HAA 10D	9/16/2021	CHROMIUM	100	10	ug/L	U	U	3	10
HAA 11B	9/16/2021	CHROMIUM	100	10	ug/L	U	U	3	10
HAA 11B	2/5/2021	CHROMIUM	100	10	ug/L	U	U	3	10
HAA 11D	2/5/2021	CHROMIUM	100	10	ug/L	U	U	3	10
HAA 11D	9/16/2021	CHROMIUM	100	10	ug/L	U	U	3	10
HAA 12D	2/5/2021	CHROMIUM	100	10	ug/L	U	U	3	10
HAA 12D	9/16/2021	CHROMIUM	100	10	ug/L	U	U	3	10

Bold indicates result exceeds the MCL/RSL/PRG, results qualified with a "U" are not bolded because the analyte was not detected.  
a Regional Screening Level b Preliminary Remediation Goal

Well Name	Collection Date	Analyte	MCL	Result	Units	Lab Qualifier	Review Qualifier	Detection Limit	Quantitation Limit (SQL)
HAA 14D	2/2/2021	CHROMIUM	100	10	ug/L	U	U	3	10
HAA 14D	9/16/2021	CHROMIUM	100	10	ug/L	U	U	3	10
HAA 15B	2/4/2021	CHROMIUM	100	10	ug/L	U	U	3	10
HAA 15B	9/16/2021	CHROMIUM	100	10	ug/L	U	U	3	10
HAA 15C	2/4/2021	CHROMIUM	100	10	ug/L	U	U	3	10
HAA 15C	9/21/2021	CHROMIUM	100	10	ug/L	U	U	3	10
HAA 15D	2/4/2021	CHROMIUM	100	10	ug/L	U	U	3	10
HAA 15D	9/21/2021	CHROMIUM	100	10	ug/L	U	U	3	10
HAA017C	9/21/2021	CHROMIUM	100	10	ug/L	U	U	3	10
HAA017D	2/2/2021	CHROMIUM	100	10	ug/L	U	U	3	10
HAA017D	9/21/2021	CHROMIUM	100	10	ug/L	U	U	3	10
HAA018C	9/21/2021	CHROMIUM	100	10	ug/L	U	U	3	10
HAA018D	2/2/2021	CHROMIUM	100	10	ug/L	U	U	3	10
HAA019D	2/5/2021	CHROMIUM	100	10	ug/L	U	U	3	10
HAA020C	2/5/2021	CHROMIUM	100	10	ug/L	U	U	3	10
HAA020D	2/5/2021	CHROMIUM	100	10	ug/L	U	U	3	10
HAA020D	9/20/2021	CHROMIUM	100	10	ug/L	U	U	3	10
HAA021C	2/5/2021	CHROMIUM	100	10	ug/L	U	U	3	10
HAA021D	9/21/2021	CHROMIUM	100	10	ug/L	U	U	3	10
HAA 4C	2/2/2021	CHROMIUM	100	9.54	ug/L	J	J	3	10
HAA 7C	2/5/2021	CHROMIUM	100	7.48	ug/L	J	J	3	10
HAA 7C	9/15/2021	CHROMIUM	100	7.36	ug/L	J	J	3	10
HAA 14C	2/2/2021	CHROMIUM	100	7	ug/L	J	J	4	10
HAA 13C	2/5/2021	CHROMIUM	100	6.63	ug/L	J	J	3	10
HAA 14C	9/21/2021	CHROMIUM	100	6.42	ug/L			1.49	2
HAA018C	2/2/2021	CHROMIUM	100	6.04	ug/L	J	J	3	10
HAA 12B	2/5/2021	CHROMIUM	100	5.96	ug/L	J	J	3	10
HAA 13D	9/16/2021	CHROMIUM	100	5.93	ug/L	J	J	3	10
HAA 14C	9/21/2021	CHROMIUM	100	5.92	ug/L	J	J	3	10
HAA018C	2/2/2021	CHROMIUM	100	5.79	ug/L	J	J	3	10
HAA 14C	2/2/2021	CHROMIUM	100	5.42	ug/L	J	J	3	10
HAA 12B	9/16/2021	CHROMIUM	100	5.32	ug/L	J	J	3	10
HAA018D	9/21/2021	CHROMIUM	100	4.86	ug/L	J	J	3	10
HAA 9C	2/5/2021	CHROMIUM	100	4.84	ug/L	J	J	3	10
HAA018C	9/21/2021	CHROMIUM	100	4.8	ug/L	J	J	3	10
HAA 4C	9/15/2021	CHROMIUM	100	4.71	ug/L	J	J	3	10
HAA 12C	2/5/2021	CHROMIUM	100	4.62	ug/L	J	J	3	10
HAA 14B	2/2/2021	CHROMIUM	100	4.5	ug/L	J	J	3	10
HAA 11C	9/16/2021	CHROMIUM	100	4.2	ug/L	J	J	3	10
HAA 14B	9/16/2021	CHROMIUM	100	4.17	ug/L	J	J	3	10
HAA 9B	9/15/2021	CHROMIUM	100	4.13	ug/L	J	J	3	10
HAA017C	2/2/2021	CHROMIUM	100	4.12	ug/L	J	J	3	10
HAA 13B	2/5/2021	CHROMIUM	100	4.07	ug/L	J	J	3	10
HAA 7B	9/15/2021	CHROMIUM	100	4.03	ug/L	J	J	3	10
HAA 9B	2/5/2021	CHROMIUM	100	4.01	ug/L	J	J	3	10
HAA 2B	2/3/2021	CHROMIUM	100	3.78	ug/L	J	J	3	10
HAA 13B	9/16/2021	CHROMIUM	100	3.78	ug/L	J	J	3	10
HAA019C	2/5/2021	CHROMIUM	100	3.74	ug/L	J	J	3	10
HAA 7B	2/5/2021	CHROMIUM	100	3.7	ug/L	J	J	3	10
HAA 9C	9/15/2021	CHROMIUM	100	3.66	ug/L	J	J	3	10
HAA019C	9/16/2021	CHROMIUM	100	3.62	ug/L	J	J	3	10
HAA 2B	9/15/2021	CHROMIUM	100	3.58	ug/L	J	J	3	10
HAA 11C	2/5/2021	CHROMIUM	100	3.53	ug/L	J	J	3	10
HAA020C	9/20/2021	CHROMIUM	100	3.51	ug/L	J	J	3	10
HAA 12C	9/16/2021	CHROMIUM	100	3.38	ug/L	J	J	3	10
HAA021C	9/21/2021	CHROMIUM	100	3.37	ug/L	J	J	3	10
HAA 8B	2/5/2021	CHROMIUM	100	3.32	ug/L	J	J	3	10
HAA 10B	3/2/2021	CHROMIUM	100	3.21	ug/L	J	J	3	10
HAA021D	2/5/2021	CHROMIUM	100	3.21	ug/L	J	J	3	10
HAA 10B	3/2/2021	CHROMIUM	100	3.07	ug/L	J	J	3	10
HAA 10B	9/16/2021	CHROMIUM	100	3.06	ug/L	J	J	3	10
HAA 8B	9/15/2021	CHROMIUM	100	2.89	ug/L			1.49	2
HAA 7B	9/15/2021	GROSS ALPHA	15	11.5	pCi/L	J	J	9.47	25
HAA 4D	2/2/2021	GROSS ALPHA	15	7.68	pCi/L			0.609	1.98
HAA 4C	9/15/2021	GROSS ALPHA	15	4.92	pCi/L	U	U	11.1	24
HAA 9B	9/15/2021	GROSS ALPHA	15	4.11	pCi/L	U	U	6.9	15.8
HAA 15D	9/21/2021	GROSS ALPHA	15	3.85	pCi/L	U	U	9.31	20.1
HAA 11B	2/5/2021	GROSS ALPHA	15	3.59	pCi/L			0.99	2.63
HAA 8D	9/15/2021	GROSS ALPHA	15	3.35	pCi/L	U	U	7.75	16.8

Bold indicates result exceeds the MCL/RSL/PRG, results qualified with a "U" are not bolded because the analyte was not detected.  
a Regional Screening Level b Preliminary Remediation Goal

Well Name	Collection Date	Analyte	MCL	Result	Units	Lab Qualifier	Review Qualifier	Detection Limit	Quantitation Limit (SQL)
HAA 14D	9/16/2021	GROSS ALPHA	15	3.25	pCi/L	U	U	6.83	15
HAA 4D	9/15/2021	GROSS ALPHA	15	3.03	pCi/L	U	U	7.32	15.8
HAA 2C	9/15/2021	GROSS ALPHA	15	3.02	pCi/L	U	U	8.95	18.9
HAA 9D	9/15/2021	GROSS ALPHA	15	2.97	pCi/L	U	U	6.6	14.4
HAA 14C	9/21/2021	GROSS ALPHA	15	2.79	pCi/L	U	U	7.77	16.5
HAA 1D	9/16/2021	GROSS ALPHA	15	2.73	pCi/L	U	U	10.9	22.7
HAA 13B	9/16/2021	GROSS ALPHA	15	2.64	pCi/L	U	U	5.65	12.5
HAA 2B	9/15/2021	GROSS ALPHA	15	2.49	pCi/L	U	U	6.33	13.6
HAA018C	9/21/2021	GROSS ALPHA	15	2.33	pCi/L	U	U	5.76	12.4
HAA 11C	9/16/2021	GROSS ALPHA	15	2.3	pCi/L	U	U	6.55	13.8
HAA019D	9/16/2021	GROSS ALPHA	15	2.18	pCi/L	U	U	8.02	16.5
HAA 15C	9/21/2021	GROSS ALPHA	15	2.15	pCi/L	U	U	9.57	19.8
HAA 10C	9/16/2021	GROSS ALPHA	15	1.99	pCi/L	U	U	6.75	14.1
HAA 13D	9/16/2021	GROSS ALPHA	15	1.81	pCi/L	U	U	7.68	15.6
HAA 7C	9/15/2021	GROSS ALPHA	15	1.73	pCi/L	U	U	6.89	14.1
HAA 1D	2/3/2021	GROSS ALPHA	15	1.68	pCi/L			0.381	1.09
HAA021C	9/21/2021	GROSS ALPHA	15	1.63	pCi/L	U	U	6.96	14.1
HAA 8C	9/15/2021	GROSS ALPHA	15	1.6	pCi/L	U	U	7.6	15.3
HAA 13D	2/5/2021	GROSS ALPHA	15	1.6	pCi/L	J	J	0.819	2.04
HAA 7D	2/5/2021	GROSS ALPHA	15	1.59	pCi/L	J	J	0.983	2.41
HAA 14D	2/2/2021	GROSS ALPHA	15	1.58	pCi/L			0.511	1.5
HAA 14B	2/2/2021	GROSS ALPHA	15	1.5	pCi/L			0.49	1.29
HAA 2C	9/15/2021	GROSS ALPHA	15	1.49	pCi/L	U		6.71	13.5
HAA018D	2/2/2021	GROSS ALPHA	15	1.49	pCi/L	J	J	0.651	1.78
HAA 1D	2/3/2021	GROSS ALPHA	15	1.44	pCi/L			0.462	1.22
HAA021D	9/21/2021	GROSS ALPHA	15	1.34	pCi/L	U	U	11.1	22.5
HAA 11B	9/16/2021	GROSS ALPHA	15	1.29	pCi/L	U	U	6.78	13.3
HAA020D	2/5/2021	GROSS ALPHA	15	1.27	pCi/L			0.369	1
HAA 7D	9/15/2021	GROSS ALPHA	15	1.24	pCi/L	U	U	6.4	12.6
HAA019D	2/5/2021	GROSS ALPHA	15	1.19	pCi/L			0.278	0.822
HAA 15B	9/16/2021	GROSS ALPHA	15	1.07	pCi/L	U	U	6.83	13.3
HAA 12B	2/5/2021	GROSS ALPHA	15	1.06	pCi/L	J	J	0.974	2.46
HAA 1C	2/3/2021	GROSS ALPHA	15	0.94	pCi/L	J	J	0.382	0.988
HAA 15C	2/4/2021	GROSS ALPHA	15	0.93	pCi/L			0.326	0.862
HAA 15D	2/4/2021	GROSS ALPHA	15	0.93	pCi/L	J	J	0.391	0.975
HAA 15B	9/16/2021	GROSS ALPHA	15	0.923	pCi/L	U	U	7.8	15.3
HAA 4B	9/15/2021	GROSS ALPHA	15	0.906	pCi/L	U	U	10.5	20.6
HAA 10D	9/16/2021	GROSS ALPHA	15	0.896	pCi/L	U	U	7.75	15.3
HAA 7D	2/5/2021	GROSS ALPHA	15	0.878	pCi/L	U	U	0.921	2.14
HAA 10C	3/2/2021	GROSS ALPHA	15	0.849	pCi/L	J	J	0.322	0.862
HAA018C	2/2/2021	GROSS ALPHA	15	0.804	pCi/L	J	J	0.353	0.901
HAA 12D	2/5/2021	GROSS ALPHA	15	0.803	pCi/L	U	U	0.895	2.1
HAA019C	2/5/2021	GROSS ALPHA	15	0.791	pCi/L	J	J	0.369	0.935
HAA 10D	3/2/2021	GROSS ALPHA	15	0.774	pCi/L	U	U	0.915	2.22
HAA 8B	9/15/2021	GROSS ALPHA	15	0.726	pCi/L	U	U	7.84	15
HAA 15D	2/4/2021	GROSS ALPHA	15	0.721	pCi/L	J	J	0.319	0.815
HAA 15D	2/4/2021	GROSS ALPHA	15	0.721	pCi/L	J	J	0.319	0.815
HAA 12B	9/16/2021	GROSS ALPHA	15	0.709	pCi/L	U	U	8.66	16.3
HAA 14C	2/2/2021	GROSS ALPHA	15	0.699	pCi/L	U	U	1.83	3.97
HAA 2C	2/3/2021	GROSS ALPHA	15	0.691	pCi/L	J	J	0.373	0.903
HAA 2D	2/3/2021	GROSS ALPHA	15	0.62	pCi/L	U	U	0.703	1.57
HAA021D	2/5/2021	GROSS ALPHA	15	0.599	pCi/L	J	J	0.267	0.697
HAA 13B	2/5/2021	GROSS ALPHA	15	0.592	pCi/L	U	U	0.983	2.22
HAA 9C	9/15/2021	GROSS ALPHA	15	0.565	pCi/L	U	U	7.87	15.1
HAA018C	2/2/2021	GROSS ALPHA	15	0.56	pCi/L	J	J	0.499	1.14
HAA 14C	2/2/2021	GROSS ALPHA	15	0.5555	pCi/L	U	U	1.63	3.512
HAA 15B	2/4/2021	GROSS ALPHA	15	0.555	pCi/L	J	J	0.479	1.1
HAA 8D	2/5/2021	GROSS ALPHA	15	0.541	pCi/L	U	U	0.883	1.98
HAA017C	2/2/2021	GROSS ALPHA	15	0.527	pCi/L	J	J	0.301	0.755
HAA020C	2/5/2021	GROSS ALPHA	15	0.515	pCi/L	J	J	0.369	0.879
HAA 8C	2/5/2021	GROSS ALPHA	15	0.5	pCi/L	U	U	0.773	1.75
HAA021C	2/5/2021	GROSS ALPHA	15	0.497	pCi/L	U	U	0.664	1.58
HAA 8B	9/15/2021	GROSS ALPHA	15	0.491	pCi/L	J	U	0.981	2.38
HAA017D	2/2/2021	GROSS ALPHA	15	0.489	pCi/L	J	J	0.443	1.02
HAA 1A	2/3/2021	GROSS ALPHA	15	0.438	pCi/L	U	U	0.708	1.57
HAA 10B	3/2/2021	GROSS ALPHA	15	0.421	pCi/L	U	U	0.473	1.08
HAA 14C	2/2/2021	GROSS ALPHA	15	0.419	pCi/L	U	U	0.592	1.35
HAA 12C	2/5/2021	GROSS ALPHA	15	0.412	pCi/L	U	U	0.987	2.18
HAA 12D	9/16/2021	GROSS ALPHA	15	0.409	pCi/L	U	U	5.27	9.51

Bold indicates result exceeds the MCL/RSL/PRG, results qualified with a "U" are not bolded because the analyte was not detected.  
a Regional Screening Level b Preliminary Remediation Goal

Well Name	Collection Date	Analyte	MCL	Result	Units	Lab Qualifier	Review Qualifier	Detection Limit	Quantitation Limit (SQL)
HAA021C	2/5/2021	GROSS ALPHA	15	0.395	pCi/L	U	U	0.432	0.98
HAA 2B	2/3/2021	GROSS ALPHA	15	0.38	pCi/L	U	U	0.525	1.17
HAA 10B	9/16/2021	GROSS ALPHA	15	0.379	pCi/L	U	U	7.08	13.2
HAA018C	9/21/2021	GROSS ALPHA	15	0.368	pCi/L	U	U	9.47	18.6
HAA018D	9/21/2021	GROSS ALPHA	15	0.364	pCi/L	U	U	5.76	10.6
HAA 13C	2/5/2021	GROSS ALPHA	15	0.358	pCi/L	U	U	0.951	2.03
HAA 8B	2/5/2021	GROSS ALPHA	15	0.289	pCi/L	U	U	0.999	2.125
HAA020C	9/20/2021	GROSS ALPHA	15	0.288	pCi/L	U	U	6.45	11.8
HAA 9B	2/5/2021	GROSS ALPHA	15	0.286	pCi/L	U	U	0.975	2.03
HAA 11D	2/5/2021	GROSS ALPHA	15	0.266	pCi/L	U	U	0.582	1.27
HAA 4B	2/2/2021	GROSS ALPHA	15	0.258	pCi/L	U	U	0.948	2.05
HAA 10B	3/2/2021	GROSS ALPHA	15	0.245	pCi/L	U	U	0.379	0.849
HAA 4C	2/2/2021	GROSS ALPHA	15	0.199	pCi/L	U	U	0.303	0.675
HAA 7C	2/5/2021	GROSS ALPHA	15	0.18	pCi/L	U	U	0.961	2
HAA 10B	9/16/2021	GROSS ALPHA	15	0.171	pCi/L	U	U	12.2	24.2
HAA 9D	2/5/2021	GROSS ALPHA	15	0.156	pCi/L	U	U	0.662	1.38
HAA 7B	2/5/2021	GROSS ALPHA	15	0.139	pCi/L	U	U	0.945	1.92
HAA 11C	2/5/2021	GROSS ALPHA	15	0.111	pCi/L	U	U	0.995	2.07
HAA 14C	9/21/2021	GROSS ALPHA	15	0.111	pCi/L	U	U	1.21	2.75
HAA 13C	9/16/2021	GROSS ALPHA	15	0.0925	pCi/L	U	U	7.21	13
HAA 1C	9/14/2021	GROSS ALPHA	15	-0.167	pCi/L	U	U	7.5	14.5
HAA 1A	9/14/2021	GROSS ALPHA	15	-0.173	pCi/L	U	U	7.97	15
HAA 9C	2/5/2021	GROSS ALPHA	15	-0.287	pCi/L	U	U	0.898	1.63
HAA019C	9/16/2021	GROSS ALPHA	15	-0.291	pCi/L	U	U	9.52	18.3
HAA017C	9/21/2021	GROSS ALPHA	15	-0.341	pCi/L	U	U	7.58	14
HAA 8B	2/5/2021	GROSS ALPHA	15	-0.424	pCi/L	U	U	0.726	1.32
HAA 2D	9/15/2021	GROSS ALPHA	15	-0.741	pCi/L	U	U	9.41	17.8
HAA020D	9/20/2021	GROSS ALPHA	15	-0.961	pCi/L	U	U	8.07	13.9
HAA 14B	9/16/2021	GROSS ALPHA	15	-1.64	pCi/L	U	U	8.74	15.5
HAA017D	9/21/2021	GROSS ALPHA	15	-1.67	pCi/L	U	U	8.71	15.8
HAA 11D	9/16/2021	GROSS ALPHA	15	-2.28	pCi/L	U	U	11	20.3
HAA 12C	9/16/2021	GROSS ALPHA	15	-2.42	pCi/L	U	U	7.36	10.9
HAA 10D	9/16/2021	MANGANESE	430 <sup>a</sup>	395	ug/L			1	5
HAA 10D	3/2/2021	MANGANESE	430 <sup>a</sup>	233	ug/L			1	5
HAA019D	2/5/2021	MANGANESE	430 <sup>a</sup>	173	ug/L			1	5
HAA019D	9/16/2021	MANGANESE	430 <sup>a</sup>	131	ug/L			1	5
HAA 7C	9/15/2021	MANGANESE	430 <sup>a</sup>	100	ug/L			1	5
HAA 8D	2/5/2021	MANGANESE	430 <sup>a</sup>	54.4	ug/L			1	5
HAA017D	2/2/2021	MANGANESE	430 <sup>a</sup>	53.8	ug/L			1	5
HAA018D	2/2/2021	MANGANESE	430 <sup>a</sup>	53.7	ug/L			1	5
HAA017C	2/2/2021	MANGANESE	430 <sup>a</sup>	52.3	ug/L			1	5
HAA017D	9/21/2021	MANGANESE	430 <sup>a</sup>	47.1	ug/L			1	5
HAA 1C	2/3/2021	MANGANESE	430 <sup>a</sup>	44.5	ug/L			1	5
HAA017C	9/21/2021	MANGANESE	430 <sup>a</sup>	42.1	ug/L			1	5
HAA 8C	2/5/2021	MANGANESE	430 <sup>a</sup>	40	ug/L			1	5
HAA 1C	9/14/2021	MANGANESE	430 <sup>a</sup>	38.5	ug/L			1	5
HAA 8D	9/15/2021	MANGANESE	430 <sup>a</sup>	36.4	ug/L			1	5
HAA 8C	9/15/2021	MANGANESE	430 <sup>a</sup>	36	ug/L			1	5
HAA 4D	2/2/2021	MANGANESE	430 <sup>a</sup>	29.9	ug/L			1	5
HAA021D	9/21/2021	MANGANESE	430 <sup>a</sup>	29	ug/L			1	5
HAA018C	9/21/2021	MANGANESE	430 <sup>a</sup>	26.9	ug/L			1	5
HAA 4D	9/15/2021	MANGANESE	430 <sup>a</sup>	25.4	ug/L			1	5
HAA 2C	2/3/2021	MANGANESE	430 <sup>a</sup>	21.2	ug/L			1	5
HAA 12C	2/5/2021	MANGANESE	430 <sup>a</sup>	20.4	ug/L		J	1	5
HAA 2C	9/15/2021	MANGANESE	430 <sup>a</sup>	18.5	ug/L		J	1	5
HAA018C	2/2/2021	MANGANESE	430 <sup>a</sup>	17.5	ug/L		J	1	5
HAA021C	9/21/2021	MANGANESE	430 <sup>a</sup>	16.1	ug/L			1	5
HAA021C	2/5/2021	MANGANESE	430 <sup>a</sup>	16	ug/L	J	J	1	5
HAA021D	2/5/2021	MANGANESE	430 <sup>a</sup>	15.7	ug/L	J	J	1	5
HAA018C	9/21/2021	MANGANESE	430 <sup>a</sup>	12.8	ug/L			1	5
HAA 12C	9/16/2021	MANGANESE	430 <sup>a</sup>	12.3	ug/L			1	5
HAA018C	2/2/2021	MANGANESE	430 <sup>a</sup>	12.3	ug/L		J	1	5
HAA018D	9/21/2021	MANGANESE	430 <sup>a</sup>	11.6	ug/L			1	5
HAA020C	9/20/2021	MANGANESE	430 <sup>a</sup>	9.71	ug/L			1	5
HAA 15C	9/21/2021	MANGANESE	430 <sup>a</sup>	9.62	ug/L			1	5
HAA 7C	2/5/2021	MANGANESE	430 <sup>a</sup>	8.63	ug/L	J	J	1	5
HAA 7B	9/15/2021	MANGANESE	430 <sup>a</sup>	8.33	ug/L	J	J	1	5
HAA 14C	2/2/2021	MANGANESE	430 <sup>a</sup>	7.6	ug/L			1.5	4
HAA 10C	9/16/2021	MANGANESE	430 <sup>a</sup>	7.18	ug/L			1	5

Bold indicates result exceeds the MCL/RSL/PRG, results qualified with a "U" are not bolded because the analyte was not detected.  
a Regional Screening Level b Preliminary Remediation Goal

Well Name	Collection Date	Analyte	MCL	Result	Units	Lab Qualifier	Review Qualifier	Detection Limit	Quantitation Limit (SQL)
HAA 13D	9/16/2021	MANGANESE	430 <sup>a</sup>	6.55	ug/L	J	J	1	5
HAA 2D	2/3/2021	MANGANESE	430 <sup>a</sup>	6.13	ug/L			1	5
HAA 10C	3/2/2021	MANGANESE	430 <sup>a</sup>	6.13	ug/L			1	5
HAA020D	2/5/2021	MANGANESE	430 <sup>a</sup>	5.75	ug/L	J	J	1	5
HAA 9C	9/15/2021	MANGANESE	430 <sup>a</sup>	5.38	ug/L	J	J	1	5
HAA020D	9/20/2021	MANGANESE	430 <sup>a</sup>	5.29	ug/L			1	5
HAA 1D	2/3/2021	MANGANESE	430 <sup>a</sup>	5.27	ug/L			1	5
HAA 13D	2/5/2021	MANGANESE	430 <sup>a</sup>	5.05	ug/L	J	J	1	5
HAA 1A	2/3/2021	MANGANESE	430 <sup>a</sup>	5	ug/L	U	U	1	5
HAA 1A	9/14/2021	MANGANESE	430 <sup>a</sup>	5	ug/L	U	U	1	5
HAA 2B	2/3/2021	MANGANESE	430 <sup>a</sup>	5	ug/L	U	U	1	5
HAA 4B	2/2/2021	MANGANESE	430 <sup>a</sup>	5	ug/L	U	U	1	5
HAA 4C	9/15/2021	MANGANESE	430 <sup>a</sup>	5	ug/L	U	U	1	5
HAA 9B	2/5/2021	MANGANESE	430 <sup>a</sup>	5	ug/L	U	U	1	5
HAA 9B	9/15/2021	MANGANESE	430 <sup>a</sup>	5	ug/L	U	U	1	5
HAA 10B	3/2/2021	MANGANESE	430 <sup>a</sup>	5	ug/L	U	U	1	5
HAA 10B	9/16/2021	MANGANESE	430 <sup>a</sup>	5	ug/L	U	U	1	5
HAA 10B	9/16/2021	MANGANESE	430 <sup>a</sup>	5	ug/L	U	U	1	5
HAA 10B	3/2/2021	MANGANESE	430 <sup>a</sup>	5	ug/L	U	U	1	5
HAA 11B	9/16/2021	MANGANESE	430 <sup>a</sup>	5	ug/L	U	U	1	5
HAA 11C	9/16/2021	MANGANESE	430 <sup>a</sup>	5	ug/L	U	U	1	5
HAA 12B	9/16/2021	MANGANESE	430 <sup>a</sup>	5	ug/L	U	U	1	5
HAA 13B	9/16/2021	MANGANESE	430 <sup>a</sup>	5	ug/L	U	U	1	5
HAA 13B	2/5/2021	MANGANESE	430 <sup>a</sup>	5	ug/L	U	U	1	5
HAA 13C	9/16/2021	MANGANESE	430 <sup>a</sup>	5	ug/L	U	U	1	5
HAA 14B	2/2/2021	MANGANESE	430 <sup>a</sup>	5	ug/L	U	U	1	5
HAA 14B	9/16/2021	MANGANESE	430 <sup>a</sup>	5	ug/L	U	U	1	5
HAA 14C	2/2/2021	MANGANESE	430 <sup>a</sup>	5	ug/L	U	U	1	5
HAA 14C	9/21/2021	MANGANESE	430 <sup>a</sup>	5	ug/L	U	U	1.32	5
HAA 14C	9/21/2021	MANGANESE	430 <sup>a</sup>	5	ug/L	U	U	1	5
HAA 15B	2/4/2021	MANGANESE	430 <sup>a</sup>	5	ug/L	U	U	1	5
HAA 15B	9/16/2021	MANGANESE	430 <sup>a</sup>	5	ug/L	U	U	1	5
HAA019C	2/5/2021	MANGANESE	430 <sup>a</sup>	5	ug/L	U	U	1	5
HAA019C	9/16/2021	MANGANESE	430 <sup>a</sup>	5	ug/L	U	U	1	5
HAA 9C	2/5/2021	MANGANESE	430 <sup>a</sup>	4.6	ug/L	J	J	1	5
HAA 7D	9/15/2021	MANGANESE	430 <sup>a</sup>	4.07	ug/L	J	J	1	5
HAA 2D	9/15/2021	MANGANESE	430 <sup>a</sup>	3.98	ug/L	J	J	1	5
HAA 9D	2/5/2021	MANGANESE	430 <sup>a</sup>	3.93	ug/L	J	J	1	5
HAA 9D	9/15/2021	MANGANESE	430 <sup>a</sup>	3.87	ug/L	J	J	1	5
HAA 11B	2/5/2021	MANGANESE	430 <sup>a</sup>	3.79	ug/L	J	J	1	5
HAA 11D	2/5/2021	MANGANESE	430 <sup>a</sup>	3.36	ug/L	J	J	1	5
HAA 7D	2/5/2021	MANGANESE	430 <sup>a</sup>	3.33	ug/L	J	J	1	5
HAA 1D	9/16/2021	MANGANESE	430 <sup>a</sup>	3.3	ug/L	J	J	1	5
HAA 8B	9/15/2021	MANGANESE	430 <sup>a</sup>	3.25	ug/L	J	J	1	5
HAA 8B	2/5/2021	MANGANESE	430 <sup>a</sup>	3.08	ug/L	J	J	1	5
HAA 8B	2/5/2021	MANGANESE	430 <sup>a</sup>	3	ug/L	J	J	1.5	4
HAA 12B	2/5/2021	MANGANESE	430 <sup>a</sup>	2.92	ug/L	J	J	1	5
HAA 13C	2/5/2021	MANGANESE	430 <sup>a</sup>	2.88	ug/L	J	J	1	5
HAA020C	2/5/2021	MANGANESE	430 <sup>a</sup>	2.77	ug/L	J	J	1	5
HAA 14D	2/2/2021	MANGANESE	430 <sup>a</sup>	2.66	ug/L	J	J	1	5
HAA 8B	9/15/2021	MANGANESE	430 <sup>a</sup>	2.3	ug/L	J	J	1.32	5
HAA 11D	9/16/2021	MANGANESE	430 <sup>a</sup>	2.3	ug/L	J	J	1	5
HAA 15C	2/4/2021	MANGANESE	430 <sup>a</sup>	2.25	ug/L	J	J	1	5
HAA 7B	2/5/2021	MANGANESE	430 <sup>a</sup>	1.94	ug/L	U	U	1	5
HAA 14D	9/16/2021	MANGANESE	430 <sup>a</sup>	1.93	ug/L	J	J	1	5
HAA 11C	2/5/2021	MANGANESE	430 <sup>a</sup>	1.48	ug/L	U	U	1	5
HAA 4C	2/2/2021	MANGANESE	430 <sup>a</sup>	1.35	ug/L	J	J	1	5
HAA 2B	9/15/2021	MANGANESE	430 <sup>a</sup>	1.24	ug/L	U	U	1	5
HAA 12D	9/16/2021	MANGANESE	430 <sup>a</sup>	1.23	ug/L	J	J	1	5
HAA 12D	2/5/2021	MANGANESE	430 <sup>a</sup>	1.19	ug/L	U	U	1	5
HAA 15D	2/4/2021	MANGANESE	430 <sup>a</sup>	1.16	ug/L	J	J	1	5
HAA 15D	9/21/2021	MANGANESE	430 <sup>a</sup>	1.1	ug/L	J	J	1	5
HAA 4B	9/15/2021	MANGANESE	430 <sup>a</sup>	1.05	ug/L	U	U	1	5
<b>HAA 7B</b>	<b>9/15/2021</b>	<b>NITRATE-NITRITE AS NITROGEN</b>	<b>10</b>	<b>47.8</b>	<b>mg/L</b>			<b>1.17</b>	<b>3</b>
HAA 4D	2/2/2021	NITRATE-NITRITE AS NITROGEN	10	6.21	mg/L			0.078	0.2
HAA 4D	9/15/2021	NITRATE-NITRITE AS NITROGEN	10	5.93	mg/L			0.078	0.2
HAA 12C	9/16/2021	NITRATE-NITRITE AS NITROGEN	10	3.42	mg/L			0.078	0.2
HAA 12C	2/5/2021	NITRATE-NITRITE AS NITROGEN	10	3.2	mg/L			0.39	1
HAA 11D	9/16/2021	NITRATE-NITRITE AS NITROGEN	10	2.75	mg/L			0.078	0.2

Bold indicates result exceeds the MCL/RS/PRG, results qualified with a "U" are not bolded because the analyte was not detected.  
a Regional Screening Level b Preliminary Remediation Goal

Well Name	Collection Date	Analyte	MCL	Result	Units	Lab Qualifier	Review Qualifier	Detection Limit	Quantitation Limit (SQL)
HAA 11D	2/5/2021	NITRATE-NITRITE AS NITROGEN	10	2.73	mg/L			0.078	0.2
HAA 4B	9/15/2021	NITRATE-NITRITE AS NITROGEN	10	2.47	mg/L			0.078	0.2
HAA019D	9/16/2021	NITRATE-NITRITE AS NITROGEN	10	2.32	mg/L			0.078	0.2
HAA 12D	9/16/2021	NITRATE-NITRITE AS NITROGEN	10	2.29	mg/L			0.078	0.2
HAA 8C	9/15/2021	NITRATE-NITRITE AS NITROGEN	10	2.24	mg/L			0.078	0.2
HAA021D	9/21/2021	NITRATE-NITRITE AS NITROGEN	10	2.17	mg/L			0.078	0.2
HAA 9C	9/15/2021	NITRATE-NITRITE AS NITROGEN	10	2.16	mg/L			0.078	0.2
HAA019D	2/5/2021	NITRATE-NITRITE AS NITROGEN	10	2.16	mg/L			0.078	0.2
HAA 8C	2/5/2021	NITRATE-NITRITE AS NITROGEN	10	2.14	mg/L			0.078	0.2
HAA 12D	2/5/2021	NITRATE-NITRITE AS NITROGEN	10	2.09	mg/L			0.39	1
HAA021D	2/5/2021	NITRATE-NITRITE AS NITROGEN	10	2.09	mg/L			0.078	0.2
HAA 15D	2/4/2021	NITRATE-NITRITE AS NITROGEN	10	2.04	mg/L			0.39	1
HAA018D	9/21/2021	NITRATE-NITRITE AS NITROGEN	10	2.02	mg/L			0.078	0.2
HAA017D	2/2/2021	NITRATE-NITRITE AS NITROGEN	10	1.98	mg/L			0.078	0.2
HAA 15D	9/21/2021	NITRATE-NITRITE AS NITROGEN	10	1.95	mg/L			0.078	0.2
HAA 9C	2/5/2021	NITRATE-NITRITE AS NITROGEN	10	1.93	mg/L			0.078	0.2
HAA 13C	9/16/2021	NITRATE-NITRITE AS NITROGEN	10	1.91	mg/L			0.078	0.2
HAA 13C	9/16/2021	NITRATE-NITRITE AS NITROGEN	10	1.91	mg/L			0.078	0.2
HAA 10C	9/16/2021	NITRATE-NITRITE AS NITROGEN	10	1.86	mg/L			0.078	0.2
HAA 13D	2/5/2021	NITRATE-NITRITE AS NITROGEN	10	1.86	mg/L			0.39	1
HAA 10C	3/2/2021	NITRATE-NITRITE AS NITROGEN	10	1.82	mg/L			0.078	0.2
HAA017D	9/21/2021	NITRATE-NITRITE AS NITROGEN	10	1.77	mg/L			0.078	0.2
HAA 13D	9/16/2021	NITRATE-NITRITE AS NITROGEN	10	1.75	mg/L			0.078	0.2
HAA018D	2/2/2021	NITRATE-NITRITE AS NITROGEN	10	1.75	mg/L			0.078	0.2
HAA 15B	2/4/2021	NITRATE-NITRITE AS NITROGEN	10	1.66	mg/L			0.39	1
HAA 4B	2/2/2021	NITRATE-NITRITE AS NITROGEN	10	1.65	mg/L			0.078	0.2
HAA 15C	2/4/2021	NITRATE-NITRITE AS NITROGEN	10	1.61	mg/L			0.39	1
HAA 15B	9/16/2021	NITRATE-NITRITE AS NITROGEN	10	1.58	mg/L			0.078	0.2
HAA 14D	9/16/2021	NITRATE-NITRITE AS NITROGEN	10	1.34	mg/L			0.078	0.2
HAA 15C	9/21/2021	NITRATE-NITRITE AS NITROGEN	10	1.33	mg/L			0.078	0.2
HAA020D	2/5/2021	NITRATE-NITRITE AS NITROGEN	10	1.3	mg/L			0.078	0.2
HAA020C	2/5/2021	NITRATE-NITRITE AS NITROGEN	10	1.28	mg/L			0.078	0.2
HAA020D	9/20/2021	NITRATE-NITRITE AS NITROGEN	10	1.24	mg/L			0.078	0.2
HAA 1D	9/16/2021	NITRATE-NITRITE AS NITROGEN	10	1.19	mg/L			0.078	0.2
HAA 1D	9/16/2021	NITRATE-NITRITE AS NITROGEN	10	1.19	mg/L			0.078	0.2
HAA 7D	2/5/2021	NITRATE-NITRITE AS NITROGEN	10	1.18	mg/L			0.078	0.2
HAA021C	2/5/2021	NITRATE-NITRITE AS NITROGEN	10	1.16	mg/L			0.078	0.2
HAA 9D	9/15/2021	NITRATE-NITRITE AS NITROGEN	10	1.14	mg/L			0.078	0.2
HAA 14D	2/2/2021	NITRATE-NITRITE AS NITROGEN	10	1.14	mg/L			0.078	0.2
HAA 12B	9/16/2021	NITRATE-NITRITE AS NITROGEN	10	1.11	mg/L			0.078	0.2
HAA020C	9/20/2021	NITRATE-NITRITE AS NITROGEN	10	1.11	mg/L			0.078	0.2
HAA 12B	9/16/2021	NITRATE-NITRITE AS NITROGEN	10	1.1	mg/L			0.078	0.2
HAA 10B	3/2/2021	NITRATE-NITRITE AS NITROGEN	10	1.09	mg/L			0.39	1
HAA 11C	2/5/2021	NITRATE-NITRITE AS NITROGEN	10	1.09	mg/L			0.078	0.2
HAA 9D	2/5/2021	NITRATE-NITRITE AS NITROGEN	10	1.08	mg/L			0.078	0.2
HAA 8D	2/5/2021	NITRATE-NITRITE AS NITROGEN	10	1.06	mg/L			0.078	0.2
HAA021C	9/21/2021	NITRATE-NITRITE AS NITROGEN	10	1.04	mg/L			0.078	0.2
HAA 8D	9/15/2021	NITRATE-NITRITE AS NITROGEN	10	0.971	mg/L			0.078	0.2
HAA 11C	9/16/2021	NITRATE-NITRITE AS NITROGEN	10	0.961	mg/L			0.078	0.2
HAA 11B	9/16/2021	NITRATE-NITRITE AS NITROGEN	10	0.943	mg/L			0.078	0.2
HAA 11B	2/5/2021	NITRATE-NITRITE AS NITROGEN	10	0.941	mg/L			0.078	0.2
HAA 7D	9/15/2021	NITRATE-NITRITE AS NITROGEN	10	0.92	mg/L			0.078	0.2
HAA 10B	3/2/2021	NITRATE-NITRITE AS NITROGEN	10	0.918	mg/L			0.078	0.2
HAA 10B	9/16/2021	NITRATE-NITRITE AS NITROGEN	10	0.886	mg/L			0.078	0.2
HAA 10B	9/16/2021	NITRATE-NITRITE AS NITROGEN	10	0.877	mg/L			0.078	0.2
HAA019C	9/16/2021	NITRATE-NITRITE AS NITROGEN	10	0.796	mg/L			0.0078	0.02
HAA019C	2/5/2021	NITRATE-NITRITE AS NITROGEN	10	0.738	mg/L			0.078	0.2
HAA 12B	2/5/2021	NITRATE-NITRITE AS NITROGEN	10	0.683	mg/L			0.078	0.2
HAA 2D	9/15/2021	NITRATE-NITRITE AS NITROGEN	10	0.647	mg/L			0.078	0.2
HAA 2D	2/3/2021	NITRATE-NITRITE AS NITROGEN	10	0.638	mg/L			0.0078	0.02
HAA 10D	3/2/2021	NITRATE-NITRITE AS NITROGEN	10	0.593	mg/L			0.0078	0.02
HAA 2C	2/3/2021	NITRATE-NITRITE AS NITROGEN	10	0.589	mg/L			0.0078	0.02
HAA 2C	9/15/2021	NITRATE-NITRITE AS NITROGEN	10	0.541	mg/L			0.078	0.2
HAA 14C	2/2/2021	NITRATE-NITRITE AS NITROGEN	10	0.516	mg/L			0.0078	0.02
HAA 13B	2/5/2021	NITRATE-NITRITE AS NITROGEN	10	0.486	mg/L			0.0078	0.02
HAA 13C	2/5/2021	NITRATE-NITRITE AS NITROGEN	10	0.482	mg/L			0.039	0.1
HAA 13C	2/5/2021	NITRATE-NITRITE AS NITROGEN	10	0.476	mg/L			0.039	0.1
HAA 4C	2/2/2021	NITRATE-NITRITE AS NITROGEN	10	0.46	mg/L			0.078	0.2
HAA 10D	9/16/2021	NITRATE-NITRITE AS NITROGEN	10	0.46	mg/L			0.078	0.2

Bold indicates result exceeds the MCL/RSL/PRG, results qualified with a "U" are not bolded because the analyte was not detected.  
a Regional Screening Level b Preliminary Remediation Goal

Well Name	Collection Date	Analyte	MCL	Result	Units	Lab Qualifier	Review Qualifier	Detection Limit	Quantitation Limit (SQL)
HAA 4C	9/15/2021	NITRATE-NITRITE AS NITROGEN	10	0.446	mg/L			0.078	0.2
HAA 10D	9/16/2021	NITRATE-NITRITE AS NITROGEN	10	0.445	mg/L			0.078	0.2
HAA 13B	9/16/2021	NITRATE-NITRITE AS NITROGEN	10	0.408	mg/L			0.078	0.2
HAA 14C	9/21/2021	NITRATE-NITRITE AS NITROGEN	10	0.385	mg/L			50	100
HAA 14C	9/21/2021	NITRATE-NITRITE AS NITROGEN	10	0.383	mg/L			50	100
HAA 14B	2/2/2021	NITRATE-NITRITE AS NITROGEN	10	0.37	mg/L			0.0078	0.02
HAA 14C	9/21/2021	NITRATE-NITRITE AS NITROGEN	10	0.366	mg/L			0.0078	0.02
HAA 14C	9/21/2021	NITRATE-NITRITE AS NITROGEN	10	0.365	mg/L			0.0078	0.02
HAA 1D	2/3/2021	NITRATE-NITRITE AS NITROGEN	10	0.326	mg/L			0.078	0.2
HAA 14C	2/2/2021	NITRATE-NITRITE AS NITROGEN	10	0.32	mg/L			0.019	0.1
HAA 14B	9/16/2021	NITRATE-NITRITE AS NITROGEN	10	0.197	mg/L			0.0078	0.02
HAA017C	2/2/2021	NITRATE-NITRITE AS NITROGEN	10	0.162	mg/L			0.0078	0.02
HAA017C	2/2/2021	NITRATE-NITRITE AS NITROGEN	10	0.16	mg/L			0.0078	0.02
HAA017C	9/21/2021	NITRATE-NITRITE AS NITROGEN	10	0.157	mg/L			0.0078	0.02
HAA017C	9/21/2021	NITRATE-NITRITE AS NITROGEN	10	0.154	mg/L			0.0078	0.02
HAA 9B	2/5/2021	NITRATE-NITRITE AS NITROGEN	10	0.151	mg/L			0.0078	0.02
HAA 9B	9/15/2021	NITRATE-NITRITE AS NITROGEN	10	0.149	mg/L			0.0078	0.02
HAA 9B	9/15/2021	NITRATE-NITRITE AS NITROGEN	10	0.148	mg/L			0.0078	0.02
HAA018C	2/2/2021	NITRATE-NITRITE AS NITROGEN	10	0.133	mg/L			0.0078	0.02
HAA018C	2/2/2021	NITRATE-NITRITE AS NITROGEN	10	0.133	mg/L			0.0078	0.02
HAA018C	2/2/2021	NITRATE-NITRITE AS NITROGEN	10	0.118	mg/L			0.0078	0.02
HAA 8B	9/15/2021	NITRATE-NITRITE AS NITROGEN	10	0.116	mg/L			0.0078	0.02
HAA018C	9/21/2021	NITRATE-NITRITE AS NITROGEN	10	0.113	mg/L			0.0078	0.02
HAA018C	9/21/2021	NITRATE-NITRITE AS NITROGEN	10	0.112	mg/L			0.0078	0.02
HAA018C	9/21/2021	NITRATE-NITRITE AS NITROGEN	10	0.109	mg/L			0.0078	0.02
HAA018C	9/21/2021	NITRATE-NITRITE AS NITROGEN	10	0.109	mg/L			0.0078	0.02
HAA 8B	2/5/2021	NITRATE-NITRITE AS NITROGEN	10	0.105	mg/L			0.0078	0.02
HAA 8B	9/15/2021	NITRATE-NITRITE AS NITROGEN	10	0.101	mg/L			50	100
HAA 8B	2/5/2021	NITRATE-NITRITE AS NITROGEN	10	0.1	mg/L	U		0.019	0.1
HAA 7B	2/5/2021	NITRATE-NITRITE AS NITROGEN	10	0.0829	mg/L			0.0078	0.02
HAA 2B	9/15/2021	NITRATE-NITRITE AS NITROGEN	10	0.0811	mg/L			0.0078	0.02
HAA 2B	2/3/2021	NITRATE-NITRITE AS NITROGEN	10	0.0768	mg/L			0.0078	0.02
HAA 1A	2/3/2021	NITRATE-NITRITE AS NITROGEN	10	0.0591	mg/L			0.0078	0.02
HAA 1A	2/3/2021	NITRATE-NITRITE AS NITROGEN	10	0.059	mg/L			0.0078	0.02
HAA 7C	2/5/2021	NITRATE-NITRITE AS NITROGEN	10	0.0513	mg/L			0.0078	0.02
HAA 1A	9/14/2021	NITRATE-NITRITE AS NITROGEN	10	0.0415	mg/L			0.0078	0.02
HAA 1A	9/14/2021	NITRATE-NITRITE AS NITROGEN	10	0.0406	mg/L			0.0078	0.02
HAA 7C	9/15/2021	NITRATE-NITRITE AS NITROGEN	10	0.0378	mg/L			0.0078	0.02
HAA 1C	2/3/2021	NITRATE-NITRITE AS NITROGEN	10	0.02	mg/L	U	U	0.0078	0.02
HAA 1C	2/3/2021	NITRATE-NITRITE AS NITROGEN	10	0.02	mg/L	U	U	0.0078	0.02
HAA 1C	9/14/2021	NITRATE-NITRITE AS NITROGEN	10	0.02	mg/L	U	U	0.0078	0.02
HAA 1C	9/14/2021	NITRATE-NITRITE AS NITROGEN	10	0.02	mg/L	U	U	0.0078	0.02
HAA 12B	9/16/2021	NONVOLATILE BETA	50	33.8	pCi/L			9.1	26.2
HAA 12B	2/5/2021	NONVOLATILE BETA	50	25.8	pCi/L			0.751	3.03
HAA 4D	2/2/2021	NONVOLATILE BETA	50	20	pCi/L			0.461	1.91
HAA 7B	9/15/2021	NONVOLATILE BETA	50	16.9	pCi/L	J	J	16.1	36.7
HAA 12C	9/16/2021	NONVOLATILE BETA	50	9.29	pCi/L	U	U	10.6	24.1
HAA 1C	9/14/2021	NONVOLATILE BETA	50	9.04	pCi/L	U	U	12.7	28.3
HAA 12C	2/5/2021	NONVOLATILE BETA	50	8.43	pCi/L			0.733	2.57
HAA 14B	9/16/2021	NONVOLATILE BETA	50	8.17	pCi/L	U	U	13.1	28.9
HAA 14C	9/21/2021	NONVOLATILE BETA	50	8.03	pCi/L	U	U	13.6	30
HAA 7D	9/15/2021	NONVOLATILE BETA	50	7.96	pCi/L	U	U	9.8	22.3
HAA 4D	9/15/2021	NONVOLATILE BETA	50	7.69	pCi/L	U	U	8.28	19.2
HAA 13D	9/16/2021	NONVOLATILE BETA	50	7.35	pCi/L	U	U	12.7	28
HAA 10C	9/16/2021	NONVOLATILE BETA	50	7.21	pCi/L	U	U	9.31	21.1
HAA 10D	3/2/2021	NONVOLATILE BETA	50	6.71	pCi/L			0.872	3.13
HAA 15C	9/21/2021	NONVOLATILE BETA	50	6.42	pCi/L	U	U	8.97	20.2
HAA 15B	9/16/2021	NONVOLATILE BETA	50	6.4	pCi/L	U	U	9.73	21.7
HAA 1D	9/16/2021	NONVOLATILE BETA	50	5.98	pCi/L	U	U	11	24.2
HAA 2C	9/15/2021	NONVOLATILE BETA	50	5.57	pCi/L	U	U	9.26	20.6
HAA 10D	9/16/2021	NONVOLATILE BETA	50	5.49	pCi/L	U	U	15.5	33.5
HAA017C	2/2/2021	NONVOLATILE BETA	50	5.36	pCi/L			0.687	1.75
HAA018D	9/21/2021	NONVOLATILE BETA	50	5.29	pCi/L	U	U	11.7	25.5
HAA019D	9/16/2021	NONVOLATILE BETA	50	5.24	pCi/L	U	U	13.4	29
HAA 15C	2/4/2021	NONVOLATILE BETA	50	5.04	pCi/L			0.641	1.65
HAA 2B	9/15/2021	NONVOLATILE BETA	50	4.91	pCi/L	U	U	12.3	26.6
HAA 2D	9/15/2021	NONVOLATILE BETA	50	4.76	pCi/L	U	U	8.42	18.6
HAA 11B	2/5/2021	NONVOLATILE BETA	50	4.51	pCi/L			0.52	1.45
HAA 12D	2/5/2021	NONVOLATILE BETA	50	4.47	pCi/L			0.99	2.63

Bold indicates result exceeds the MCL/RSL/PRG, results qualified with a "U" are not bolded because the analyte was not detected.  
a Regional Screening Level b Preliminary Remediation Goal

Well Name	Collection Date	Analyte	MCL	Result	Units	Lab Qualifier	Review Qualifier	Detection Limit	Quantitation Limit (SQL)
HAA 9D	9/15/2021	NONVOLATILE BETA	50	4.15	pCi/L	U	U	11	23.7
HAA 7D	2/5/2021	NONVOLATILE BETA	50	4.04	pCi/L			0.754	2.13
HAA 7D	2/5/2021	NONVOLATILE BETA	50	3.97	pCi/L			0.975	2.56
HAA 15D	9/21/2021	NONVOLATILE BETA	50	3.91	pCi/L	U	U	10.6	22.9
HAA 12D	9/16/2021	NONVOLATILE BETA	50	3.55	pCi/L	U	U	10.7	23
HAA017D	9/21/2021	NONVOLATILE BETA	50	3.46	pCi/L	U	U	13.6	29.1
HAA 8B	9/15/2021	NONVOLATILE BETA	50	2.79	pCi/L	U	U	13.5	28.8
HAA020C	9/20/2021	NONVOLATILE BETA	50	2.46	pCi/L	U	U	15.4	32.8
HAA 8B	9/15/2021	NONVOLATILE BETA	50	2.33	pCi/L	J	U	2.45	6.23
HAA 1D	2/3/2021	NONVOLATILE BETA	50	2.29	pCi/L			0.721	1.68
HAA 4B	2/2/2021	NONVOLATILE BETA	50	2.18	pCi/L			0.742	1.71
HAA 14D	2/2/2021	NONVOLATILE BETA	50	2.17	pCi/L			0.869	2.07
HAA 11D	9/16/2021	NONVOLATILE BETA	50	2.01	pCi/L	U	U	11	23.3
HAA021C	9/21/2021	NONVOLATILE BETA	50	2.01	pCi/L	U	U	10.6	22.4
HAA 1D	2/3/2021	NONVOLATILE BETA	50	1.96	pCi/L			0.645	1.5
HAA 15B	2/4/2021	NONVOLATILE BETA	50	1.89	pCi/L			0.608	1.43
HAA 4B	9/15/2021	NONVOLATILE BETA	50	1.85	pCi/L	U	U	11.5	24.3
HAA 9B	2/5/2021	NONVOLATILE BETA	50	1.78	pCi/L	J	J	0.842	2.08
HAA019C	2/5/2021	NONVOLATILE BETA	50	1.78	pCi/L			0.548	1.3
HAA019D	2/5/2021	NONVOLATILE BETA	50	1.66	pCi/L			0.523	1.24
HAA020D	2/5/2021	NONVOLATILE BETA	50	1.66	pCi/L			0.643	1.48
HAA 1A	9/14/2021	NONVOLATILE BETA	50	1.62	pCi/L	U	U	9.16	19.3
HAA 14C	9/21/2021	NONVOLATILE BETA	50	1.62	pCi/L	J	U	2.19	5.53
HAA 13B	9/16/2021	NONVOLATILE BETA	50	1.49	pCi/L	U	U	9.91	20.8
HAA017D	2/2/2021	NONVOLATILE BETA	50	1.48	pCi/L	J	J	0.699	1.59
HAA 14B	2/2/2021	NONVOLATILE BETA	50	1.4	pCi/L	J	J	0.659	1.51
HAA018C	2/2/2021	NONVOLATILE BETA	50	1.4	pCi/L	J	J	0.646	1.48
HAA018C	2/2/2021	NONVOLATILE BETA	50	1.38	pCi/L			0.572	1.32
HAA 13D	2/5/2021	NONVOLATILE BETA	50	1.24	pCi/L	J	J	0.667	1.52
HAA 14C	2/2/2021	NONVOLATILE BETA	50	1.22	pCi/L	U	U	1.25	2.89
HAA 11D	2/5/2021	NONVOLATILE BETA	50	1.17	pCi/L	J	J	0.977	2.22
HAA 15B	9/16/2021	NONVOLATILE BETA	50	1.13	pCi/L	U	U	12.2	25.6
HAA 15D	2/4/2021	NONVOLATILE BETA	50	1.13	pCi/L	J	J	0.56	1.29
HAA 15D	2/4/2021	NONVOLATILE BETA	50	1.13	pCi/L	J	J	0.56	1.29
HAA 13B	2/5/2021	NONVOLATILE BETA	50	1.09	pCi/L	J	J	0.82	1.97
HAA 1C	2/3/2021	NONVOLATILE BETA	50	0.998	pCi/L	J	J	0.648	1.46
HAA 2D	2/3/2021	NONVOLATILE BETA	50	0.993	pCi/L	J	J	0.723	1.62
HAA021C	2/5/2021	NONVOLATILE BETA	50	0.895	pCi/L	J	J	0.717	1.6
HAA021C	2/5/2021	NONVOLATILE BETA	50	0.864	pCi/L	U	U	0.889	2.05
HAA020C	2/5/2021	NONVOLATILE BETA	50	0.856	pCi/L	J	J	0.647	1.45
HAA 8D	2/5/2021	NONVOLATILE BETA	50	0.855	pCi/L	U	U	0.964	2.17
HAA 8C	2/5/2021	NONVOLATILE BETA	50	0.844	pCi/L	U	U	0.97	2.19
HAA 1A	2/3/2021	NONVOLATILE BETA	50	0.825	pCi/L	J	J	0.638	1.43
HAA 15D	2/4/2021	NONVOLATILE BETA	50	0.77	pCi/L	J	J	0.538	1.22
HAA017C	9/21/2021	NONVOLATILE BETA	50	0.755	pCi/L	U	U	8.52	17.6
HAA 10B	3/2/2021	NONVOLATILE BETA	50	0.752	pCi/L	J	J	0.628	1.4
HAA018D	2/2/2021	NONVOLATILE BETA	50	0.752	pCi/L	U	U	0.903	2.03
HAA021D	2/5/2021	NONVOLATILE BETA	50	0.75	pCi/L	U	U	0.821	1.81
HAA 2B	2/3/2021	NONVOLATILE BETA	50	0.657	pCi/L	U	U	0.728	1.61
HAA018C	9/21/2021	NONVOLATILE BETA	50	0.638	pCi/L	U	U	8.38	17.3
HAA 10C	3/2/2021	NONVOLATILE BETA	50	0.626	pCi/L	U	U	0.637	1.41
HAA 2C	2/3/2021	NONVOLATILE BETA	50	0.602	pCi/L	U	U	0.616	1.37
HAA 8B	2/5/2021	NONVOLATILE BETA	50	0.519	pCi/L	U	U	0.973	2.13
HAA 4C	9/15/2021	NONVOLATILE BETA	50	0.507	pCi/L	U	U	8.87	18.5
HAA 8B	2/5/2021	NONVOLATILE BETA	50	0.493	pCi/L	U	U	0.874	1.95
HAA 14C	2/2/2021	NONVOLATILE BETA	50	0.4573	pCi/L	U	U	1.19	2.622
HAA 13C	2/5/2021	NONVOLATILE BETA	50	0.44	pCi/L	U	U	0.772	1.71
HAA 14C	2/2/2021	NONVOLATILE BETA	50	0.427	pCi/L	U	U	0.882	1.93
HAA 9C	2/5/2021	NONVOLATILE BETA	50	0.423	pCi/L	U	U	0.961	2.09
HAA 7B	2/5/2021	NONVOLATILE BETA	50	0.422	pCi/L	U	U	0.943	2.06
HAA 9D	2/5/2021	NONVOLATILE BETA	50	0.417	pCi/L	U	U	0.972	2.12
HAA 10B	3/2/2021	NONVOLATILE BETA	50	0.414	pCi/L	U	U	0.637	1.4
HAA021D	9/21/2021	NONVOLATILE BETA	50	0.392	pCi/L	U	U	10.8	22.5
HAA 7C	2/5/2021	NONVOLATILE BETA	50	0.269	pCi/L	U	U	0.799	1.73
HAA 11C	2/5/2021	NONVOLATILE BETA	50	0.239	pCi/L	U	U	0.757	1.63
HAA 4C	2/2/2021	NONVOLATILE BETA	50	0.221	pCi/L	U	U	0.826	1.8
HAA 10B	9/16/2021	NONVOLATILE BETA	50	-0.256	pCi/L	U	U	8.69	17.6
HAA 13C	9/16/2021	NONVOLATILE BETA	50	-0.256	pCi/L	U	U	11.4	23.7
HAA018C	9/21/2021	NONVOLATILE BETA	50	-0.256	pCi/L	U	U	10.1	20.9

Bold indicates result exceeds the MCL/RSL/PRG, results qualified with a "U" are not bolded because the analyte was not detected.  
a Regional Screening Level b Preliminary Remediation Goal

Well Name	Collection Date	Analyte	MCL	Result	Units	Lab Qualifier	Review Qualifier	Detection Limit	Quantitation Limit (SQL)
HAA 10B	9/16/2021	NONVOLATILE BETA	50	-0.505	pCi/L	U	U	9.48	19.4
HAA 9B	9/15/2021	NONVOLATILE BETA	50	-0.697	pCi/L	U	U	9.17	18.6
HAA019C	9/16/2021	NONVOLATILE BETA	50	-0.834	pCi/L	U	U	8.21	16.4
HAA 8D	9/15/2021	NONVOLATILE BETA	50	-1.24	pCi/L	U	U	9.83	19.9
HAA 14D	9/16/2021	NONVOLATILE BETA	50	-1.26	pCi/L	U	U	8.86	17.8
HAA 11C	9/16/2021	NONVOLATILE BETA	50	-2.58	pCi/L	U	U	12.5	25.6
HAA 2C	9/15/2021	NONVOLATILE BETA	50	-3.21	pCi/L	U		13.6	27.8
HAA 9C	9/15/2021	NONVOLATILE BETA	50	-3.55	pCi/L	U	U	9.28	17.9
HAA 7C	9/15/2021	NONVOLATILE BETA	50	-4.23	pCi/L	U	U	9.85	19
HAA 11B	9/16/2021	NONVOLATILE BETA	50	-4.37	pCi/L	U	U	10.7	20.8
HAA 8C	9/15/2021	NONVOLATILE BETA	50	-8.23	pCi/L	U	U	10.3	18.8
HAA020D	9/20/2021	NONVOLATILE BETA	50	-8.53	pCi/L	U	U	14.9	29.8
HAA 12B	9/16/2021	PH	NA	11.6	pH				
HAA 4B	9/15/2021	PH	NA	11.2	pH				
HAA 12B	2/5/2021	PH	NA	10.4	pH				
HAA 11B	9/16/2021	PH	NA	10.3	pH				
HAA 13C	9/16/2021	PH	NA	10.3	pH				
HAA 1A	9/14/2021	PH	NA	10.1	pH				
HAA 4B	2/2/2021	PH	NA	9.8	pH				
HAA 11B	2/5/2021	PH	NA	9.8	pH				
HAA 1A	2/3/2021	PH	NA	9.2	pH				
HAA 13B	2/5/2021	PH	NA	9.2	pH				
HAA 4C	9/15/2021	PH	NA	8.8	pH				
HAA 13C	2/5/2021	PH	NA	8.4	pH				
HAA 13B	9/16/2021	PH	NA	8.1	pH				
HAA 14B	2/2/2021	PH	NA	8.1	pH				
HAA 14B	9/16/2021	PH	NA	8	pH				
HAA 4C	2/2/2021	PH	NA	7.9	pH				
HAA 9B	9/15/2021	PH	NA	7.9	pH				
HAA 1C	9/14/2021	PH	NA	7.6	pH				
HAA 9B	2/5/2021	PH	NA	7.4	pH				
HAA 10B	3/2/2021	PH	NA	7.3	pH				
HAA 14C	9/21/2021	PH	NA	7.1	pH				
HAA 10B	9/16/2021	PH	NA	6.9	pH				
HAA 2B	9/15/2021	PH	NA	6.8	pH				
HAA 12D	2/5/2021	PH	NA	6.8	pH				
HAA019C	9/16/2021	PH	NA	6.8	pH				
HAA 15B	2/4/2021	PH	NA	6.7	pH				
HAA019C	2/5/2021	PH	NA	6.7	pH				
HAA020D	9/20/2021	PH	NA	6.7	pH				
HAA 15C	9/21/2021	PH	NA	6.5	pH				
HAA020C	9/20/2021	PH	NA	6.5	pH				
HAA 2B	2/3/2021	PH	NA	6.4	pH				
HAA 7C	9/15/2021	PH	NA	6.4	pH				
HAA 15B	9/16/2021	PH	NA	6.4	pH				
HAA 2C	2/3/2021	PH	NA	6.3	pH				
HAA 15C	2/4/2021	PH	NA	6.2	pH				
HAA 1C	2/3/2021	PH	NA	6.1	pH				
HAA 11C	2/5/2021	PH	NA	6.1	pH				
HAA 14C	2/2/2021	PH	NA	6.1	pH				
HAA 7B	9/15/2021	PH	NA	6	pH				
HAA 7C	2/5/2021	PH	NA	6	pH				
HAA020C	2/5/2021	PH	NA	6	pH				
HAA 7B	2/5/2021	PH	NA	5.9	pH				
HAA 9C	9/15/2021	PH	NA	5.8	pH				
HAA020D	2/5/2021	PH	NA	5.8	pH				
HAA 8B	2/5/2021	PH	NA	5.7	pH				
HAA 10C	9/16/2021	PH	NA	5.7	pH				
HAA 11D	2/5/2021	PH	NA	5.7	pH				
HAA021C	9/21/2021	PH	NA	5.7	pH				
HAA 9C	2/5/2021	PH	NA	5.6	pH				
HAA 11C	9/16/2021	PH	NA	5.6	pH				
HAA017C	2/2/2021	PH	NA	5.6	pH				
HAA018C	2/2/2021	PH	NA	5.6	pH				
HAA 8B	9/15/2021	PH	NA	5.5	pH				
HAA 10C	3/2/2021	PH	NA	5.5	pH				
HAA021D	9/21/2021	PH	NA	5.5	pH				
HAA 2C	9/15/2021	PH	NA	5.4	pH				
HAA 1D	2/3/2021	PH	NA	5.3	pH				

Bold indicates result exceeds the MCL/RSL/PRG, results qualified with a "U" are not bolded because the analyte was not detected.  
a Regional Screening Level b Preliminary Remediation Goal

Well Name	Collection Date	Analyte	MCL	Result	Units	Lab Qualifier	Review Qualifier	Detection Limit	Quantitation Limit (SQL)
HAA 7D	9/15/2021	PH	NA	5.3	pH				
HAA 14D	9/16/2021	PH	NA	5.3	pH				
HAA017C	9/21/2021	PH	NA	5.3	pH				
HAA018D	2/2/2021	PH	NA	5.3	pH				
HAA019D	2/5/2021	PH	NA	5.3	pH				
HAA 9D	2/5/2021	PH	NA	5.2	pH				
HAA 9D	9/15/2021	PH	NA	5.2	pH				
HAA 10D	3/2/2021	PH	NA	5.2	pH				
HAA 12C	2/5/2021	PH	NA	5.2	pH				
HAA 14D	2/2/2021	PH	NA	5.2	pH				
HAA017D	2/2/2021	PH	NA	5.2	pH				
HAA 1D	9/16/2021	PH	NA	5.1	pH				
HAA 2D	2/3/2021	PH	NA	5.1	pH				
HAA 12C	9/16/2021	PH	NA	5.1	pH				
HAA 13D	2/5/2021	PH	NA	5.1	pH				
HAA 15D	2/4/2021	PH	NA	5.1	pH				
HAA018C	9/21/2021	PH	NA	5.1	pH				
HAA 4D	2/2/2021	PH	NA	5	pH				
HAA 8C	2/5/2021	PH	NA	5	pH				
HAA021C	2/5/2021	PH	NA	5	pH				
HAA 10D	9/16/2021	PH	NA	4.9	pH				
HAA 12D	9/16/2021	PH	NA	4.9	pH				
HAA 13D	9/16/2021	PH	NA	4.9	pH				
HAA 15D	9/21/2021	PH	NA	4.9	pH				
HAA017D	9/21/2021	PH	NA	4.9	pH				
HAA 8D	2/5/2021	PH	NA	4.8	pH				
HAA018D	9/21/2021	PH	NA	4.8	pH				
HAA019D	9/16/2021	PH	NA	4.8	pH				
HAA 4D	9/15/2021	PH	NA	4.7	pH				
HAA 7D	2/5/2021	PH	NA	4.7	pH				
HAA 8C	9/15/2021	PH	NA	4.7	pH				
HAA 2D	9/15/2021	PH	NA	4.5	pH				
HAA021D	2/5/2021	PH	NA	4.4	pH				
HAA 8D	9/15/2021	PH	NA	4.3	pH				
HAA 11D	9/16/2021	PH	NA	4.1	pH				
HAA 7B	9/15/2021	SODIUM	NA	24600	ug/L			80	250
HAA 12B	2/5/2021	SODIUM	NA	15300	ug/L			80	250
HAA 10D	3/2/2021	SODIUM	NA	13900	ug/L			80	250
HAA 10D	9/16/2021	SODIUM	NA	12600	ug/L			80	250
HAA 12B	9/16/2021	SODIUM	NA	8770	ug/L			80	250
HAA 8C	2/5/2021	SODIUM	NA	8070	ug/L			80	250
HAA 8C	9/15/2021	SODIUM	NA	7250	ug/L			80	250
HAA 2B	2/3/2021	SODIUM	NA	7090	ug/L			80	250
HAA019D	9/16/2021	SODIUM	NA	6990	ug/L			80	250
HAA 8D	2/5/2021	SODIUM	NA	6970	ug/L			80	250
HAA019D	2/5/2021	SODIUM	NA	6330	ug/L			80	250
HAA 15D	2/4/2021	SODIUM	NA	6190	ug/L			80	250
HAA 8D	9/15/2021	SODIUM	NA	6170	ug/L			80	250
HAA 2B	9/15/2021	SODIUM	NA	5990	ug/L			80	250
HAA 9D	2/5/2021	SODIUM	NA	5970	ug/L			80	250
HAA 14B	2/2/2021	SODIUM	NA	5720	ug/L			80	250
HAA 15D	9/21/2021	SODIUM	NA	5700	ug/L			80	250
HAA 9D	9/15/2021	SODIUM	NA	5470	ug/L			80	250
HAA 1D	2/3/2021	SODIUM	NA	4960	ug/L			80	250
HAA020D	2/5/2021	SODIUM	NA	4790	ug/L			80	250
HAA 12D	9/16/2021	SODIUM	NA	4750	ug/L			80	250
HAA020D	9/20/2021	SODIUM	NA	4680	ug/L			80	250
HAA 12D	2/5/2021	SODIUM	NA	4600	ug/L			80	250
HAA021D	2/5/2021	SODIUM	NA	4530	ug/L			80	250
HAA 4B	2/2/2021	SODIUM	NA	4260	ug/L			80	250
HAA 9C	9/15/2021	SODIUM	NA	4240	ug/L			80	250
HAA 9C	2/5/2021	SODIUM	NA	4060	ug/L			80	250
HAA017D	2/2/2021	SODIUM	NA	4000	ug/L			80	250
HAA021D	9/21/2021	SODIUM	NA	4000	ug/L			80	250
HAA 13B	2/5/2021	SODIUM	NA	3910	ug/L			80	250
HAA 12C	2/5/2021	SODIUM	NA	3900	ug/L			80	250
HAA 13C	9/16/2021	SODIUM	NA	3880	ug/L			80	250
HAA018D	2/2/2021	SODIUM	NA	3870	ug/L			80	250
HAA 11B	2/5/2021	SODIUM	NA	3830	ug/L			80	250

Bold indicates result exceeds the MCL/RSL/PRG, results qualified with a "U" are not bolded because the analyte was not detected.  
a Regional Screening Level b Preliminary Remediation Goal

Well Name	Collection Date	Analyte	MCL	Result	Units	Lab Qualifier	Review Qualifier	Detection Limit	Quantitation Limit (SQL)
HAA 12C	9/16/2021	SODIUM	NA	3800	ug/L			80	250
HAA 13B	9/16/2021	SODIUM	NA	3740	ug/L			80	250
HAA 4B	9/15/2021	SODIUM	NA	3700	ug/L			80	250
HAA 10B	3/2/2021	SODIUM	NA	3680	ug/L			80	250
HAA 15C	2/4/2021	SODIUM	NA	3650	ug/L			80	250
HAA 10C	9/16/2021	SODIUM	NA	3540	ug/L			80	250
HAA 10C	3/2/2021	SODIUM	NA	3500	ug/L			80	250
HAA 13D	2/5/2021	SODIUM	NA	3500	ug/L			80	250
HAA 15C	9/21/2021	SODIUM	NA	3500	ug/L			80	250
HAA 2D	2/3/2021	SODIUM	NA	3480	ug/L			80	250
HAA 10B	3/2/2021	SODIUM	NA	3390	ug/L			80	250
HAA 7C	2/5/2021	SODIUM	NA	3350	ug/L			80	250
HAA 11B	9/16/2021	SODIUM	NA	3300	ug/L			80	250
HAA017D	9/21/2021	SODIUM	NA	3290	ug/L			80	250
HAA018C	9/21/2021	SODIUM	NA	3190	ug/L			80	250
HAA 10B	9/16/2021	SODIUM	NA	3120	ug/L			80	250
HAA 10B	9/16/2021	SODIUM	NA	3120	ug/L			80	250
HAA 14C	2/2/2021	SODIUM	NA	3100	ug/L	J		50	100
HAA 13D	9/16/2021	SODIUM	NA	3090	ug/L			80	250
HAA020C	9/20/2021	SODIUM	NA	3050	ug/L			80	250
HAA 14B	9/16/2021	SODIUM	NA	3040	ug/L			80	250
HAA021C	2/5/2021	SODIUM	NA	3040	ug/L			80	250
HAA020C	2/5/2021	SODIUM	NA	3030	ug/L			80	250
HAA 14D	2/2/2021	SODIUM	NA	2960	ug/L			80	250
HAA 7B	2/5/2021	SODIUM	NA	2890	ug/L			80	250
HAA 9B	2/5/2021	SODIUM	NA	2870	ug/L			80	250
HAA021C	9/21/2021	SODIUM	NA	2830	ug/L			80	250
HAA 13C	2/5/2021	SODIUM	NA	2730	ug/L			80	250
HAA 1A	2/3/2021	SODIUM	NA	2650	ug/L			80	250
HAA 15B	2/4/2021	SODIUM	NA	2600	ug/L			80	250
HAA 15B	9/16/2021	SODIUM	NA	2560	ug/L			80	250
HAA 2D	9/15/2021	SODIUM	NA	2530	ug/L			80	250
HAA 1C	2/3/2021	SODIUM	NA	2500	ug/L			80	250
HAA 14D	9/16/2021	SODIUM	NA	2500	ug/L			80	250
HAA 7C	9/15/2021	SODIUM	NA	2490	ug/L			80	250
HAA 9B	9/15/2021	SODIUM	NA	2470	ug/L			80	250
HAA 4D	2/2/2021	SODIUM	NA	2390	ug/L			80	250
HAA 14C	2/2/2021	SODIUM	NA	2350	ug/L			80	250
HAA 1D	9/16/2021	SODIUM	NA	2320	ug/L			80	250
HAA 11C	2/5/2021	SODIUM	NA	2320	ug/L			80	250
HAA 7D	9/15/2021	SODIUM	NA	2280	ug/L			80	250
HAA019C	2/5/2021	SODIUM	NA	2220	ug/L			80	250
HAA 4D	9/15/2021	SODIUM	NA	2200	ug/L			80	250
HAA019C	9/16/2021	SODIUM	NA	2200	ug/L			80	250
HAA 11C	9/16/2021	SODIUM	NA	2190	ug/L			80	250
HAA 2C	2/3/2021	SODIUM	NA	2170	ug/L			80	250
HAA 7D	2/5/2021	SODIUM	NA	2160	ug/L			80	250
HAA 1A	9/14/2021	SODIUM	NA	2130	ug/L		J	80	250
HAA 14C	9/21/2021	SODIUM	NA	2090	ug/L			80	250
HAA 1C	9/14/2021	SODIUM	NA	2080	ug/L		J	80	250
HAA018C	2/2/2021	SODIUM	NA	2080	ug/L			80	250
HAA018C	2/2/2021	SODIUM	NA	2060	ug/L			80	250
HAA 8B	2/5/2021	SODIUM	NA	2050	ug/L			80	250
HAA 11D	9/16/2021	SODIUM	NA	2030	ug/L			80	250
HAA017C	2/2/2021	SODIUM	NA	2010	ug/L			80	250
HAA 14C	9/21/2021	SODIUM	NA	1960	ug/L	J	J	630	2000
HAA 4C	2/2/2021	SODIUM	NA	1910	ug/L			80	250
HAA 8B	2/5/2021	SODIUM	NA	1900	ug/L		J	50	100
HAA 8B	9/15/2021	SODIUM	NA	1870	ug/L			80	250
HAA 2C	9/15/2021	SODIUM	NA	1810	ug/L			80	250
HAA017C	9/21/2021	SODIUM	NA	1800	ug/L			80	250
HAA 8B	9/15/2021	SODIUM	NA	1740	ug/L	J	J	630	2000
HAA018C	9/21/2021	SODIUM	NA	1740	ug/L			80	250
HAA018D	9/21/2021	SODIUM	NA	1730	ug/L			80	250
HAA 4C	9/15/2021	SODIUM	NA	1700	ug/L			80	250
HAA 11D	2/5/2021	SODIUM	NA	1410	ug/L			80	250
HAA 12B	9/16/2021	SPECIFIC CONDUCTANCE	NA	1564	uS/cm				
HAA 13C	9/16/2021	SPECIFIC CONDUCTANCE	NA	408	uS/cm				
HAA 12B	2/5/2021	SPECIFIC CONDUCTANCE	NA	368	uS/cm				

Bold indicates result exceeds the MCL/RSL/PRG, results qualified with a "U" are not bolded because the analyte was not detected.

a Regional Screening Level b Preliminary Remediation Goal

Well Name	Collection Date	Analyte	MCL	Result	Units	Lab Qualifier	Review Qualifier	Detection Limit	Quantitation Limit (SQL)
HAA 11B	2/5/2021	SPECIFIC CONDUCTANCE	NA	308	uS/cm				
HAA 4B	9/15/2021	SPECIFIC CONDUCTANCE	NA	292	uS/cm				
HAA 9B	2/5/2021	SPECIFIC CONDUCTANCE	NA	227	uS/cm				
HAA 9B	9/15/2021	SPECIFIC CONDUCTANCE	NA	206	uS/cm				
HAA 1A	9/14/2021	SPECIFIC CONDUCTANCE	NA	195	uS/cm				
HAA 11B	9/16/2021	SPECIFIC CONDUCTANCE	NA	195	uS/cm				
HAA 14B	2/2/2021	SPECIFIC CONDUCTANCE	NA	193	uS/cm				
HAA 14B	9/16/2021	SPECIFIC CONDUCTANCE	NA	193	uS/cm				
HAA 10B	9/16/2021	SPECIFIC CONDUCTANCE	NA	185	uS/cm				
HAA 1A	2/3/2021	SPECIFIC CONDUCTANCE	NA	172	uS/cm				
HAA 10B	3/2/2021	SPECIFIC CONDUCTANCE	NA	171	uS/cm				
HAA 13B	9/16/2021	SPECIFIC CONDUCTANCE	NA	151	uS/cm				
HAA 4B	2/2/2021	SPECIFIC CONDUCTANCE	NA	140	uS/cm				
HAA 13B	2/5/2021	SPECIFIC CONDUCTANCE	NA	131	uS/cm				
HAA 13C	2/5/2021	SPECIFIC CONDUCTANCE	NA	130	uS/cm				
HAA019C	9/16/2021	SPECIFIC CONDUCTANCE	NA	125	uS/cm				
HAA019C	2/5/2021	SPECIFIC CONDUCTANCE	NA	124	uS/cm				
HAA 4C	9/15/2021	SPECIFIC CONDUCTANCE	NA	119	uS/cm				
HAA 4C	2/2/2021	SPECIFIC CONDUCTANCE	NA	116	uS/cm				
HAA 14C	9/21/2021	SPECIFIC CONDUCTANCE	NA	116	uS/cm				
HAA 14C	2/2/2021	SPECIFIC CONDUCTANCE	NA	113	uS/cm				
HAA 2B	2/3/2021	SPECIFIC CONDUCTANCE	NA	104	uS/cm				
HAA 1C	2/3/2021	SPECIFIC CONDUCTANCE	NA	88	uS/cm				
HAA 1C	9/14/2021	SPECIFIC CONDUCTANCE	NA	88	uS/cm				
HAA 2B	9/15/2021	SPECIFIC CONDUCTANCE	NA	87	uS/cm				
HAA 4D	2/2/2021	SPECIFIC CONDUCTANCE	NA	85	uS/cm				
HAA 4D	9/15/2021	SPECIFIC CONDUCTANCE	NA	83	uS/cm				
HAA 10D	3/2/2021	SPECIFIC CONDUCTANCE	NA	82	uS/cm				
HAA 10D	9/16/2021	SPECIFIC CONDUCTANCE	NA	81	uS/cm				
HAA020C	9/20/2021	SPECIFIC CONDUCTANCE	NA	81	uS/cm				
HAA 15B	9/16/2021	SPECIFIC CONDUCTANCE	NA	62	uS/cm				
HAA 7C	9/15/2021	SPECIFIC CONDUCTANCE	NA	61	uS/cm				
HAA 8D	9/15/2021	SPECIFIC CONDUCTANCE	NA	60	uS/cm				
HAA 15B	2/4/2021	SPECIFIC CONDUCTANCE	NA	60	uS/cm				
HAA 1D	2/3/2021	SPECIFIC CONDUCTANCE	NA	59	uS/cm				
HAA019D	2/5/2021	SPECIFIC CONDUCTANCE	NA	59	uS/cm				
HAA 8C	2/5/2021	SPECIFIC CONDUCTANCE	NA	58	uS/cm				
HAA 8C	9/15/2021	SPECIFIC CONDUCTANCE	NA	57	uS/cm				
HAA 7C	2/5/2021	SPECIFIC CONDUCTANCE	NA	56	uS/cm				
HAA019D	9/16/2021	SPECIFIC CONDUCTANCE	NA	54	uS/cm				
HAA 8D	2/5/2021	SPECIFIC CONDUCTANCE	NA	53	uS/cm				
HAA 11C	2/5/2021	SPECIFIC CONDUCTANCE	NA	53	uS/cm				
HAA 9C	2/5/2021	SPECIFIC CONDUCTANCE	NA	52	uS/cm				
HAA 9C	9/15/2021	SPECIFIC CONDUCTANCE	NA	52	uS/cm				
HAA 12C	2/5/2021	SPECIFIC CONDUCTANCE	NA	52	uS/cm				
HAA 12C	9/16/2021	SPECIFIC CONDUCTANCE	NA	52	uS/cm				
HAA 7B	9/15/2021	SPECIFIC CONDUCTANCE	NA	50	uS/cm				
HAA 11D	2/5/2021	SPECIFIC CONDUCTANCE	NA	49	uS/cm				
HAA 7D	9/15/2021	SPECIFIC CONDUCTANCE	NA	48	uS/cm				
HAA 10C	3/2/2021	SPECIFIC CONDUCTANCE	NA	48	uS/cm				
HAA 11C	9/16/2021	SPECIFIC CONDUCTANCE	NA	48	uS/cm				
HAA 11D	9/16/2021	SPECIFIC CONDUCTANCE	NA	48	uS/cm				
HAA 7D	2/5/2021	SPECIFIC CONDUCTANCE	NA	47	uS/cm				
HAA 15D	2/4/2021	SPECIFIC CONDUCTANCE	NA	47	uS/cm				
HAA 10C	9/16/2021	SPECIFIC CONDUCTANCE	NA	46	uS/cm				
HAA 15D	9/21/2021	SPECIFIC CONDUCTANCE	NA	46	uS/cm				
HAA 15C	2/4/2021	SPECIFIC CONDUCTANCE	NA	44	uS/cm				
HAA 7B	2/5/2021	SPECIFIC CONDUCTANCE	NA	42	uS/cm				
HAA 12D	2/5/2021	SPECIFIC CONDUCTANCE	NA	42	uS/cm				
HAA 1D	9/16/2021	SPECIFIC CONDUCTANCE	NA	41	uS/cm				
HAA 9D	2/5/2021	SPECIFIC CONDUCTANCE	NA	41	uS/cm				
HAA 15C	9/21/2021	SPECIFIC CONDUCTANCE	NA	41	uS/cm				
HAA021D	2/5/2021	SPECIFIC CONDUCTANCE	NA	41	uS/cm				
HAA018D	9/21/2021	SPECIFIC CONDUCTANCE	NA	40	uS/cm				
HAA 9D	9/15/2021	SPECIFIC CONDUCTANCE	NA	39	uS/cm				
HAA 12D	9/16/2021	SPECIFIC CONDUCTANCE	NA	39	uS/cm				
HAA018D	2/2/2021	SPECIFIC CONDUCTANCE	NA	39	uS/cm				
HAA021D	9/21/2021	SPECIFIC CONDUCTANCE	NA	39	uS/cm				
HAA 8B	2/5/2021	SPECIFIC CONDUCTANCE	NA	38	uS/cm				

Bold indicates result exceeds the MCL/RSL/PRG, results qualified with a "U" are not bolded because the analyte was not detected.  
a Regional Screening Level b Preliminary Remediation Goal

Well Name	Collection Date	Analyte	MCL	Result	Units	Lab Qualifier	Review Qualifier	Detection Limit	Quantitation Limit (SQL)
HAA020D	2/5/2021	SPECIFIC CONDUCTANCE	NA	38	uS/cm				
HAA 8B	9/15/2021	SPECIFIC CONDUCTANCE	NA	36	uS/cm				
HAA017D	2/2/2021	SPECIFIC CONDUCTANCE	NA	36	uS/cm				
HAA020D	9/20/2021	SPECIFIC CONDUCTANCE	NA	36	uS/cm				
HAA 13D	9/16/2021	SPECIFIC CONDUCTANCE	NA	35	uS/cm				
HAA 13D	2/5/2021	SPECIFIC CONDUCTANCE	NA	34	uS/cm				
HAA017D	9/21/2021	SPECIFIC CONDUCTANCE	NA	34	uS/cm				
HAA020C	2/5/2021	SPECIFIC CONDUCTANCE	NA	34	uS/cm				
HAA 14D	9/16/2021	SPECIFIC CONDUCTANCE	NA	32	uS/cm				
HAA 2D	9/15/2021	SPECIFIC CONDUCTANCE	NA	31	uS/cm				
HAA 14D	2/2/2021	SPECIFIC CONDUCTANCE	NA	31	uS/cm				
HAA 2D	2/3/2021	SPECIFIC CONDUCTANCE	NA	29	uS/cm				
HAA017C	2/2/2021	SPECIFIC CONDUCTANCE	NA	29	uS/cm				
HAA017C	9/21/2021	SPECIFIC CONDUCTANCE	NA	28	uS/cm				
HAA018C	2/2/2021	SPECIFIC CONDUCTANCE	NA	27	uS/cm				
HAA021C	9/21/2021	SPECIFIC CONDUCTANCE	NA	26	uS/cm				
HAA018C	9/21/2021	SPECIFIC CONDUCTANCE	NA	25	uS/cm				
HAA021C	2/5/2021	SPECIFIC CONDUCTANCE	NA	25	uS/cm				
HAA 2C	2/3/2021	SPECIFIC CONDUCTANCE	NA	20	uS/cm				
HAA 2C	9/15/2021	SPECIFIC CONDUCTANCE	NA	20	uS/cm				
HAA 12B	9/16/2021	TECHNETIUM-99	900	68	pCi/L	J	J	33.9	77.7
HAA 12B	9/16/2021	TECHNETIUM-99	900	65.5	pCi/L	J	J	37.2	84.8
HAA 12B	2/5/2021	TECHNETIUM-99	900	33.1	pCi/L			7.05	17.1
HAA020D	9/20/2021	TECHNETIUM-99	900	25.9	pCi/L	U	U	34.1	75.3
HAA 15D	9/21/2021	TECHNETIUM-99	900	22.9	pCi/L	U	U	32.5	71.7
HAA 10D	3/2/2021	TECHNETIUM-99	900	20.3	pCi/L			8	19.2
HAA 10D	9/16/2021	TECHNETIUM-99	900	20.1	pCi/L	U	U	34.6	76
HAA018D	9/21/2021	TECHNETIUM-99	900	19.1	pCi/L	U	U	32.8	72
HAA 10C	9/16/2021	TECHNETIUM-99	900	18.3	pCi/L	U	U	37.3	81.5
HAA 10B	9/16/2021	TECHNETIUM-99	900	17.3	pCi/L	U	U	35.3	77.3
HAA 11B	9/16/2021	TECHNETIUM-99	900	16.5	pCi/L	U	U	39.6	86.4
HAA 8B	9/15/2021	TECHNETIUM-99	900	15	pCi/L	U	U	34.2	74.6
HAA 7B	9/15/2021	TECHNETIUM-99	900	14.6	pCi/L	U	U	32.4	70.8
HAA 11C	9/16/2021	TECHNETIUM-99	900	14	pCi/L	U	U	33.9	73.9
HAA 15C	9/21/2021	TECHNETIUM-99	900	13.8	pCi/L	U	U	29.3	64.1
HAA018C	9/21/2021	TECHNETIUM-99	900	13.3	pCi/L	U	U	32.1	69.9
HAA 15C	2/4/2021	TECHNETIUM-99	900	10.7	pCi/L	J	J	6.99	16.1
HAA019C	9/16/2021	TECHNETIUM-99	900	10.6	pCi/L	U	U	35.5	77.1
HAA 15C	2/4/2021	TECHNETIUM-99	900	9.43	pCi/L	J	J	8.42	18.9
HAA 12D	9/16/2021	TECHNETIUM-99	900	9.28	pCi/L	U	U	34.3	74.5
HAA017D	9/21/2021	TECHNETIUM-99	900	8.66	pCi/L	U	U	32.4	70.2
HAA017C	9/21/2021	TECHNETIUM-99	900	8.31	pCi/L	U	U	31.7	68.7
HAA 2C	9/15/2021	TECHNETIUM-99	900	8.18	pCi/L	U	U	34	73.8
HAA 14B	9/16/2021	TECHNETIUM-99	900	8.11	pCi/L	U	U	36.6	79.4
HAA 9C	9/15/2021	TECHNETIUM-99	900	7.8	pCi/L	U	U	33.7	73.1
HAA 1D	9/16/2021	TECHNETIUM-99	900	7.54	pCi/L	U	U	32.7	70.9
HAA 13B	9/16/2021	TECHNETIUM-99	900	7.09	pCi/L	U	U	35.4	76.6
HAA 12C	9/16/2021	TECHNETIUM-99	900	6.88	pCi/L	U	U	34	73.6
HAA 7D	9/15/2021	TECHNETIUM-99	900	6.87	pCi/L	U	U	35.7	77.3
HAA 2D	9/15/2021	TECHNETIUM-99	900	6.55	pCi/L	U	U	32.7	70.9
HAA 12C	2/5/2021	TECHNETIUM-99	900	6.26	pCi/L	U	U	8.37	18.4
HAA020C	9/20/2021	TECHNETIUM-99	900	5.75	pCi/L	U	U	36.1	78.1
HAA018C	9/21/2021	TECHNETIUM-99	900	4.9	pCi/L	U	U	30.7	66.3
HAA 14C	9/21/2021	TECHNETIUM-99	900	4.24	pCi/L	U	U	31.5	68.1
HAA 15B	9/16/2021	TECHNETIUM-99	900	3.98	pCi/L	U	U	34.3	74.1
HAA 10B	3/2/2021	TECHNETIUM-99	900	3.9	pCi/L	U	U	7.57	16.6
HAA 15B	2/4/2021	TECHNETIUM-99	900	3.76	pCi/L	U	U	7.52	16.4
HAA 2B	9/15/2021	TECHNETIUM-99	900	3.5	pCi/L	U	U	35.2	76
HAA 8B	9/15/2021	TECHNETIUM-99	900	2.16	pCi/L	J	U	5.02	11
HAA 12D	2/5/2021	TECHNETIUM-99	900	1.79	pCi/L	U	U	7.83	17.1
HAA 4B	9/15/2021	TECHNETIUM-99	900	1.77	pCi/L	U	U	32.9	70.9
HAA 8D	2/5/2021	TECHNETIUM-99	900	1.53	pCi/L	U	U	6.47	14.1
HAA018C	2/2/2021	TECHNETIUM-99	900	1.47	pCi/L	U	U	7.6	16.5
HAA 1A	2/3/2021	TECHNETIUM-99	900	1.39	pCi/L	U	U	7.66	16.7
HAA018C	2/2/2021	TECHNETIUM-99	900	1.27	pCi/L	U	U	7.43	16.2
HAA017C	2/2/2021	TECHNETIUM-99	900	0.968	pCi/L	U	U	7.22	15.7
HAA 14C	9/21/2021	TECHNETIUM-99	900	0.885	pCi/L	U	U	5	10.9
HAA021C	9/21/2021	TECHNETIUM-99	900	0.782	pCi/L	U	U	28.9	62.1
HAA 9C	2/5/2021	TECHNETIUM-99	900	0.736	pCi/L	U	U	6.04	13.1

Bold indicates result exceeds the MCL/RSL/PRG, results qualified with a "U" are not bolded because the analyte was not detected.

a Regional Screening Level b Preliminary Remediation Goal

Well Name	Collection Date	Analyte	MCL	Result	Units	Lab Qualifier	Review Qualifier	Detection Limit	Quantitation Limit (SQL)
HAA 9B	9/15/2021	TECHNETIUM-99	900	0.699	pCi/L	U	U	32.4	69.6
HAA 9D	2/5/2021	TECHNETIUM-99	900	0.666	pCi/L	U	U	6.07	13.1
HAA 11B	2/5/2021	TECHNETIUM-99	900	0.659	pCi/L	U	U	6.78	14.7
HAA 14D	9/16/2021	TECHNETIUM-99	900	0.648	pCi/L	U	U	33.8	72.8
HAA 4D	9/15/2021	TECHNETIUM-99	900	0.567	pCi/L	U	U	32.4	69.8
HAA 7D	2/5/2021	TECHNETIUM-99	900	0.451	pCi/L	U	U	6.03	13
HAA 4B	2/2/2021	TECHNETIUM-99	900	0.315	pCi/L	U	U	7.46	16.2
HAA 8B	2/5/2021	TECHNETIUM-99	900	0.171	pCi/L	U	U	2.27	4.91
HAA 2B	2/3/2021	TECHNETIUM-99	900	-0.0231	pCi/L	U	U	7.64	16.6
HAA 14D	2/2/2021	TECHNETIUM-99	900	-0.0824	pCi/L	U	U	7.08	15.3
HAA 13D	2/5/2021	TECHNETIUM-99	900	-0.172	pCi/L	U	U	6.17	13.3
HAA 15D	2/4/2021	TECHNETIUM-99	900	-0.194	pCi/L	U	U	6.89	14.6
HAA 1A	2/3/2021	TECHNETIUM-99	900	-0.221	pCi/L	U	U	7.58	16.4
HAA 14C	2/2/2021	TECHNETIUM-99	900	-0.422	pCi/L	U	U	1.97	4.21
HAA017D	2/2/2021	TECHNETIUM-99	900	-0.46	pCi/L	U	U	8.14	17.6
HAA021D	9/21/2021	TECHNETIUM-99	900	-0.518	pCi/L	U	U	32.6	70
HAA 11C	2/5/2021	TECHNETIUM-99	900	-0.54	pCi/L	U	U	6.08	13.1
HAA 7C	2/5/2021	TECHNETIUM-99	900	-0.799	pCi/L	U	U	5.91	12.7
HAA 13B	2/5/2021	TECHNETIUM-99	900	-0.902	pCi/L	U	U	6.44	13.8
HAA 1D	2/3/2021	TECHNETIUM-99	900	-0.925	pCi/L	U	U	7.38	16
HAA 14B	2/2/2021	TECHNETIUM-99	900	-1.15	pCi/L	U	U	7.65	16.5
HAA 10C	3/2/2021	TECHNETIUM-99	900	-1.19	pCi/L	U	U	8.33	17.6
HAA 9B	2/5/2021	TECHNETIUM-99	900	-1.22	pCi/L	U	U	6.14	13.2
HAA 10B	3/2/2021	TECHNETIUM-99	900	-1.33	pCi/L	U	U	8.5	18
HAA 4D	2/2/2021	TECHNETIUM-99	900	-1.57	pCi/L	U	U	7.21	15.6
HAA 2D	2/3/2021	TECHNETIUM-99	900	-1.69	pCi/L	U	U	7.52	16.2
HAA 8C	9/15/2021	TECHNETIUM-99	900	-2.13	pCi/L	U	U	31.8	68.2
HAA 4C	2/2/2021	TECHNETIUM-99	900	-2.2	pCi/L	U	U	7.6	16.4
HAA 14C	2/2/2021	TECHNETIUM-99	900	-2.42	pCi/L	U	U	7.71	16.6
HAA 8C	2/5/2021	TECHNETIUM-99	900	-2.53	pCi/L	U	U	5.82	12.4
HAA 11D	9/16/2021	TECHNETIUM-99	900	-2.58	pCi/L	U	U	35.4	76
HAA 2D	9/15/2021	TECHNETIUM-99	900	-2.77	pCi/L	U	U	33.5	71.7
HAA 11D	2/5/2021	TECHNETIUM-99	900	-2.88	pCi/L	U	U	7.48	16.1
HAA 13C	2/5/2021	TECHNETIUM-99	900	-3.32	pCi/L	U	U	7.77	16.7
HAA 1C	2/3/2021	TECHNETIUM-99	900	-3.51	pCi/L	U	U	7.87	16.9
HAA020C	2/5/2021	TECHNETIUM-99	900	-3.57	pCi/L	U	U	7.68	16
HAA 4C	9/15/2021	TECHNETIUM-99	900	-3.74	pCi/L	U	U	32.1	68.7
HAA019D	9/16/2021	TECHNETIUM-99	900	-3.9	pCi/L	U	U	33.1	70.9
HAA021C	2/5/2021	TECHNETIUM-99	900	-3.96	pCi/L	U	U	7.37	15.3
HAA 2C	2/3/2021	TECHNETIUM-99	900	-4.03	pCi/L	U	U	7.5	16.1
HAA018D	2/2/2021	TECHNETIUM-99	900	-4.17	pCi/L	U	U	7.64	16.4
HAA020D	2/5/2021	TECHNETIUM-99	900	-4.27	pCi/L	U	U	7.35	15.2
HAA 8D	9/15/2021	TECHNETIUM-99	900	-4.41	pCi/L	U	U	32.4	69.4
HAA 8B	2/5/2021	TECHNETIUM-99	900	-4.63	pCi/L	U	U	7.68	16.5
HAA019D	2/5/2021	TECHNETIUM-99	900	-4.66	pCi/L	U	U	8.1	17.4
HAA020C	2/5/2021	TECHNETIUM-99	900	-4.7	pCi/L	U	U	7.72	15.9
HAA 13D	9/16/2021	TECHNETIUM-99	900	-4.75	pCi/L	U	U	33.2	70.8
HAA 13C	9/16/2021	TECHNETIUM-99	900	-5.68	pCi/L	U	U	35	74.8
HAA019C	2/5/2021	TECHNETIUM-99	900	-5.69	pCi/L	U	U	8.5	18.2
HAA 10B	3/2/2021	TECHNETIUM-99	900	-5.89	pCi/L	U	U	9.14	18.9
HAA021D	2/5/2021	TECHNETIUM-99	900	-6.09	pCi/L	U	U	7.83	16.1
HAA 7B	2/5/2021	TECHNETIUM-99	900	-6.81	pCi/L	U	U	8.87	19
HAA 10B	9/16/2021	TECHNETIUM-99	900	-6.86	pCi/L	U	U	34.9	74.5
HAA 7B	2/5/2021	TECHNETIUM-99	900	-6.92	pCi/L	U	U	8.12	17.3
HAA 9D	9/15/2021	TECHNETIUM-99	900	-9.38	pCi/L	U	U	36.3	77.3
HAA 7C	9/15/2021	TECHNETIUM-99	900	-9.89	pCi/L	U	U	34.8	74
HAA 1C	9/14/2021	TECHNETIUM-99	900	-18.6	pCi/L	U	U	32.2	67.4
HAA 1A	9/14/2021	TECHNETIUM-99	900	-21.8	pCi/L	U	U	31.9	66.5
HAA 12B	9/16/2021	TOTAL ALKALINITY (AS CaCO3)	NA	256	mg/L				
HAA 13B	9/16/2021	TOTAL ALKALINITY (AS CaCO3)	NA	133	mg/L				
HAA 11B	2/5/2021	TOTAL ALKALINITY (AS CaCO3)	NA	128	mg/L				
HAA 9B	2/5/2021	TOTAL ALKALINITY (AS CaCO3)	NA	108	mg/L				
HAA 1A	2/3/2021	TOTAL ALKALINITY (AS CaCO3)	NA	99	mg/L				
HAA 13C	9/16/2021	TOTAL ALKALINITY (AS CaCO3)	NA	93	mg/L				
HAA 9B	9/15/2021	TOTAL ALKALINITY (AS CaCO3)	NA	91	mg/L				
HAA 14B	9/16/2021	TOTAL ALKALINITY (AS CaCO3)	NA	85	mg/L				
HAA 4B	9/15/2021	TOTAL ALKALINITY (AS CaCO3)	NA	77	mg/L				
HAA 10B	9/16/2021	TOTAL ALKALINITY (AS CaCO3)	NA	77	mg/L				
HAA 14B	2/2/2021	TOTAL ALKALINITY (AS CaCO3)	NA	72	mg/L				

Bold indicates result exceeds the MCL/RSL/PRG, results qualified with a "U" are not bolded because the analyte was not detected.  
a Regional Screening Level b Preliminary Remediation Goal

Well Name	Collection Date	Analyte	MCL	Result	Units	Lab Qualifier	Review Qualifier	Detection Limit	Quantitation Limit (SQL)
HAA020C	9/20/2021	TOTAL ALKALINITY (AS CaCO3)	NA	70	mg/L				
HAA 12B	2/5/2021	TOTAL ALKALINITY (AS CaCO3)	NA	65	mg/L				
HAA 13B	2/5/2021	TOTAL ALKALINITY (AS CaCO3)	NA	64	mg/L				
HAA 4C	9/15/2021	TOTAL ALKALINITY (AS CaCO3)	NA	58	mg/L				
HAA 13C	2/5/2021	TOTAL ALKALINITY (AS CaCO3)	NA	58	mg/L				
HAA 11B	9/16/2021	TOTAL ALKALINITY (AS CaCO3)	NA	55	mg/L				
HAA019C	2/5/2021	TOTAL ALKALINITY (AS CaCO3)	NA	53	mg/L				
HAA 4C	2/2/2021	TOTAL ALKALINITY (AS CaCO3)	NA	49	mg/L				
HAA 10B	3/2/2021	TOTAL ALKALINITY (AS CaCO3)	NA	49	mg/L				
HAA019C	9/16/2021	TOTAL ALKALINITY (AS CaCO3)	NA	48	mg/L				
HAA 4B	2/2/2021	TOTAL ALKALINITY (AS CaCO3)	NA	47	mg/L				
HAA 14C	9/21/2021	TOTAL ALKALINITY (AS CaCO3)	NA	47	mg/L				
HAA 1A	9/14/2021	TOTAL ALKALINITY (AS CaCO3)	NA	39	mg/L				
HAA 14C	2/2/2021	TOTAL ALKALINITY (AS CaCO3)	NA	38	mg/L				
HAA 1C	2/3/2021	TOTAL ALKALINITY (AS CaCO3)	NA	37	mg/L				
HAA 2B	9/15/2021	TOTAL ALKALINITY (AS CaCO3)	NA	33	mg/L				
HAA 15B	9/16/2021	TOTAL ALKALINITY (AS CaCO3)	NA	30	mg/L				
HAA 1C	9/14/2021	TOTAL ALKALINITY (AS CaCO3)	NA	27	mg/L				
HAA 7C	9/15/2021	TOTAL ALKALINITY (AS CaCO3)	NA	24	mg/L				
HAA 15B	2/4/2021	TOTAL ALKALINITY (AS CaCO3)	NA	24	mg/L				
HAA 2B	2/3/2021	TOTAL ALKALINITY (AS CaCO3)	NA	23	mg/L				
HAA 11C	2/5/2021	TOTAL ALKALINITY (AS CaCO3)	NA	18	mg/L				
HAA 15C	9/21/2021	TOTAL ALKALINITY (AS CaCO3)	NA	16	mg/L				
HAA020C	2/5/2021	TOTAL ALKALINITY (AS CaCO3)	NA	15	mg/L				
HAA 7B	2/5/2021	TOTAL ALKALINITY (AS CaCO3)	NA	14	mg/L				
HAA 7B	9/15/2021	TOTAL ALKALINITY (AS CaCO3)	NA	12	mg/L				
HAA 7C	2/5/2021	TOTAL ALKALINITY (AS CaCO3)	NA	12	mg/L				
HAA021C	9/21/2021	TOTAL ALKALINITY (AS CaCO3)	NA	12	mg/L				
HAA 8B	2/5/2021	TOTAL ALKALINITY (AS CaCO3)	NA	11	mg/L				
HAA 2C	2/3/2021	TOTAL ALKALINITY (AS CaCO3)	NA	10	mg/L				
HAA 12D	2/5/2021	TOTAL ALKALINITY (AS CaCO3)	NA	10	mg/L				
HAA 9C	2/5/2021	TOTAL ALKALINITY (AS CaCO3)	NA	9	mg/L				
HAA 10C	9/16/2021	TOTAL ALKALINITY (AS CaCO3)	NA	8	mg/L				
HAA 11C	9/16/2021	TOTAL ALKALINITY (AS CaCO3)	NA	8	mg/L				
HAA 11D	2/5/2021	TOTAL ALKALINITY (AS CaCO3)	NA	8	mg/L				
HAA 15C	2/4/2021	TOTAL ALKALINITY (AS CaCO3)	NA	8	mg/L				
HAA017C	2/2/2021	TOTAL ALKALINITY (AS CaCO3)	NA	7	mg/L				
HAA 14D	9/16/2021	TOTAL ALKALINITY (AS CaCO3)	NA	6	mg/L				
HAA018C	2/2/2021	TOTAL ALKALINITY (AS CaCO3)	NA	6	mg/L				
HAA018D	2/2/2021	TOTAL ALKALINITY (AS CaCO3)	NA	6	mg/L				
HAA021D	9/21/2021	TOTAL ALKALINITY (AS CaCO3)	NA	6	mg/L				
HAA 9C	9/15/2021	TOTAL ALKALINITY (AS CaCO3)	NA	5	mg/L				
HAA 9D	2/5/2021	TOTAL ALKALINITY (AS CaCO3)	NA	5	mg/L				
HAA 10C	3/2/2021	TOTAL ALKALINITY (AS CaCO3)	NA	5	mg/L				
HAA020D	2/5/2021	TOTAL ALKALINITY (AS CaCO3)	NA	5	mg/L				
HAA 8B	9/15/2021	TOTAL ALKALINITY (AS CaCO3)	NA	4	mg/L				
HAA020D	9/20/2021	TOTAL ALKALINITY (AS CaCO3)	NA	4	mg/L				
HAA017D	2/2/2021	TOTAL ALKALINITY (AS CaCO3)	NA	3	mg/L				
HAA 1D	9/16/2021	TOTAL ALKALINITY (AS CaCO3)	NA	2	mg/L				
HAA 9D	9/15/2021	TOTAL ALKALINITY (AS CaCO3)	NA	2	mg/L				
HAA 12C	9/16/2021	TOTAL ALKALINITY (AS CaCO3)	NA	2	mg/L				
HAA 13D	9/16/2021	TOTAL ALKALINITY (AS CaCO3)	NA	2	mg/L				
HAA 2C	9/15/2021	TOTAL ALKALINITY (AS CaCO3)	NA	1	mg/L				
HAA 4D	2/2/2021	TOTAL ALKALINITY (AS CaCO3)	NA	1	mg/L				
HAA 1D	2/3/2021	TOTAL ALKALINITY (AS CaCO3)	NA	0	mg/L				
HAA 2D	2/3/2021	TOTAL ALKALINITY (AS CaCO3)	NA	0	mg/L				
HAA 2D	9/15/2021	TOTAL ALKALINITY (AS CaCO3)	NA	0	mg/L				
HAA 4D	9/15/2021	TOTAL ALKALINITY (AS CaCO3)	NA	0	mg/L				
HAA 7D	2/5/2021	TOTAL ALKALINITY (AS CaCO3)	NA	0	mg/L				
HAA 7D	9/15/2021	TOTAL ALKALINITY (AS CaCO3)	NA	0	mg/L				
HAA 8C	2/5/2021	TOTAL ALKALINITY (AS CaCO3)	NA	0	mg/L				
HAA 8C	9/15/2021	TOTAL ALKALINITY (AS CaCO3)	NA	0	mg/L				
HAA 8D	2/5/2021	TOTAL ALKALINITY (AS CaCO3)	NA	0	mg/L				
HAA 8D	9/15/2021	TOTAL ALKALINITY (AS CaCO3)	NA	0	mg/L				
HAA 10D	3/2/2021	TOTAL ALKALINITY (AS CaCO3)	NA	0	mg/L				
HAA 10D	9/16/2021	TOTAL ALKALINITY (AS CaCO3)	NA	0	mg/L				
HAA 11D	9/16/2021	TOTAL ALKALINITY (AS CaCO3)	NA	0	mg/L				
HAA 12C	2/5/2021	TOTAL ALKALINITY (AS CaCO3)	NA	0	mg/L				
HAA 12D	9/16/2021	TOTAL ALKALINITY (AS CaCO3)	NA	0	mg/L				

Bold indicates result exceeds the MCL/RSL/PRG, results qualified with a "U" are not bolded because the analyte was not detected.  
a Regional Screening Level b Preliminary Remediation Goal

Well Name	Collection Date	Analyte	MCL	Result	Units	Lab Qualifier	Review Qualifier	Detection Limit	Quantitation Limit (SQL)
HAA 13D	2/5/2021	TOTAL ALKALINITY (AS CaCO3)	NA	0	mg/L				
HAA 14D	2/2/2021	TOTAL ALKALINITY (AS CaCO3)	NA	0	mg/L				
HAA 15D	2/4/2021	TOTAL ALKALINITY (AS CaCO3)	NA	0	mg/L				
HAA 15D	9/21/2021	TOTAL ALKALINITY (AS CaCO3)	NA	0	mg/L				
HAA017C	9/21/2021	TOTAL ALKALINITY (AS CaCO3)	NA	0	mg/L				
HAA017D	9/21/2021	TOTAL ALKALINITY (AS CaCO3)	NA	0	mg/L				
HAA018C	9/21/2021	TOTAL ALKALINITY (AS CaCO3)	NA	0	mg/L				
HAA018D	9/21/2021	TOTAL ALKALINITY (AS CaCO3)	NA	0	mg/L				
HAA019D	2/5/2021	TOTAL ALKALINITY (AS CaCO3)	NA	0	mg/L				
HAA019D	9/16/2021	TOTAL ALKALINITY (AS CaCO3)	NA	0	mg/L				
HAA021C	2/5/2021	TOTAL ALKALINITY (AS CaCO3)	NA	0	mg/L				
HAA021D	2/5/2021	TOTAL ALKALINITY (AS CaCO3)	NA	0	mg/L				
<b>HAA 12C</b>	<b>9/16/2021</b>	<b>TRITIUM</b>	<b>20</b>	<b>34.9</b>	<b>pCi/mL</b>			<b>0.469</b>	<b>2.69</b>
<b>HAA 12C</b>	<b>2/5/2021</b>	<b>TRITIUM</b>	<b>20</b>	<b>34.2</b>	<b>pCi/mL</b>			<b>0.431</b>	<b>2.64</b>
HAA 12D	2/5/2021	TRITIUM	20	8.49	pCi/mL			0.405	1.58
HAA 12D	9/16/2021	TRITIUM	20	7.84	pCi/mL			0.465	1.62
HAA 13D	9/16/2021	TRITIUM	20	7.49	pCi/mL			0.451	1.58
HAA 13D	2/5/2021	TRITIUM	20	7.49	pCi/mL			0.405	1.53
HAA 14D	2/2/2021	TRITIUM	20	7.16	pCi/mL			0.429	1.53
HAA 11D	2/5/2021	TRITIUM	20	6.68	pCi/mL			0.404	1.47
HAA 4D	9/15/2021	TRITIUM	20	6.54	pCi/mL			0.406	1.45
HAA 11D	9/16/2021	TRITIUM	20	6.43	pCi/mL			0.467	1.54
HAA 4D	2/2/2021	TRITIUM	20	5.86	pCi/mL			0.429	1.45
HAA 8D	2/5/2021	TRITIUM	20	5.69	pCi/mL			0.401	1.4
HAA 14D	9/16/2021	TRITIUM	20	5.64	pCi/mL			0.451	1.47
HAA 8D	9/15/2021	TRITIUM	20	5.54	pCi/mL			0.407	1.38
HAA 10D	3/2/2021	TRITIUM	20	5.5	pCi/mL			0.439	1.44
HAA 10D	9/16/2021	TRITIUM	20	5.45	pCi/mL			0.466	1.47
HAA 4B	9/15/2021	TRITIUM	20	4.98	pCi/mL			0.406	1.34
HAA 14D	9/16/2021	TRITIUM	20	4.91	pCi/mL			0.454	1.43
HAA 9D	9/15/2021	TRITIUM	20	4.85	pCi/mL			0.465	1.43
HAA 9D	2/5/2021	TRITIUM	20	4.61	pCi/mL			0.402	1.32
HAA 15D	2/4/2021	TRITIUM	20	4.42	pCi/mL			0.431	1.35
HAA 7D	9/15/2021	TRITIUM	20	4.32	pCi/mL			0.409	1.3
HAA 15D	9/21/2021	TRITIUM	20	3.96	pCi/mL			0.453	1.35
HAA 7D	2/5/2021	TRITIUM	20	3.92	pCi/mL			0.406	1.28
HAA 7D	2/5/2021	TRITIUM	20	3.88	pCi/mL			0.403	1.27
HAA 13C	9/16/2021	TRITIUM	20	3.32	pCi/mL			0.467	1.32
HAA 2D	9/15/2021	TRITIUM	20	3.24	pCi/mL			0.41	1.22
HAA021D	2/5/2021	TRITIUM	20	3.24	pCi/mL			0.407	1.22
HAA 4B	2/2/2021	TRITIUM	20	3.08	pCi/mL			0.428	1.24
HAA 2D	2/3/2021	TRITIUM	20	2.9	pCi/mL			0.431	1.23
HAA017D	2/2/2021	TRITIUM	20	2.79	pCi/mL			0.429	1.22
HAA 10C	3/2/2021	TRITIUM	20	2.73	pCi/mL			0.439	1.23
HAA 10C	9/16/2021	TRITIUM	20	2.68	pCi/mL			0.467	1.27
HAA 15C	2/4/2021	TRITIUM	20	2.61	pCi/mL			0.404	1.16
HAA019D	2/5/2021	TRITIUM	20	2.52	pCi/mL			0.408	1.16
HAA017D	9/21/2021	TRITIUM	20	2.37	pCi/mL			0.456	1.23
HAA020D	2/5/2021	TRITIUM	20	2.33	pCi/mL			0.435	1.19
HAA020D	9/20/2021	TRITIUM	20	2.29	pCi/mL			0.444	1.2
HAA018D	2/2/2021	TRITIUM	20	2.25	pCi/mL			0.431	1.18
HAA021D	9/21/2021	TRITIUM	20	2.24	pCi/mL			0.454	1.22
HAA019D	9/16/2021	TRITIUM	20	2.14	pCi/mL			0.466	1.22
HAA018D	9/21/2021	TRITIUM	20	2.1	pCi/mL			0.455	1.2
HAA 15C	9/21/2021	TRITIUM	20	1.93	pCi/mL			0.45	1.18
HAA 9C	9/15/2021	TRITIUM	20	1.76	pCi/mL			0.405	1.08
HAA 8C	9/15/2021	TRITIUM	20	1.54	pCi/mL			0.405	1.05
HAA 13C	2/5/2021	TRITIUM	20	1.54	pCi/mL			0.399	1.05
HAA 12B	9/16/2021	TRITIUM	20	1.51	pCi/mL			0.467	1.17
HAA 11B	2/5/2021	TRITIUM	20	1.48	pCi/mL			0.403	1.05
HAA021C	2/5/2021	TRITIUM	20	1.45	pCi/mL			0.4	1.04
HAA 1D	2/3/2021	TRITIUM	20	1.44	pCi/mL			0.437	1.11
HAA 8C	2/5/2021	TRITIUM	20	1.4	pCi/mL			0.399	1.03
HAA 13B	2/5/2021	TRITIUM	20	1.35	pCi/mL			0.404	1.04
HAA 1D	9/16/2021	TRITIUM	20	1.29	pCi/mL			0.476	1.17
HAA 9C	2/5/2021	TRITIUM	20	1.26	pCi/mL			0.433	1.08
HAA 12B	2/5/2021	TRITIUM	20	1.26	pCi/mL			0.433	1.08
HAA020C	2/5/2021	TRITIUM	20	1.26	pCi/mL			0.402	1.02
HAA 12B	2/5/2021	TRITIUM	20	1.21	pCi/mL			0.435	1.08

Bold indicates result exceeds the MCL/RSL/PRG, results qualified with a "U" are not bolded because the analyte was not detected.  
 a Regional Screening Level b Preliminary Remediation Goal

Well Name	Collection Date	Analyte	MCL	Result	Units	Lab Qualifier	Review Qualifier	Detection Limit	Quantitation Limit (SQL)
HAA021C	9/21/2021	TRITIUM	20	1.17	pCi/mL			0.45	1.1
HAA 2C	9/15/2021	TRITIUM	20	1.13	pCi/mL			0.407	1.02
HAA 13B	9/16/2021	TRITIUM	20	1.12	pCi/mL	J	J	0.468	1.13
HAA020C	9/20/2021	TRITIUM	20	0.967	pCi/mL	J	J	0.445	1.07
HAA 11B	9/16/2021	TRITIUM	20	0.802	pCi/mL	J	J	0.468	1.1
HAA 2C	2/3/2021	TRITIUM	20	0.801	pCi/mL	J	J	0.432	1.03
HAA 11C	2/5/2021	TRITIUM	20	0.769	pCi/mL	J	J	0.433	1.03
HAA 8B	9/15/2021	TRITIUM	20	0.759	pCi/mL		U	371	831
HAA 10B	3/2/2021	TRITIUM	20	0.755	pCi/mL	J	J	0.438	1.04
HAA 1A	9/14/2021	TRITIUM	20	0.657	pCi/mL	J	J	0.411	0.968
HAA 1A	2/3/2021	TRITIUM	20	0.642	pCi/mL	J	J	0.428	1
HAA 14B	2/2/2021	TRITIUM	20	0.62	pCi/mL	J	J	0.444	1.03
HAA 4C	2/2/2021	TRITIUM	20	0.61	pCi/mL	J	J	0.43	1
HAA 14C	9/21/2021	TRITIUM	20	0.593	pCi/mL		U	374	832
HAA 4C	9/15/2021	TRITIUM	20	0.579	pCi/mL	J	J	0.406	0.948
HAA019C	2/5/2021	TRITIUM	20	0.573	pCi/mL	J	J	0.407	0.953
HAA 14C	2/2/2021	TRITIUM	20	0.463	pCi/mL	J	J	0.282	0.688
HAA 11C	9/16/2021	TRITIUM	20	0.427	pCi/mL	U	U	0.459	1.04
HAA 10B	3/2/2021	TRITIUM	20	0.416	pCi/mL	U		0.441	1
HAA 10B	3/2/2021	TRITIUM	20	0.416	pCi/mL	U	U	0.441	1
HAA019C	9/16/2021	TRITIUM	20	0.361	pCi/mL	U	U	0.469	1.06
HAA 15B	2/4/2021	TRITIUM	20	0.359	pCi/mL	U	U	0.431	0.975
HAA 14C	2/2/2021	TRITIUM	20	0.325	pCi/mL	U	U	0.427	0.962
HAA 7B	2/5/2021	TRITIUM	20	0.319	pCi/mL	U	U	0.399	0.901
HAA 15B	9/16/2021	TRITIUM	20	0.292	pCi/mL	U	U	0.467	1.04
HAA 7B	9/15/2021	TRITIUM	20	0.267	pCi/mL	U	U	0.409	0.915
HAA 10B	9/16/2021	TRITIUM	20	0.243	pCi/mL	U	U	0.466	1.04
HAA 7C	2/5/2021	TRITIUM	20	0.216	pCi/mL	U	U	0.405	0.9
HAA 9B	2/5/2021	TRITIUM	20	0.214	pCi/mL	U	U	0.406	0.903
HAA 10B	3/2/2021	TRITIUM	20	0.192	pCi/mL	U		0.442	0.977
HAA 10B	3/2/2021	TRITIUM	20	0.192	pCi/mL	U	U	0.442	0.977
HAA 7C	9/15/2021	TRITIUM	20	0.191	pCi/mL	U	U	0.405	0.898
HAA 1C	2/3/2021	TRITIUM	20	0.178	pCi/mL	U	U	0.428	0.945
HAA 1C	9/14/2021	TRITIUM	20	0.157	pCi/mL	U	U	0.419	0.922
HAA018C	2/2/2021	TRITIUM	20	0.148	pCi/mL	U	U	0.435	0.955
HAA017C	2/2/2021	TRITIUM	20	0.113	pCi/mL	U	U	0.427	0.935
HAA 10B	9/16/2021	TRITIUM	20	0.0644	pCi/mL	U	U	0.465	1.01
HAA018C	9/21/2021	TRITIUM	20	0.047	pCi/mL	U	U	0.447	0.968
HAA018C	2/2/2021	TRITIUM	20	0.043	pCi/mL	U	U	0.452	0.979
HAA 14C	9/21/2021	TRITIUM	20	0.0422	pCi/mL	U	U	0.449	0.973
HAA 14B	9/16/2021	TRITIUM	20	0.0349	pCi/mL	U	U	0.468	1.01
HAA 8B	2/5/2021	TRITIUM	20	0.0194	pCi/mL	U	U	0.287	0.605
HAA 8B	9/15/2021	TRITIUM	20	0.00828	pCi/mL	U	U	0.467	1.01
HAA 2B	9/15/2021	TRITIUM	20	0.00662	pCi/mL	U	U	0.466	1.01
HAA017C	9/21/2021	TRITIUM	20	2.71E-07	pCi/mL	U	U	0.448	0.964
HAA 8B	2/5/2021	TRITIUM	20	-0.0104	pCi/mL	U	U	0.406	0.869
HAA018C	9/21/2021	TRITIUM	20	-0.035	pCi/mL	U	U	0.443	0.95
HAA 9B	9/15/2021	TRITIUM	20	-0.0676	pCi/mL	U	U	0.464	0.994
HAA 8B	9/15/2021	TRITIUM	20	-0.0679	pCi/mL	U	U	0.467	0.999
HAA 2B	2/3/2021	TRITIUM	20	-0.0949	pCi/mL	U	U	0.428	0.906
HAA021D	9/21/2021	TURBIDITY	NA	82.7	NTU				
HAA 13D	9/16/2021	TURBIDITY	NA	24.9	NTU				
HAA019D	9/16/2021	TURBIDITY	NA	22.3	NTU				
HAA 11B	2/5/2021	TURBIDITY	NA	14.8	NTU				
HAA 13D	2/5/2021	TURBIDITY	NA	13.5	NTU				
HAA019D	2/5/2021	TURBIDITY	NA	12.2	NTU				
HAA018D	2/2/2021	TURBIDITY	NA	11.9	NTU				
HAA020D	9/20/2021	TURBIDITY	NA	11.8	NTU				
HAA 1D	2/3/2021	TURBIDITY	NA	11.3	NTU				
HAA 11B	9/16/2021	TURBIDITY	NA	10.3	NTU				
HAA 1D	9/16/2021	TURBIDITY	NA	8.9	NTU				
HAA 13C	2/5/2021	TURBIDITY	NA	7.4	NTU				
HAA 9B	9/15/2021	TURBIDITY	NA	7.3	NTU				
HAA021D	2/5/2021	TURBIDITY	NA	6.5	NTU				
HAA 11D	2/5/2021	TURBIDITY	NA	5.9	NTU				
HAA 11D	9/16/2021	TURBIDITY	NA	5.6	NTU				
HAA 12B	2/5/2021	TURBIDITY	NA	5.1	NTU				
HAA 4D	9/15/2021	TURBIDITY	NA	4.3	NTU				
HAA 13C	9/16/2021	TURBIDITY	NA	3.9	NTU				

Bold indicates result exceeds the MCL/RSL/PRG, results qualified with a "U" are not bolded because the analyte was not detected.  
a Regional Screening Level b Preliminary Remediation Goal

Well Name	Collection Date	Analyte	MCL	Result	Units	Lab Qualifier	Review Qualifier	Detection Limit	Quantitation Limit (SQL)
HAA020C	9/20/2021	TURBIDITY	NA	3.6	NTU				
HAA020D	2/5/2021	TURBIDITY	NA	3.2	NTU				
HAA 7D	9/15/2021	TURBIDITY	NA	2.5	NTU				
HAA 12C	2/5/2021	TURBIDITY	NA	2.5	NTU				
HAA 12B	9/16/2021	TURBIDITY	NA	2.4	NTU				
HAA 2C	2/3/2021	TURBIDITY	NA	2.2	NTU				
HAA 9C	9/15/2021	TURBIDITY	NA	2.2	NTU				
HAA018D	9/21/2021	TURBIDITY	NA	2.2	NTU				
HAA 13B	9/16/2021	TURBIDITY	NA	2	NTU				
HAA017D	9/21/2021	TURBIDITY	NA	2	NTU				
HAA017C	2/2/2021	TURBIDITY	NA	1.8	NTU				
HAA 2D	9/15/2021	TURBIDITY	NA	1.7	NTU				
HAA 11C	2/5/2021	TURBIDITY	NA	1.7	NTU				
HAA 12D	9/16/2021	TURBIDITY	NA	1.7	NTU				
HAA017C	9/21/2021	TURBIDITY	NA	1.5	NTU				
HAA 4D	2/2/2021	TURBIDITY	NA	1.4	NTU				
HAA 7C	9/15/2021	TURBIDITY	NA	1.4	NTU				
HAA 12C	9/16/2021	TURBIDITY	NA	1.3	NTU				
HAA 12D	2/5/2021	TURBIDITY	NA	1.3	NTU				
HAA018C	2/2/2021	TURBIDITY	NA	1.3	NTU				
HAA020C	2/5/2021	TURBIDITY	NA	1.3	NTU				
HAA 4B	9/15/2021	TURBIDITY	NA	1.2	NTU				
HAA 9D	9/15/2021	TURBIDITY	NA	1.2	NTU				
HAA 15D	9/21/2021	TURBIDITY	NA	1.2	NTU				
HAA018C	9/21/2021	TURBIDITY	NA	1.2	NTU				
HAA 4C	9/15/2021	TURBIDITY	NA	1.1	NTU				
HAA 14D	9/16/2021	TURBIDITY	NA	1.1	NTU				
HAA 14D	2/2/2021	TURBIDITY	NA	1	NTU				
HAA 2D	2/3/2021	TURBIDITY	NA	0.9	NTU				
HAA 10B	9/16/2021	TURBIDITY	NA	0.9	NTU				
HAA 10D	9/16/2021	TURBIDITY	NA	0.9	NTU				
HAA 4C	2/2/2021	TURBIDITY	NA	0.8	NTU				
HAA 7D	2/5/2021	TURBIDITY	NA	0.8	NTU				
HAA021C	2/5/2021	TURBIDITY	NA	0.8	NTU				
HAA 1C	9/14/2021	TURBIDITY	NA	0.7	NTU				
HAA 4B	2/2/2021	TURBIDITY	NA	0.7	NTU				
HAA 14B	9/16/2021	TURBIDITY	NA	0.7	NTU				
HAA 15B	9/16/2021	TURBIDITY	NA	0.7	NTU				
HAA 15C	9/21/2021	TURBIDITY	NA	0.7	NTU				
HAA 7B	9/15/2021	TURBIDITY	NA	0.6	NTU				
HAA 14B	2/2/2021	TURBIDITY	NA	0.6	NTU				
HAA 14C	2/2/2021	TURBIDITY	NA	0.6	NTU				
HAA 14C	9/21/2021	TURBIDITY	NA	0.6	NTU				
HAA017D	2/2/2021	TURBIDITY	NA	0.6	NTU				
HAA 1C	2/3/2021	TURBIDITY	NA	0.5	NTU				
HAA 7B	2/5/2021	TURBIDITY	NA	0.5	NTU				
HAA 9C	2/5/2021	TURBIDITY	NA	0.5	NTU				
HAA 11C	9/16/2021	TURBIDITY	NA	0.5	NTU				
HAA 13B	2/5/2021	TURBIDITY	NA	0.5	NTU				
HAA021C	9/21/2021	TURBIDITY	NA	0.5	NTU				
HAA 2B	2/3/2021	TURBIDITY	NA	0.4	NTU				
HAA 8D	2/5/2021	TURBIDITY	NA	0.4	NTU				
HAA 8D	9/15/2021	TURBIDITY	NA	0.4	NTU				
HAA 10C	3/2/2021	TURBIDITY	NA	0.4	NTU				
HAA 10C	9/16/2021	TURBIDITY	NA	0.4	NTU				
HAA 1A	9/14/2021	TURBIDITY	NA	0.3	NTU				
HAA 8B	2/5/2021	TURBIDITY	NA	0.3	NTU				
HAA 8C	2/5/2021	TURBIDITY	NA	0.3	NTU				
HAA 9D	2/5/2021	TURBIDITY	NA	0.3	NTU				
HAA 10D	3/2/2021	TURBIDITY	NA	0.3	NTU				
HAA 15B	2/4/2021	TURBIDITY	NA	0.3	NTU				
HAA 15C	2/4/2021	TURBIDITY	NA	0.3	NTU				
HAA019C	9/16/2021	TURBIDITY	NA	0.3	NTU				
HAA 2B	9/15/2021	TURBIDITY	NA	0.2	NTU				
HAA 2C	9/15/2021	TURBIDITY	NA	0.2	NTU				
HAA 7C	2/5/2021	TURBIDITY	NA	0.2	NTU				
HAA 8B	9/15/2021	TURBIDITY	NA	0.2	NTU				
HAA 8C	9/15/2021	TURBIDITY	NA	0.2	NTU				
HAA 9B	2/5/2021	TURBIDITY	NA	0.2	NTU				

Bold indicates result exceeds the MCL/RSL/PRG, results qualified with a "U" are not bolded because the analyte was not detected.  
a Regional Screening Level b Preliminary Remediation Goal

Well Name	Collection Date	Analyte	MCL	Result	Units	Lab Qualifier	Review Qualifier	Detection Limit	Quantitation Limit (SQL)
HAA 10B	3/2/2021	TURBIDITY	NA	0.2	NTU				
HAA 15D	2/4/2021	TURBIDITY	NA	0.2	NTU				
HAA019C	2/5/2021	TURBIDITY	NA	0.2	NTU				
HAA 1A	2/3/2021	TURBIDITY	NA	0.1	NTU				
HTF 3	9/21/2021	Water Elevation	NA	274.9	ft msl				
HTF 2	9/21/2021	Water Elevation	NA	274.34	ft msl				
HAA 2D	2/3/2021	Water Elevation	NA	274.32	ft msl				
HAA 2D	9/15/2021	Water Elevation	NA	273.8	ft msl				
HTF 4	9/21/2021	Water Elevation	NA	273.7	ft msl				
HTF 3	2/4/2021	Water Elevation	NA	273.6	ft msl				
HTF 2	2/4/2021	Water Elevation	NA	273.05	ft msl				
HTF 1	9/21/2021	Water Elevation	NA	272.8	ft msl				
HTF 4	2/4/2021	Water Elevation	NA	272.6	ft msl				
HAA021D	2/5/2021	Water Elevation	NA	271.94	ft msl				
HAA021D	9/21/2021	Water Elevation	NA	271.88	ft msl				
HAA 1D	2/3/2021	Water Elevation	NA	271.7	ft msl				
HTF 1	2/4/2021	Water Elevation	NA	271.68	ft msl				
HAA 1D	9/16/2021	Water Elevation	NA	271.46	ft msl				
HAA 15D	9/21/2021	Water Elevation	NA	271.35	ft msl				
HAA017D	9/21/2021	Water Elevation	NA	271.26	ft msl				
HAA 7D	2/5/2021	Water Elevation	NA	271.2	ft msl				
HAA020D	2/5/2021	Water Elevation	NA	271.02	ft msl				
HAA 7D	9/15/2021	Water Elevation	NA	270.91	ft msl				
HAA 4D	9/15/2021	Water Elevation	NA	270.74	ft msl				
HAA020D	9/20/2021	Water Elevation	NA	270.69	ft msl				
HAA017D	2/2/2021	Water Elevation	NA	270.55	ft msl				
HAA 15D	2/4/2021	Water Elevation	NA	270.22	ft msl				
HAA 14D	9/16/2021	Water Elevation	NA	270.09	ft msl				
HAA 14D	2/2/2021	Water Elevation	NA	269.79	ft msl				
HAA 4D	2/2/2021	Water Elevation	NA	269.65	ft msl				
HAA 10D	3/2/2021	Water Elevation	NA	269.62	ft msl				
HAA 13D	9/16/2021	Water Elevation	NA	269.53	ft msl				
HAA018D	9/21/2021	Water Elevation	NA	269.23	ft msl				
HAA 12D	2/5/2021	Water Elevation	NA	269.11	ft msl				
HAA 8D	2/5/2021	Water Elevation	NA	268.84	ft msl				
HAA 12D	9/16/2021	Water Elevation	NA	268.75	ft msl				
HAA 13D	2/5/2021	Water Elevation	NA	268.69	ft msl				
HAA019D	2/5/2021	Water Elevation	NA	268.66	ft msl				
HAA 10D	9/16/2021	Water Elevation	NA	268.52	ft msl				
HAA019D	9/16/2021	Water Elevation	NA	267.97	ft msl				
HAA 8D	9/15/2021	Water Elevation	NA	267.87	ft msl				
HAA018D	2/2/2021	Water Elevation	NA	267.53	ft msl				
HAA 11D	9/16/2021	Water Elevation	NA	267.09	ft msl				
HAA 11D	2/5/2021	Water Elevation	NA	266.99	ft msl				
HAA 9D	9/15/2021	Water Elevation	NA	263.06	ft msl				
HAA 9D	2/5/2021	Water Elevation	NA	262.91	ft msl				
HAA 10C	3/2/2021	Water Elevation	NA	254.46	ft msl				
HAA021C	2/5/2021	Water Elevation	NA	254.27	ft msl				
HAA 10B	3/2/2021	Water Elevation	NA	253.67	ft msl				
HAA021C	9/21/2021	Water Elevation	NA	253.57	ft msl				
HAA 10C	9/16/2021	Water Elevation	NA	253.36	ft msl				
HAA 7C	2/5/2021	Water Elevation	NA	252.93	ft msl				
HAA 7C	9/15/2021	Water Elevation	NA	252.73	ft msl				
HAA020C	2/5/2021	Water Elevation	NA	252.66	ft msl				
HAA 10B	9/16/2021	Water Elevation	NA	252.56	ft msl				
HAA020C	9/20/2021	Water Elevation	NA	252.48	ft msl				
HAA 2C	2/3/2021	Water Elevation	NA	252	ft msl				
HAA 2C	9/15/2021	Water Elevation	NA	251.94	ft msl				
HAA 11B	2/5/2021	Water Elevation	NA	251.24	ft msl				
HAA 9C	9/15/2021	Water Elevation	NA	251.03	ft msl				
HAA 7B	2/5/2021	Water Elevation	NA	250.98	ft msl				
HAA 8C	2/5/2021	Water Elevation	NA	250.89	ft msl				
HAA 9C	2/5/2021	Water Elevation	NA	250.89	ft msl				
HAA 8C	9/15/2021	Water Elevation	NA	250.87	ft msl				
HAA 11B	9/16/2021	Water Elevation	NA	250.85	ft msl				
HAA 7B	9/15/2021	Water Elevation	NA	250.84	ft msl				
HAA 13B	9/16/2021	Water Elevation	NA	250.56	ft msl				
HAA 2B	2/3/2021	Water Elevation	NA	250.54	ft msl				
HAA 4C	9/15/2021	Water Elevation	NA	250.48	ft msl				

Bold indicates result exceeds the MCL/RSL/PRG, results qualified with a "U" are not bolded because the analyte was not detected.  
 a Regional Screening Level b Preliminary Remediation Goal

Well Name	Collection Date	Analyte	MCL	Result	Units	Lab Qualifier	Review Qualifier	Detection Limit	Quantitation Limit (SQL)
HAA 2B	9/15/2021	Water Elevation	NA	250.46	ft msl				
HAA 11C	2/5/2021	Water Elevation	NA	250.36	ft msl				
HAA 4C	2/2/2021	Water Elevation	NA	250.24	ft msl				
HAA 11C	9/16/2021	Water Elevation	NA	250.22	ft msl				
HAA 1C	2/3/2021	Water Elevation	NA	250.2	ft msl				
HAA 8B	2/5/2021	Water Elevation	NA	250.17	ft msl				
HAA 8B	9/15/2021	Water Elevation	NA	250.08	ft msl				
HAA 12C	2/5/2021	Water Elevation	NA	249.93	ft msl				
HAA 12C	9/16/2021	Water Elevation	NA	249.87	ft msl				
HAA 1C	9/14/2021	Water Elevation	NA	249.82	ft msl				
HAA 4B	9/15/2021	Water Elevation	NA	249.8	ft msl				
HAA 9B	2/5/2021	Water Elevation	NA	249.62	ft msl				
HAA 12B	2/5/2021	Water Elevation	NA	249.61	ft msl				
HAA 9B	9/15/2021	Water Elevation	NA	249.58	ft msl				
HAA 12B	9/16/2021	Water Elevation	NA	249.51	ft msl				
HAA 4B	2/2/2021	Water Elevation	NA	249.32	ft msl				
HAA 13C	9/16/2021	Water Elevation	NA	248.91	ft msl				
HAA 13C	2/5/2021	Water Elevation	NA	248.48	ft msl				
HAA 13B	2/5/2021	Water Elevation	NA	247.99	ft msl				
HAA 14C	9/21/2021	Water Elevation	NA	247.46	ft msl				
HAA 14C	2/2/2021	Water Elevation	NA	247.28	ft msl				
HAA 15C	9/21/2021	Water Elevation	NA	246.73	ft msl				
HAA 14B	2/2/2021	Water Elevation	NA	246.63	ft msl				
HAA 15C	2/4/2021	Water Elevation	NA	246.53	ft msl				
HAA 14B	9/16/2021	Water Elevation	NA	246.45	ft msl				
HAA 15B	9/16/2021	Water Elevation	NA	246.24	ft msl				
HAA 15B	2/4/2021	Water Elevation	NA	246	ft msl				
HAA017C	9/21/2021	Water Elevation	NA	245.42	ft msl				
HAA017C	2/2/2021	Water Elevation	NA	245.15	ft msl				
HAA018C	2/2/2021	Water Elevation	NA	243.48	ft msl				
HAA018C	9/21/2021	Water Elevation	NA	242.68	ft msl				
HAA019C	2/5/2021	Water Elevation	NA	237.37	ft msl				
HAA019C	9/16/2021	Water Elevation	NA	237.37	ft msl				
HAA 1A	2/3/2021	Water Elevation	NA	180.3	ft msl				
HAA 1A	9/14/2021	Water Elevation	NA	179.7	ft msl				

Bold indicates result exceeds the MCL/RSL/PRG, results qualified with a "U" are not bolded because the analyte was not detected.

a Regional Screening Level b Preliminary Remediation Goal