

ENVIRONMENTAL COMPLIANCE & AREA COMPLETION PROJECTS (EC&ACP) STANDARD OPERATING PROCEDURES, VOL. I

Manual: C3
Procedure: ER-IDS-019-020
Revision: 5
Effective Date: 08/30/2016
Type-Class: Form
Page: 1 of 5

METALLURGICAL LABORATORY HAZARDOUS WASTE MANAGEMENT FACILITY (HWMF) POST CLOSURE FIELD INSPECTION CHECKLIST

WORKING COPY

This document is a Working Copy. Prior to start of work, verify this is the latest revision per the Procedure Index.

Charles P. Carter _____ 05/14/2020 _____
 Verified By Date

CAUTION

The Inspector shall IMMEDIATELY notify the Post-Closure Manager and Environmental Compliance Authority if there has been a breach or compromise of the institutional controls of this waste unit. This notification shall be in accordance with Savannah River Site post-closure inspection procedures.

NOTE

1. Manual C3, ER-SOP-019, *Waste Unit Inspection and Maintenance*, shall be referred to for inspection details.
2. Monitoring wells associated with this waste unit are maintained in accordance with EC&ACP monitoring well procedures.
3. Steps in this checklist may be completed concurrently or in any order.

SCHEDULED **UNSCHEDULED**

A = Satisfactory	X = Unsatisfactory (Explanation required)	A or X	Observation/Corrective Action Taken
1.	Verify roads are accessible to closed site.	A	
2.	Check fence/barricade for presence of signs "Danger Unauthorized Personnel Keep Out". Confirm Post Closure Manager and Savannah River Site Operations Center Emergency Contact sign has current information and is in good condition.	A	

Metallurgical Laboratory Hazardous Waste Management Facility (HWMF) Post Closure Field Inspection Checklist

Manual: C3
 Procedure: ER-IDS-019-020
 Revision: 5
 Page: 2 of 5

SCHEDULED UNSCHEDULED

A X	= Satisfactory = Unsatisfactory (Explanation required)	A or X	Observation/Corrective Action Taken
3.	Verify fence wire, posts, gates, and other areas of fence are intact and in good condition (e.g., shows no signs of serious wear).	A	
4.	Check for excessive vegetation growing over fences, which may obstruct warning signs or visibility of closure cover.	A	
5.	Walk across the closure cover and check for erosion, abnormal soil cracks and evidence of burrowing animals.	X	Active ant mounds on soil cover. See map note: 1 Ref. Maint. Register: PC-2020-00030
6.	Check integrity of drainage ditches inside and outside fenced areas for erosion and presence of soil sediment or debris restricting water flow. Standing water not to exceed 30 feet in length.	A	
7.	Visually check cover and side slopes for any subsidence/ depressions.	A	
8.	Visually check vegetative cover for grass density with no bare spots more than 3 feet in diameter. There should be no woody vegetation or shrubs growing on the Closure cover. The height of vegetative cover should not impair visual inspection of closure. This will be determined by the Post Closure Inspector.	A	
9.	Visually perform a condition check of the survey monitor or benchmarks for damage and visibility.	A	
10.	Verify unattended gates are locked to prevent unauthorized entry.	A	


Metallurgical Laboratory Hazardous Waste Management Facility (HWMF) Post Closure Field Inspection Checklist


Manual: C3
 Procedure: ER-IDS-019-020
 Revision: 5
 Page: 3 of 5

SCHEDULED UNSCHEDULED

A = Satisfactory X = Unsatisfactory (Explanation required)	A or X	Observation/Corrective Action Taken
11. Check side slopes for signs of slumping and channels or excessive erosion.	A	
12. Verify annual topographic/subsidence survey has been performed by end of June for current year. Verify copies of survey results are in EC&ACP Document Control Center.	A	Completed on 04/29/2019 Due to the COVID-19 pandemic SRNS Survey/Layout has been deemed as non-essential. Annual surveys will be performed when SRNS Survey/Layout returns to work.
13. The Inspector shall verify in January, April, July, and October, the previous "Quarterly Monitoring Well Inspection Summary Report" has been sent to EC&ACP Document Control Center. This report can be obtained from Post Closure Well Maintenance Group.	A	SRNS-J2000-2020-00326
14. Inspect A-008 Diversion Ditch for the presence of erosion and debris restricting water flow.	A	
15. Verify Carolina Bay "Danger Unauthorized Personnel Keep Out" signs (11) are posted and are legible from a distance of 25 feet.	A	
16. Other	NO FURTHER ENTRIES	

CPC 05/14/2020

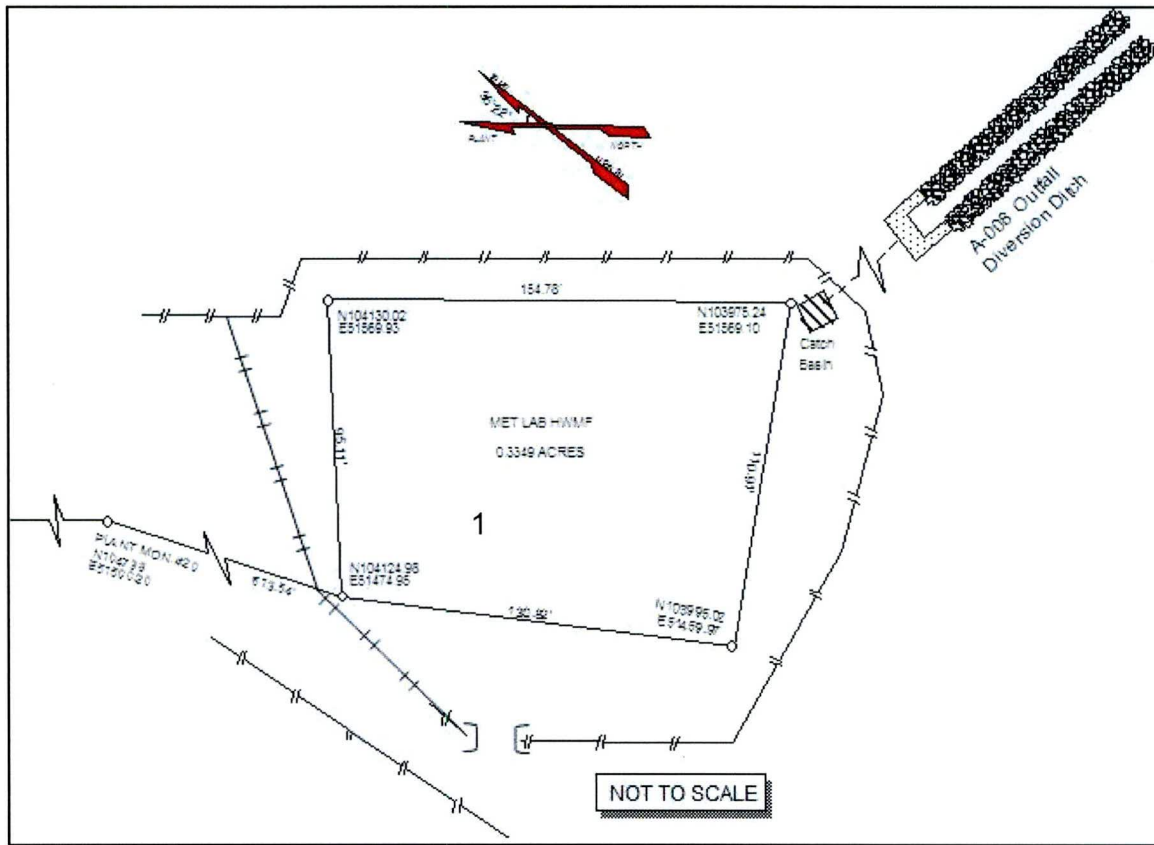
Inspected By		
Charles P. Carter <i>(Print Name)</i>	 <i>(Signature)</i>	05/14/2020 <i>(Date)</i>

Review By Post-Closure Manager		
George W. Joyner <i>(Print Name)</i>	 <i>(Signature)</i>	5/18/2020 <i>(Date)</i>

Metallurgical Laboratory Hazardous Waste Management Facility (HWMF) Post Closure Field Inspection Checklist

Manual: C3
Procedure: ER-IDS-019-020
Revision: 5
Page: 4 of 5

Map of Metallurgical Laboratory HWMF



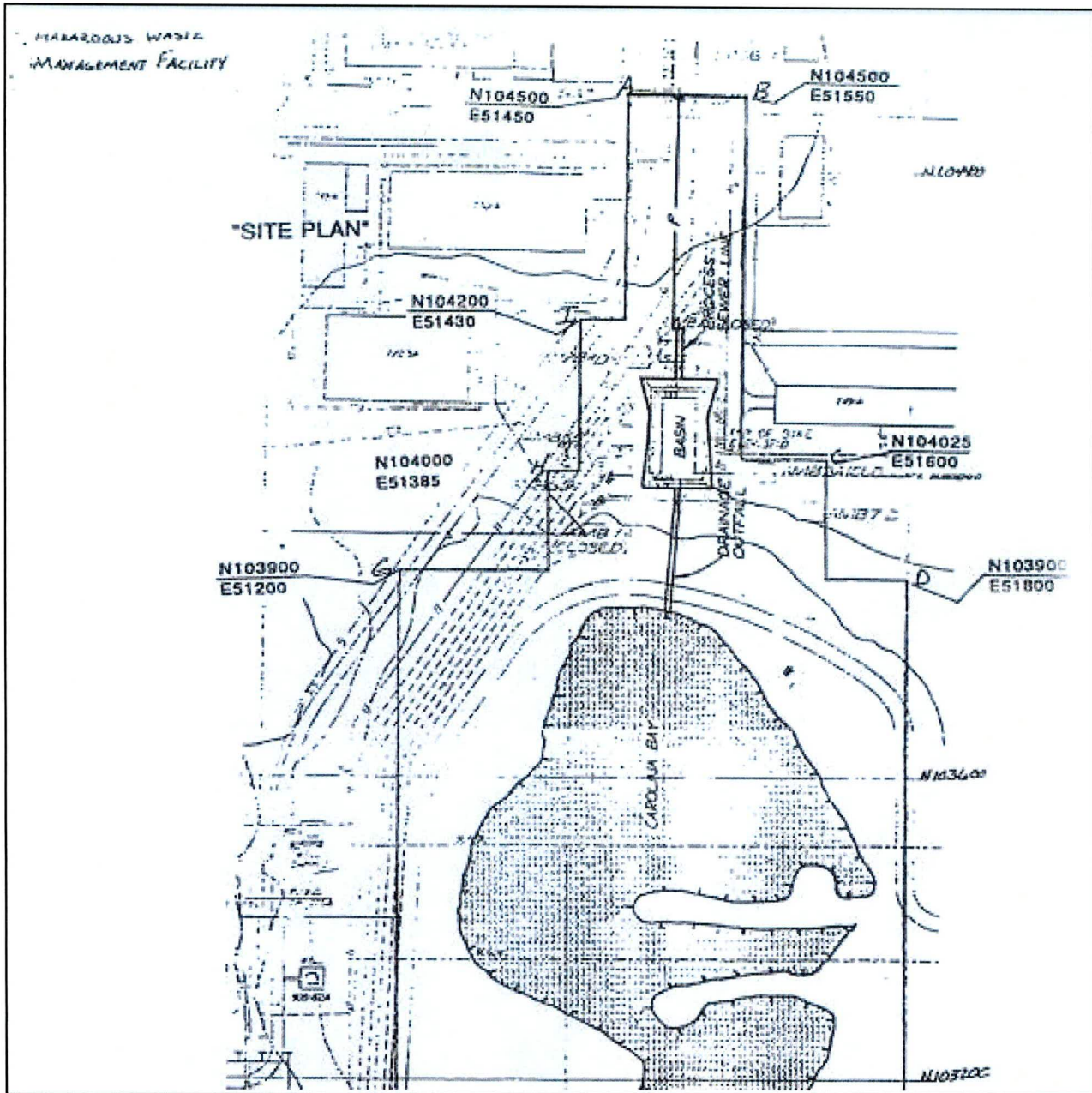
NOTES: 1=Active ant mounds on soil cover. Applied 0.5 lbs. of extinguish ant bait.

NO FURTHER ENTRIES

Metallurgical Laboratory Hazardous Waste Management Facility (HWMF) Post Closure Field Inspection Checklist

Manual: C3
Procedure: ER-IDS-019-020
Revision: 5
Page: 5 of 5

Map of Map of Metallurgical Laboratory HWMF (Carolina Bay)



NOTES: _____

NO FURTHER ENTRIES

POST CLOSURE MAINTENANCE REGISTER

Index Number
Unit Name

15 METALLURGICAL LABORATORY HAZARDOUS WASTE MANAGEMENT FACILITY - 904-110G

Watershed UPPER THREE RUNS

AHA # NA
 Work Order # NA
 Work Group POST CLOSURE MAINTENANCE
 Priority Medium
 RCRA YES

Maintenance Number PC-2020-00030

Maintenance Status Complete

Inspection Date 5/14/2020

Chemical Type Pesticide

Completion Date 5/14/2020

Chemical Name Extinguish

Amount Used 0.5 Pounds

Description Of Maintenance Item

Active ant mounds on waste unit


Maintenance Item Corrected

Applied Extinguish pesticide

Notes New observation

Approved by : George Joyner - ACP Post Closure Manager

Signature



Approval date :

5/18/2020