

Decommissioning Project Final Report 236-H, By-Product Purification Facility

Prepared by: **IRA DAVIS** (Affiliate) Digitally signed by IRA DAVIS (Affiliate)
Date: 2024.09.09 15:37:52 -04'00' Date: _____

Ira A. Davis
EC&ACP D&D Engineering
Environmental Compliance & Area Completion Projects

Prepared by: **JEFFREY ROSS** (Affiliate) Digitally signed by JEFFREY ROSS (Affiliate)
Date: 2024.09.10 09:31:20 -04'00' Date: _____

Terry P. Killeen
EC&ACP Engineering/SGW-Remediation Support
Environmental Compliance & Area Completion Projects

Reviewed by: **ALEX KOMENDANTOV** (Affiliate) Digitally signed by ALEX KOMENDANTOV (Affiliate)
Date: 2024.09.10 09:53:13 -04'00' Date: _____

Alex C. Komendantov
EC&ACP Engineering
Environmental Compliance & Area Completion Projects

Reviewed by: **MAHESHKUMAR PATEL** (Affiliate) Digitally signed by MAHESHKUMAR PATEL (Affiliate)
Date: 2024.09.10 11:07:15 -04'00' Date: _____

Mahesh K. Patel
Project Manager
National Nuclear Security Administration, Capital Projects

Approved by: **GEORGE ALEXANDER** (Affiliate) Digitally signed by GEORGE ALEXANDER (Affiliate)
Date: 2024.09.12 14:59:57 -04'00' Date: _____

George J. Alexander, Jr.
Manager, Environmental & Waste Management Compliance
Savannah River Tritium Enterprise


Approved by: **THELESIA OLIVER** (Affiliate) Digitally signed by THELESIA OLIVER (Affiliate)
Date: 2024.09.12 15:38:27 -04'00' Date: _____

Thelesia O. Oliver
EC&ACP Chief Engineer
Environmental Compliance & Area Completion Projects

Approved by: **CHRISTOPHER BERGREN** (Affiliate) Digitally signed by CHRISTOPHER BERGREN (Affiliate)
Date: 2024.09.12 16:38:56 -04'00' Date: _____

Christopher L. Bergren
Director, EC&ACP
Environmental Compliance & Area Completion Projects

Reviewed and determined to be UNCLASSIFIED.
This review does not constitute clearance for public release.
DERIVATIVE CLASSIFIER: SILAS M. BLINDE, TRITIUM DE
(Name/personal Identifier and position title)
Date: 9/18/2024



DISCLAIMER

This document was prepared in conjunction with work accomplished under Contract No. DE-AC09-08SR22470 with the U.S. Department of Energy.

This work was prepared under an agreement with and funded by the U.S. Government. Neither the U.S. Government or its employees, nor any of its contractors, subcontractors or their employees, makes any express or implied: 1. warranty or assumes any legal liability for the accuracy, completeness, or for the use or results of such use of any information, product, or process disclosed; or 2. representation that such use or results or such use would not infringe privately owned rights; or 3. endorsement or recommendation of any specifically identified commercial product, process, or service. Any views and opinions of authors expressed in this work do not necessarily state or reflect those of the United States Government, or its contractors, or subcontractors.

**Printed in the United States of America
Prepared for
U.S. Department of Energy
and
Savannah River Nuclear Solutions LLC
Aiken, South Carolina**

History of Revisions

Revision	Date	Revised Section	Change
0	9/9/2024	N/A	Initial Issue

This page intentionally left blank.

LIST OF ABBREVIATIONS AND ACRONYMS

ACM	Asbestos Containing Material
Ci	Curies
CM	Contaminant Migration
COPC	Constituents of Potential Concern
DOE-SR	U.S. Department of Energy Savannah River Site Operations
dpm	disintegrations per minute
EPA	U.S. Environmental Protection Agency
EC&ACP	Environmental Compliance & Area Completion Projects
FAI	Final Acceptance Inspection
FDE	Facility Decommissioning Evaluation
ft.	foot, feet
ft ²	square foot, square feet
ft ³	cubic foot, cubic feet
HHRA	Human Health Risk Assessment
HI	hazard index
HQ	hazard quotient
in.	inch, inches
ISM	Integrated Sampling Model
MCL	Maximum Contaminant Levels
NNSA	National Nuclear Security Administration
PACM	Presumed Asbestos Containing Material
PTSM	Principal Threat Source Material
RSL	Regional Screening Levels
S&M	Surveillance and Maintenance
SCDHEC ¹	South Carolina Department of Health and Environmental Control
SRNS	Savannah River Nuclear Solutions, LLC
SRS	Savannah River Site
SRTE	Savannah River Tritium Enterprise

¹ As of July 1, 2024, SCDHEC is now known as the South Carolina Department of Environmental Services (SCDES).

TABLE OF CONTENTS

<u>Section</u>	<u>Page</u>
HISTORY OF REVISIONS.....	3
LIST OF ABBREVIATIONS AND ACRONYMS.....	5
1.0 SUMMARY.....	7
2.0 PURPOSE AND SCOPE.....	8
2.01 Facility Description.....	8
2.02 New Facility Information.....	9
3.0 DECOMMISSIONING MODEL APPROVAL.....	9
4.0 DECOMMISSIONING ACTIVITIES COMPLETED.....	10
5.0 WASTE MANAGEMENT.....	11
5.01 Salvage and Reuse.....	11
5.02 Waste Disposal.....	11
6.0 FINAL FACILITY CONDITION.....	11
6.01 Final Facility Condition and Remaining Hazards.....	11
6.02 Risk Assessment Summary.....	11
6.02.01 Human Health Risk Assessment.....	12
6.02.02 Contaminant Migration Analysis.....	12
6.03 Post Decommissioning Requirements.....	13
7.0 CONCLUSIONS/RECOMMENDATIONS.....	13
8.0 REFERENCES.....	14
9.0 APPENDICES.....	14
Appendix A - Before and After Photos of the Facility/Structure.....	15
Appendix B - Scoping Summary.....	25
Preliminary Risk Assessment Results.....	47
Preliminary Contaminant Migration Evaluation.....	57
236-H Concrete Sample Data.....	69

1.0 SUMMARY

The 236-H By-Product Purification Facility was located within the Savannah River Tritium Enterprise (SRTE) fenced area of the Savannah River Site's (SRS) H-Area. The facility was constructed in 1964 and its south end addition in 1983. The facility housed the Helium Purification Room, Control Room, and Burst Test Areas.

Building 236-H was identified as an Integrated Sampling Model (ISM), but a final verification survey was not required. The "Pre-Decommissioning Characterization Scoping" (Reference 8.01 and Appendix B) contains the preliminary Human Health Risk Assessment (HHRA), preliminary Principal Threat Source Material (PTSM) Evaluation, and preliminary Contamination Migration (CM) Analysis that were all conducted on the 236-H slab based on a biased sampling methodology. These analyses and evaluations determined that there are no pre-decommissioning HHRA, PTSM, or CM issues. Because of this, the Core Team agreed on August 17, 2023, that, in lieu of the final verification survey, the slab shall be protected from cross contamination during decommissioning and a post-decommissioning radiological survey shall be performed. The slab was protected from cross contamination during decommissioning and a post-decommissioning radiological survey (Reference 8.02) of the concrete slab was conducted after the decommissioning activities were completed which confirmed that the 236-H remnants did not exceed SRS radiological limits and had no HHRA, PTSM, or CM issues.

A review of the existing characterization data, process/building histories, sample data, and walkdowns of the building conducted prior to decommissioning supported the determination that the 236-H By-Product Purification Facility met the criteria of an Other Industrial, ISM as described in the Facility Disposition Manual 1C, Procedure 501. This decision was supported by the information reported in "Facility Decommissioning Evaluation Building 236-H, By-Product Purification Facility" (Reference 8.03). Decommissioning activities were completed by CTI and Associates, Inc. (Savannah River Nuclear Solutions, LLC's [SRNS] mentor-protégé subcontractor). No final verification survey was required per the previously mentioned Core Team agreement. The Final Acceptance Inspection (FAI)-51 (Reference 8.09) was performed on June 19, 2024, and approved conditionally based on a B-Punchlist item of grouting a conduit hole, which was then completed on June 20, 2024. No additional work or cleanup was required.

The proposed decommissioning end-state for this building was demolition to, but not including the building slab. The above-ground portion of the structure was demolished to the top of the floor slab elevation and removed. All interfacing utilities were, and remain, isolated, disconnected, and plugged. All coarse debris was removed from the remaining slab. All concrete slab penetrations greater than 2 inches (in.) in diameter were cut off flush with the slab and plugged and grouted in accordance with "Site D&D Policy on Decommissioning End Points for Slabs, Pits, Basements, and Basins" (Reference 8.04). Slab protrusions were cut off flush with the slab.

2.0 PURPOSE AND SCOPE

The purpose of this report is to document what was done to the facility as a part of the decommissioning project and the condition the facility was left in at the completion of the project. The requirement for this report is found in the Facility Disposition Manual 1C, Procedure 506, "Preparing a Decommissioning Project Final Report". Interactions with South Carolina Department of Health and Environmental Control (SCDHEC) and U.S. Environmental Protection Agency (EPA) for concurrence on this report are governed by "Core Team Protocol for Review and Concurrence on Facility Decommissioning Evaluations and Decommissioning Project Final Reports" (Reference 8.05).

2.01 Facility Description

Facility 236-H was constructed in 1964. An addition was made to the south end of the facility in 1983. The facility was located in SRS's H-Area within the SRTE fenced area. The 236-H Facility had a total of 1512 square feet (ft²). The facility was comprised of three (3) structures (zones) joined together to form a single building and was constructed on a reinforced concrete slab. The floor plan of the facility is shown in Figure 1 of Appendix A.

Zone A was the 320 ft² (13 ft 4 inch [in.] x 24 ft) central structure of the building that housed the 236-H Control Room. The structure's walls and roof were both constructed of Armco pre-engineered metal.

Zone B was the 640 ft² (32 ft x 20 ft) south-end structure of the building that housed the Helium Purification Room, including air hoods. The structure's walls and roof were both constructed of Armco pre-engineered metal. The section of the facility's slab in the Helium Purification Room contained a single 6 in. deep T-shaped pit (with a 4 ft 9 in. x 1 ft 4 in. leg of "T" and 3 ft 4 in. x 1 ft 2 in. crossbar of "T") added in 1965 to facilitate electrical conduit and cabinets. This T-shaped pit was grouted during decommissioning. A single 2 in. Sch. 40 stainless steel pump cooling water drainpipe extended from the Helium Purification Room to a Process Sewer manhole located outside the southeast corner of the 236-H Facility.

Zone C was the 552 ft² (23 ft x 24 ft) north-end structure of the building that housed the Burst Test Areas (Burst Test Hood Room, Burst Test Compressor Room, and the Burst Test Stack/Blower Room). The structure's walls and roof were both constructed of reinforced concrete. There was a single 3 in. floor drain in the Burst Test Compressor Room which collected cooling water discharge from the Burst Test Compressor and piped it into the Storm Drainage system to the H2 Outfall.

All drains were plugged and grouted during this decommissioning. Air hoods, two (2) outside process tanks, the Burst Test hood (less framework), the Burst Test Bell jar, and hoist were all removed during deactivation. Other equipment (compressor, blower, air handling unit, pumps, electrical gear, etc.) were removed during this decommissioning.

There were no ancillary facilities associated with the 236-H Facility.

The facility processed He-3, a byproduct resulting from the decay of Tritium. The byproduct was originally transferred to 236-H from H-Area Old Manufacturing. The 236-H process removed other gases (oxygen, nitrogen, argon, and tritium) from the He-3 using zeolite beds cooled by liquid nitrogen. The purified He-3 was then compressed into gas cylinders for storage. 236-H also contained process systems to pneumatically burst test reservoirs. Reservoir burst testing operations were discontinued over 30 years ago and that portion of 236-H was placed in a safe shutdown configuration. A system similar to 236-H for processing He-3 was successfully built and started in H-Area New Manufacturing. The He-3 process in 236-H was then shut down, transitioned to a safe state, and deactivated in preparation for decommissioning.

A baseline asbestos inspection for 236-H By-Product Purification Facility was performed on May 3, 2023, and issued on May 4, 2023 (Reference 8.06). The inspection identified neither Asbestos Containing Materials (ACM) nor Presumed Asbestos Containing Materials (PACM). See Appendix A for photos of the facilities/structures before and after decommissioning.

2.02 NEW FACILITY INFORMATION

SRS identified no new facility information during or resulting from the facility decommissioning.

3.0 DECOMMISSIONING MODEL APPROVAL

The facility was decommissioned using the ISM as described in Facility Disposition Manual 1C. The selection of the model was based on information reported in the Facility Decommissioning Evaluation (FDE) (Reference 8.03). Contrary to the typical sequence of events, the FDE was developed and submitted to the regulators prior to the 236-H deactivation completion. A facility walkdown, including an overview, was not pre-scheduled with SCDHEC and EPA at the time the FDE was provided for regulatory review. However, SCDHEC did perform a walkdown of the facility on April 30, 2018, as part of their review of the FDE. The FDE received SCDHEC conditional concurrence on May 9, 2018, and EPA concurrence on May 21, 2018 (References 8.07 and 8.08, respectively). The SCDHEC letter providing conditional concurrence requested another regulatory walkdown be conducted upon completion of facility deactivation and prior to initiation of any decommissioning activities. Only a representative from SCDHEC attended that second regulatory walkdown held on August 30, 2023.

Once deactivation was completed, pre-decommissioning characterization scoping material with photos (contained in Reference 8.01 and Appendix B) was provided to SCDHEC and EPA to determine whether a post-deactivation walkdown was still necessary. SCDHEC indicated that a second regulatory walkdown was still necessary. A representative from SCDHEC attended that second regulatory walkdown held on August 30, 2023. The pre-decommissioning scoping material also included data to support that there was no human health risk or contaminant migration issues. The regulators were

asked whether a final verification survey was necessary after decommissioning in light of the conclusions reached using the pre-decommissioning characterization data.

On August 17, 2023, the Core Team accepted the pre-decommissioning characterization and agreed that no final verification survey was required post-decommissioning because the pre-decommissioning data yielded no human health risk or contaminant migration issues. The requested actions were to protect the slab from the potential for cross contamination during decommissioning and to provide a final radiological survey to document that the contamination levels post-decommissioning were less than the contamination levels pre-decommissioning.

Multiple walkdowns were performed by SRTE and Environmental Compliance & Area Completion Projects groups (i.e., Engineering, Project Management, Safety, Industrial Hygiene, Environmental Compliance Authority, etc.). The FDE submittal letter stated that SCDHEC and EPA could contact U.S. Department of Energy Savannah River Site Operations (DOE-SR) if the regulatory agencies were interested in an overview and field visit. A regulatory walkdown was held on April 30, 2018.

4.0 DECOMMISSIONING ACTIVITIES COMPLETED

236-H By-Product Purification Facility was demolished to, but not including the concrete slab. The above-ground portion of the structure was demolished to the top of the floor slab elevation and removed. The concrete slab was protected/covered during decommissioning to prevent potential cross contamination. The post-decommissioning rad survey indicated that the slab protection utilized during demolition was effective, so there was no need to clean the slab after demolition. All interfacing utilities were isolated, disconnected, and plugged. All concrete slab penetrations were cut off flush with the slab, plugged, and grouted in accordance with "Site D&D Policy on Decommissioning End Points for Slabs, Pits, Basements, and Basins" (Reference 8.04). All slab protrusions were cut off flush with the slab. The small electrical pit in the Helium Purification Room was filled with grout flush with the top of the concrete slab. As the facility is not in a pedestrian heavily trafficked area, the slightly elevated slab will pose no additional risk to Site workers. No additional barricades or sloping are required.

5.0 WASTE MANAGEMENT

5.01 Salvage and Reuse

Due to the complexity of sorting the material, all waste material was managed as low-level radioactive waste (LLW). No material was available for salvage or reuse.

5.02 Waste Disposal

See Table 1 for a list of all wastes generated during decommissioning.

Table 1. Waste Generation

Waste Classification	Waste Source	Disposed to	Total Volume
LLW	236-H Structure	SRS E-Area Slit Trenches	6615 ft ³
ACM	N/A	N/A	N/A
PACM	N/A	N/A	N/A
PCB	N/A	N/A	N/A
CSR	N/A	N/A	N/A

LLW – Low-level radioactive waste
N/A – Not applicable
ACM – Asbestos Containing Material
GCO – Generator Certification Official

PCB – Polychlorinated biphenyl
CSR – Clean Structural Rubble
PACM – Presumed Asbestos Containing Material

6.0 FINAL FACILITY CONDITION

6.01 Final Facility Condition and Remaining Hazards

Decommissioning activities were completed by CTI and Associates, Inc. Any remaining holes were filled to the top of elevation with grout. All interfacing utilities were isolated, disconnected, and plugged. All coarse debris was removed from the remaining slab. All concrete slab penetrations greater than 2 in. in diameter were cut off flush with the slab, plugged, and grouted in accordance with “Site D&D Policy on Decommissioning End Points for Slabs, Pits, Basements, and Basins” (Reference 8.04). Slab protrusions were cut off flush with the slab.

6.02 Risk Assessment Summary

Building 236-H was identified as an ISM, but a final verification survey was not required per the Core Team’s agreement discussed in Section 3.0 of this document. It was

determined that protection of the slab during decommissioning activities to prevent cross contamination and a final radiological survey would be required in lieu of a final verification survey. The final radiological survey resulted in <1000 disintegrations per minute (dpm) per 100 squared centimeters (dpm/100 cm²) and <1E-5 microcuries per cubic centimeter (μCi/cc) of tritium remaining.

6.02.01 Human Health Risk Assessment

Constituents with concentrations that exceeded human health screening levels for concrete were further evaluated in an uncertainty (weight of evidence) discussion. No noncarcinogenic constituents exceeded a hazard quotient (HQ) of 1 for either receptor scenario (resident hazard index [HI] = 0.17; industrial worker HI = 0.015).

Three (3) naturally occurring constituents were detected that exceeded a risk of 1E-06. However, the maximum detected concentration of all 3 constituents was consistent with uncontaminated concrete media.

- Potassium-40: max detect = 20.5 picocuries per gram (pCi/g), resident risk = 1.4E-04, industrial risk = 9.4E-05
- Thorium-232: max detect = 1.84 pCi/g, resident risk = 1.8E-04, industrial risk = 1.2E-04
- Uranium-238: max detect = 1.65 pCi/g, resident risk = 1.2E-04, industrial risk = 8.0E-05

The only remaining constituent detected that exceeded a risk of 1E-06 was Chromium, which was present at a maximum detected concentration of 183 milligrams per kilogram (mg/kg) in 236-H. This concentration resulted in a resident risk = 6.1E-05 and an industrial worker risk = 2.9E-06. Chromium was detected in 10 of 10 concrete samples at both 0-2 in. and 2-4 in. depths. Because a total chromium Regional Screening Level (RSL) is not available at the USEPA website, the risk estimates were conservatively based on the RSL for hexavalent chromium (most toxic form). The HQs based on trivalent chromium RSLs are less than one.

The 236-H Building has been decommissioned, including demolition and removal down to the existing concrete slab. In the current configuration, there is no human health risk. The remaining slab is free of physical, chemical, and radiological hazard and poses no threat to human health or the environment.

6.02.02 Contaminant Migration Analysis

To evaluate the possibility for unit constituents to migrate to the water table and impact groundwater at concentrations exceeding regulatory limits, the data was evaluated using the VZCOMML 4.0 (Rucker 2011). The maximum detected concentrations were conservatively used as source zone concentration throughout the entire 10-in. slab. The saturated zone and entire vadose zone were both conservatively assumed to be sand. The infiltration rate was that of degraded concrete over a 1000-year period.

Tier I analysis identified seven (7) constituents as CM Constituents Of Potential Concern (COPCs) for the 236-H slab: Bis(2-ethylhexyl) phthalate, Aroclor 1260,

cobalt, manganese, mercury, potassium-40, and tritium. The same seven constituents were re-evaluated in a Tier II simulation. None of the seven constituents were identified as Tier II CM COPCs. These results show that no constituents in the concrete are predicted to impact groundwater at concentrations exceeding Maximum Contaminant Levels (MCL)/Regional Screening Levels (RSL) within 1000 years.

The groundwater impact CM level is defined as the maximum allowable contaminant concentration in the concrete that will not exceed, within a 1000-year evaluation period, the groundwater Safe Drinking Water Act MCL or USEPA RSL (in the absence of an MCL). The CM analysis is presented in “Pre-Decommissioning Characterization Scoping” (Reference 8.01 and Appendix B).

6.03 Post Decommissioning Requirements

The remaining concrete slab is free of physical, chemical, and radiological hazards; therefore, it needs no further decommissioning action. No surveillance and maintenance (S&M) activities were identified for the remaining slab because it poses no threat to human health or the environment while awaiting area completion.

7.0 CONCLUSIONS/RECOMMENDATIONS

The 236-H By-Product Purification Facility has been demolished and the remaining concrete slab has been left in place. All decommissioning activities have been completed in accordance with federal and state regulations. The remaining slab is free of physical, chemical, and radiological hazards; therefore, it needs no further decommissioning action or evaluation. No S&M activities were identified for the remaining slab because it poses no threat to human health or the environment.

In accordance with the “Memorandum of Agreement for Achieving an Accelerated Cleanup Vision at the Savannah River Site”, this report will be maintained as a record for reference and use in the H-Area Completion, Record of Decision. To ensure facility remnants are addressed during the completion process, 236-H By-Product Purification Facility will be added to Appendix K.2 “D&D Facilities (or Remnants) that Require No Further Evaluation” of the Federal Facility Agreement for the SRS.

8.0 REFERENCES

- 8.01 SRNS-RP-2022-00084, Rev. 0, dated August 2023, “Scoping Summary for the 236-H By-Product Purification Facility (U) (Pre-Decommissioning Characterization Scoping)”
- 8.02 TRIT-M-20240530-6, Rev. 0, dated May 30, 2024, “236-H Monthly Survey”
- 8.03 G-FDE-H-00005, Rev. 0, dated March 21, 2018, “Facility Decommissioning Evaluation Building 236-H, By-Product Purification Facility”
- 8.04 SDD-2005-00170, Rev. 2, dated October 22, 2020, “Environmental Compliance and Area Completion Projects (EC&ACP) Deactivation & Decommissioning (D&D) Policy on Decommissioning End Points for Slabs, Pits, Basements, and Basins”
- 8.05 SRNS-RP-2021-00120, Rev. 1, dated August 2022, “Core Team Protocol for Review and Concurrence on Facility Decommissioning Evaluations and Decommissioning Project Final Reports”
- 8.06 Q-APG-H-00495, Rev. 0, dated May 4, 2023, “Environmental Compliance & Area Completion Projects Baseline Asbestos Inspection Report of Building 236-H Exterior Thermal System Insulation”
- 8.07 SRNS-OS-2024-00080, Rev. 0, dated May 9, 2018, “SCDHEC Conditional Approval of the Facility Decommissioning Evaluation (FDE): By-Product Purification Facility, Building 236-H, G-FDE-H-00005, Revision 0, March 21, 2018 (Cover Letter Dated April 10, 2018)”
- 8.08 SRNS-OS-2024-00345, Rev. 0, dated May 21, 2018, “EPA Approval of the Facility Decommissioning Evaluation Building 236-H, By-Product Purification Facility (G-FDE-H-00005), Revision 0, March 21, 2018) Savannah River Site, Aiken, South Carolina
- 8.09 V-SDD-H-00003, Rev. 0, dated June 19, 2024, “FAI-51, Final Acceptance Inspection of Building 236-H, By-Product Purification Facility”

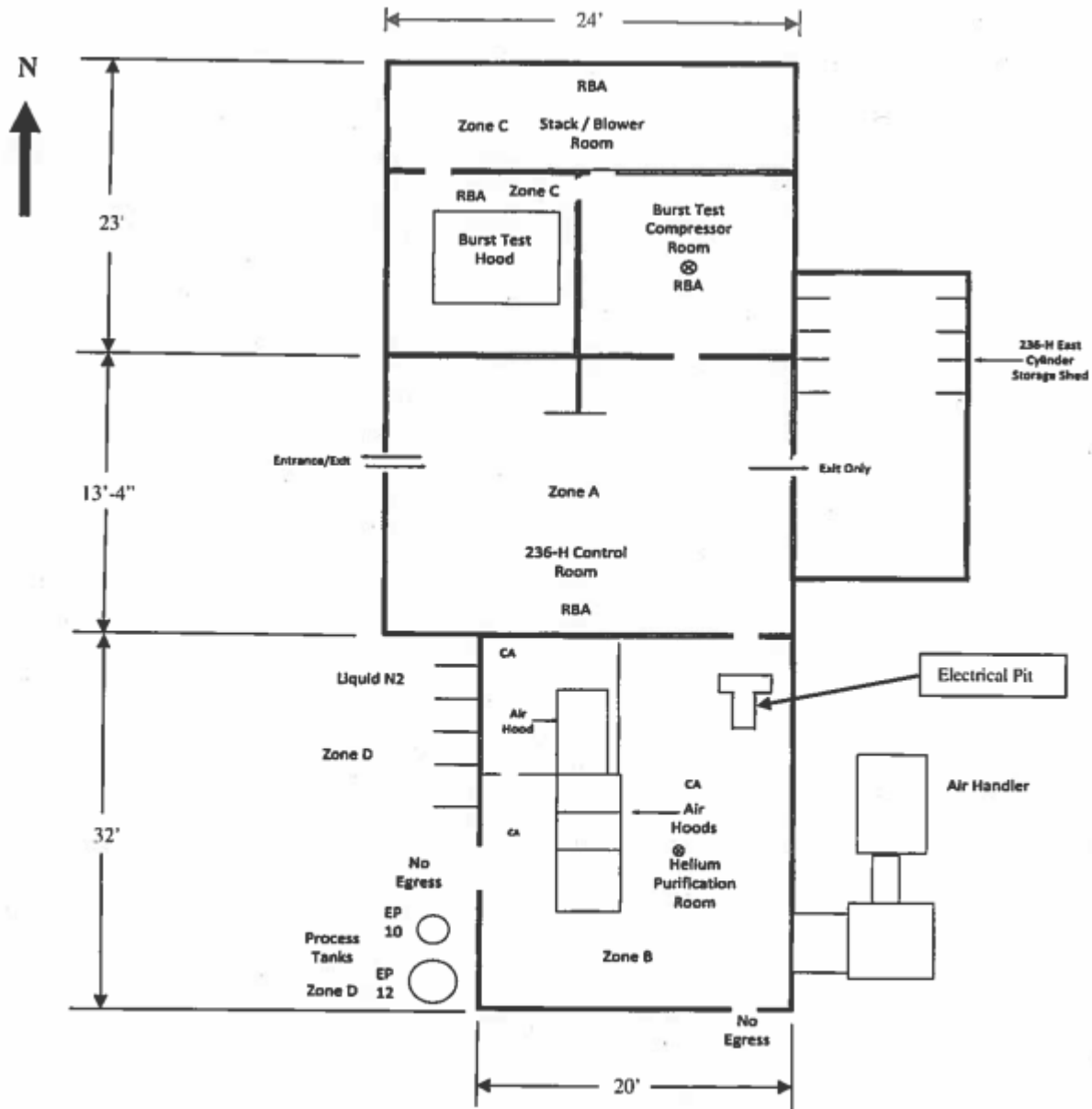
9.0 APPENDICES

- Appendix A – Graphics and Photos of the Facility/Structure
- Appendix B – Pre-Decommissioning Characterization Scoping²

² Direct excerpt from the Pre-Decommissioning Characterization Scoping Document (Reference 8.01)

Appendix A – Graphics and Photos of the Facility/Structure

This page intentionally left blank.



Legend:
 CA - Contamination Area
 RBA - Radiological Buffer Area
 ⊗ - Drains

Figure 1. 236-H Floor Plan

This page intentionally left blank.



Figure 2. 236-H Looking Northwest (Before)

This page intentionally left blank.



Figure 3. 236-H Looking Southeast (Before)

This page intentionally left blank.



Figure 4. 236-H Looking Southwest (After)



Figure 5. 236-H Looking Northwest (After)

APPENDIX B – Pre-Decommissioning Characterization Scoping

(Excerpt from: SRNS-RP-2022-00084, August 2023 (Final), *Scoping Summary for the 236-H By-Product Purification Facility (U) (Pre-Decommissioning Characterization Scoping)*)

This page intentionally left blank.

4.0 Characterization Summary

Based on a December 2017 radiological survey, process knowledge, and historical information, samples were collected from the building concrete floor slab in 2021 to evaluate the residual risk to human receptors (i.e., residential and industrial worker scenarios) and the environment. Because some deactivation activities remained following sample collection, a radiological survey of the building concrete floor slab was performed at the conclusion of deactivation and subsequent decontamination. The 2023 radiological survey revealed no additional locations of contamination when compared to the 2017 survey and no contamination levels greater than what was identified in the 2017 survey. The 2023 radiological survey was conservatively bounded by the 2017 survey. The building concrete floor slab was protected during decommissioning to ensure no additional contamination is introduced. The concrete characterization plan for the 236-H By-Product Purification Facility is summarized by the following elements:

- A biased sampling methodology was employed for the 236-H By-Product Purification Facility to identify highest levels of contamination and to assess the risk associated with the concrete floor slab that will constitute the remnants of the building following the completion of decommissioning (i.e., facility D&D remnants); and
- Samples were primarily collected at locations where the radiological survey identified tritium contamination areas (CAs), or areas of elevated activity and at locations where lead (Pb), mercury (Hg), polyaromatic hydrocarbons (PAHs) and polychlorinated biphenyls (PCBs) were most likely to be present.

The ten (10) sample locations were determined based on a review of monthly building surveys (SRNS 2017) and the FDE (SRNS 2018):

- Former location of 2 zeolite beds (Z-Beds 2A & 2B);
- Former location of Mercury Trap BP-40G;
- Northern section of facility location blower & stack;
- Former location of Bell Jar;
- Center section of facility;

- Southern section floor location identified as contaminated in 2018 (7,340 dpm/cm² tritium);
- Former location of compressor EP-11 and Welch Pump EP-18;
- Former location of Air Hood near Welch Pump EP-18;
- Former location of Welch Pump EP-13; and
- Former location of Process Holding Tank EP-10 and Relief Tank EP-12.

At the 236-H By-Product Purification Facility, an impact drill was used to collect concrete powder samples for tritium, gross alpha, nonvolatile beta, metals (including Pb and Hg), PCBs, volatile organic compounds (VOCs), and semi-VOCs (SVOCs). Two sample intervals were collected at each location: 0.0 to 5.1 cm (0 to 2 inches); and 5.1 to 10.2 cm (2 to 4 inches). Figure 10 through Figure 13 provide the sample locations and depth intervals for two constituents (Hg and tritium). Previous SRS concrete sampling for tritium analyses indicates the potential for tritium to be present throughout the thickness of the 236-H foundation. Therefore, the tritium concentrations in the 2- to 4-inch interval are assumed to extend through the entire concrete column. A preliminary HHRA (Appendix A), a preliminary PTSM evaluation (Appendix A), and a preliminary CM Evaluation (Appendix B) were performed on the concrete data. All the concrete data with summary tables are provided in Appendix C.

The 236-H inorganic and organic data identified the following constituents in the concrete:

ANALYTE	Units	Mean	Max Result
ALUMINUM	ug/kg	6930000.00	8700000.00
ANTIMONY	ug/kg	1647.80	5710.00
AROCLOR 1260	ug/kg	3.18	24.10
ARSENIC	ug/kg	1172.25	2450.00
BARIUM	ug/kg	41370.00	62900.00
BERYLLIUM	ug/kg	400.99	804.00
BIS(2-ETHYLHEXYL) PHTHALATE (DEHP)	ug/kg	7922.01	42100.00
CADMIUM	ug/kg	180.60	467.00
CALCIUM	ug/kg	67135000.00	78700000.00
CHROMIUM	ug/kg	26252.00	183000.00

ANALYTE	Units	Mean	Max Result
COBALT	ug/kg	5339.50	11300.00
COPPER	ug/kg	23945.00	66900.00
DI-N-BUTYL PHTHALATE	ug/kg	137.76	632.00
FLUORANTHENE	ug/kg	95.57	252.00
IRON	ug/kg	11109000.00	14200000.00
LEAD	ug/kg	3987.50	6000.00
MAGNESIUM	ug/kg	2965000.00	4750000.00
MANGANESE	ug/kg	201600.00	453000.00
MERCURY	ug/kg	340.19	2030.00
NICKEL	ug/kg	30495.00	392000.00
PHENANTHRENE	ug/kg	96.28	252.00
POTASSIUM	ug/kg	2281150.00	3860000.00
PYRENE	ug/kg	94.37	252.00
SELENIUM	ug/kg	1801.35	13500.00
SILVER	ug/kg	272.16	1840.00
SODIUM	ug/kg	617600.00	1310000.00
VANADIUM	ug/kg	17422.00	25200.00
ZINC	ug/kg	88240.00	440000.00

The National Research Council indicates concrete is primarily composed of the following major compounds (NRC 1997):

- Tricalcium silicate (3CaO-SiO₂) 42% to 65% by weight;
- Dicalcium silicate (2CaO-SiO₂) 10% to 30% by weight;
- Tricalcium aluminate (3CaO-Al₂O₃) 0% to 17% by weight;
- Calcium aluminoferrite (4CaO-Al₂O₃-Fe₂O₃) 6% to 18 % by weight; and
- Other Mg, Na, K and S oxides making up the balance.

Based on the average composition of concrete, it is reasonable to expect calcium, silica, aluminum, iron, magnesium, sodium, potassium, and sulfur to be present in the 236-H By-Product Purification Facility concrete samples. However, organic compounds (e.g., PCBs)

would not be expected in concrete samples, and elevated concentrations may indicate contamination. There is also known use of Hg at the 236-H By-Product Purification Facility, so elevated concentrations may indicate contamination.

The 236-H radiological data identified the following radionuclides in the concrete:

ANALYTE	Units	Mean	Max Result
ACTINIUM-228	pCi/g	1.45	2.02
BISMUTH-212	pCi/g	1.77	2.53
BISMUTH-214	pCi/g	0.85	1.18
CARBON-14	pCi/g	1.70	16.40
GROSS ALPHA	pCi/g	15.54	24.10
LEAD-212	pCi/g	1.51	2.18
LEAD-214	pCi/g	0.95	1.30
NONVOLATILE BETA	pCi/g	22.82	28.60
POTASSIUM-40	pCi/g	16.42	20.50
RADIUM-226	pCi/g	1.06	1.53
RADIUM-228	pCi/g	1.43	3.26
THORIUM-228	pCi/g	1.45	2.43
THORIUM-230	pCi/g	0.94	1.68
THORIUM-232	pCi/g	1.41	2.13
TRITIUM	pCi/g	12656.82	62300.00
URANIUM-233/234	pCi/g	0.81	1.51
URANIUM-238	pCi/g	0.88	1.65

For comparison, the International Atomic Energy Agency (IAEA) reported ranges for naturally-occurring radionuclides in concrete as the following: radium-226 (Ra-226) (1 Bq/kg to 250 Bq/kg [0.027 pCi/g to 6.756 pCi/g]), thorium-232 (Th-232) (1 Bq/kg to 190 Bq/kg [0.027 pCi/g to 5.135 pCi/g]), and potassium-40 (K-40) (5 Bq/kg to 1570 Bq/kg [0.135 pCi/g to 42.432 pCi/g]) in concrete samples (IAEA 2003). Similarly, the Federal Office for Radiation Protection (BfS) reported means for naturally-occurring radionuclides in concrete as the following: a Ra-226 mean of 30 Bq/kg (0.811 pCi/g), a Th-232 mean of 23 Bq/kg (0.622 pCi/g), and a K-40

mean of 450 Bq/kg (12.16 pCi/g) in concrete samples (BfS 2020). These naturally-occurring radionuclides and their daughter-products are expected to be present in concrete samples. However, elevated concentrations of man-made radionuclides (e.g., cesium-137 or tritium) may indicate contamination.

5.0 Strategy

A walkdown of 236-H By-Product Purification Facility will be conducted prior to initiating decommissioning activities, which should occur within the next month to avoid schedule delays. The preliminary HHRA (Appendix A), preliminary PTSM evaluation (Appendix A), and preliminary CM Evaluation (Appendix B) performed on the concrete data demonstrates that there are no constituents of concern for the resident (unrestricted use) or industrial worker scenarios, no PTSM, and no CM issues. A final radiological survey will be conducted at the end of decommissioning activities to ensure the 236-H remnants do not exceed SRS radiological limits. The project team believes the characterization data and preliminary evaluations support assignment of the facility remnants to FFA Appendix K.2, *D&D Facilities (or remnants) that Require No Further Evaluation* following decommissioning. The project team proposes to include the aforementioned data in the Decommissioning Project Final Report (DPFR) that will be developed to document the completion and closeout of the 236-H decommissioning project. The DPFR will be transmitted to the Core Team for concurrence in accordance with the *Core Team Protocol for Review and Concurrence on Facility Decommissioning Evaluations and Decommissioning Project Final Reports* (SRNS 2023). Concurrence by the Core Team on the project strategy is provided in Table 1.

Table 1. Record of Core Team Agreements³

RECORD OF CORE TEAM AGREEMENTS	
Date	Description of Agreement
<i>April 10, 2018</i>	<i>US DOE agrees the 236-H By-Product Purification Facility decommissioning will be conducted using the Integrated Sampling Model.</i>
<i>May 9, 2018</i>	<i>SCDHEC agrees the 236-H By-Product Purification Facility decommissioning will be conducted using the Integrated Sampling Model. However, SCDHEC requests another regulatory walkdown be conducted upon completion of the facility deactivation and prior to initiation of any decommissioning activities.</i>
<i>May 21, 2018</i>	<i>US EPA agrees the 236-H By-Product Purification Facility decommissioning will be conducted using the Integrated Sampling Model.</i>
<i>August 17, 2023</i>	<i>The Core Team agrees a walkdown of 236-H By-Product Purification Facility should be conducted prior to initiating decommissioning activities, preferably within the next month.</i>
<i>August 17, 2023</i>	<i>The Core Team agrees a final radiological survey would be conducted at the end of decommissioning activities.</i>
<i>August 17, 2023</i>	<i>The Core Team Agrees the concrete data collected the 236-H By-Product Purification Facility, the HHRA, PTSM evaluation, and CM evaluation can be used in the 236-H By-Product Purification Facility DPFR. No other data (i.e., final verification survey) is deemed necessary.</i>

³ Core team agreements should be documented at each phase and should be retained for each successive phase in order to maintain a comprehensive list for the life of the project.



Figure 1. Location of 236-H By-Product Purification Facility

SRS

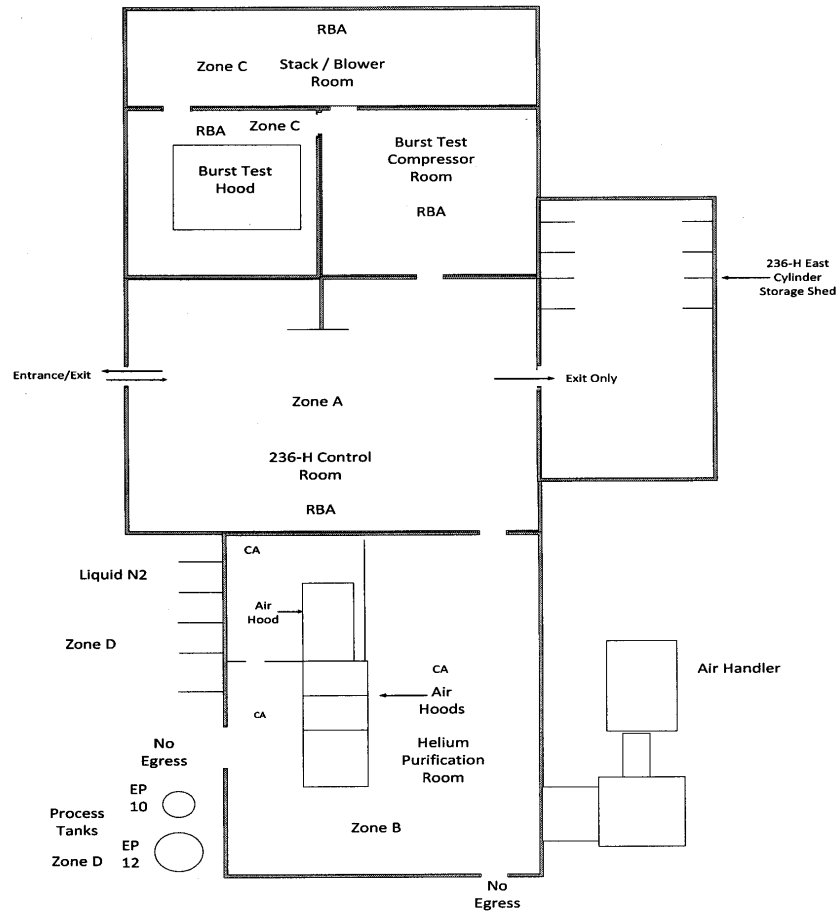


Figure 2. 236-H By-Product Purification Facility Schematic



Figure 3. Ground View of South Section of the 236-H By-Product Purification Facility



Figure 4. Ground View of Building 236-H Showing Utility Isolations



Figure 5. Control Room Panel Post Deactivation



Figure 6. Back of Control Room Post Deactivation



Figure 7. Alarm Panel Post Deactivation



Figure 8. South Process Room Void of Hoods Post Deactivation



Figure 9. North Ventilation Room Void of Air Handlers Post Deactivation

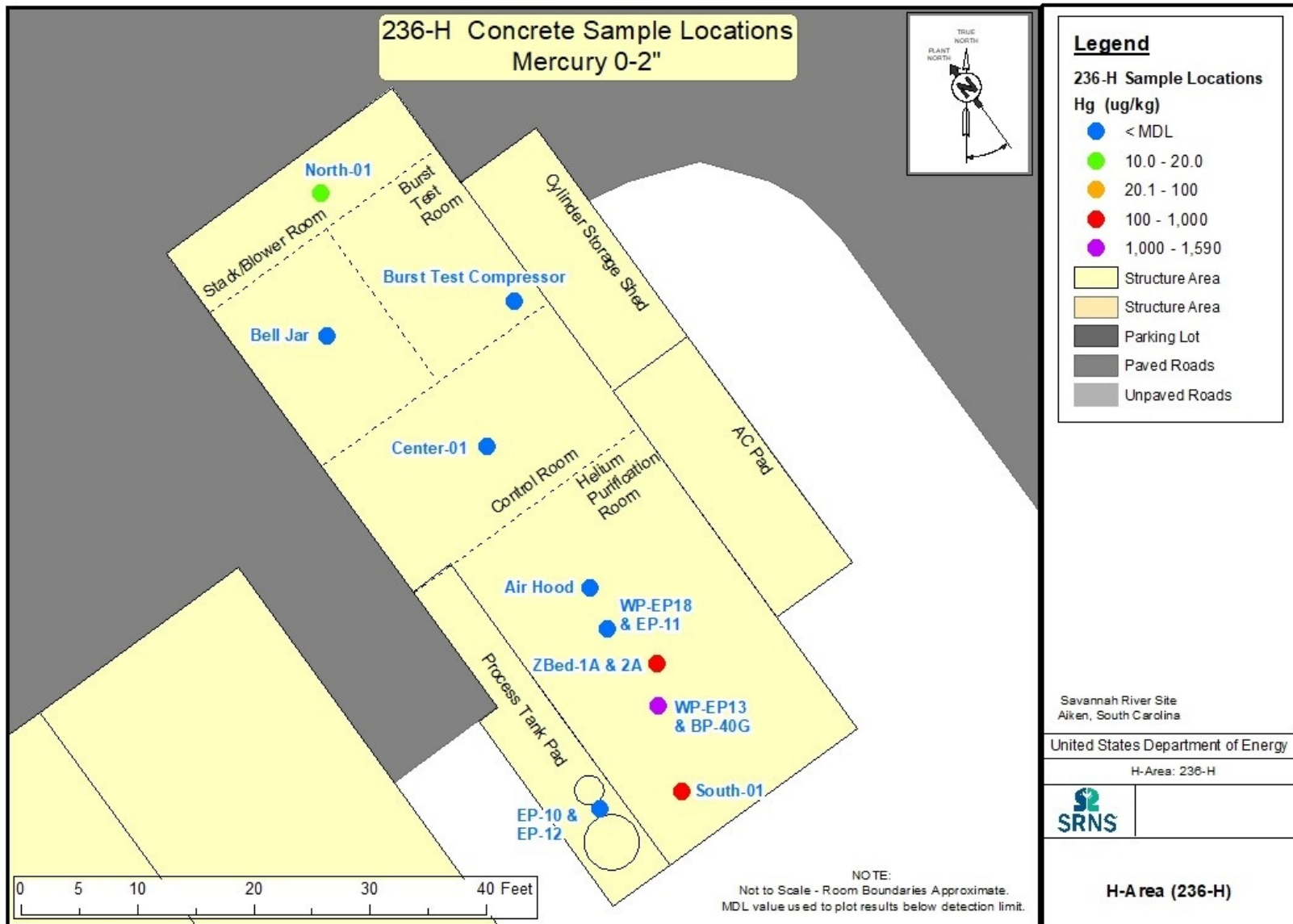


Figure 10. 236-H By-Product Purification Facility Concrete Sample Locations (Hg 0-2 inch)

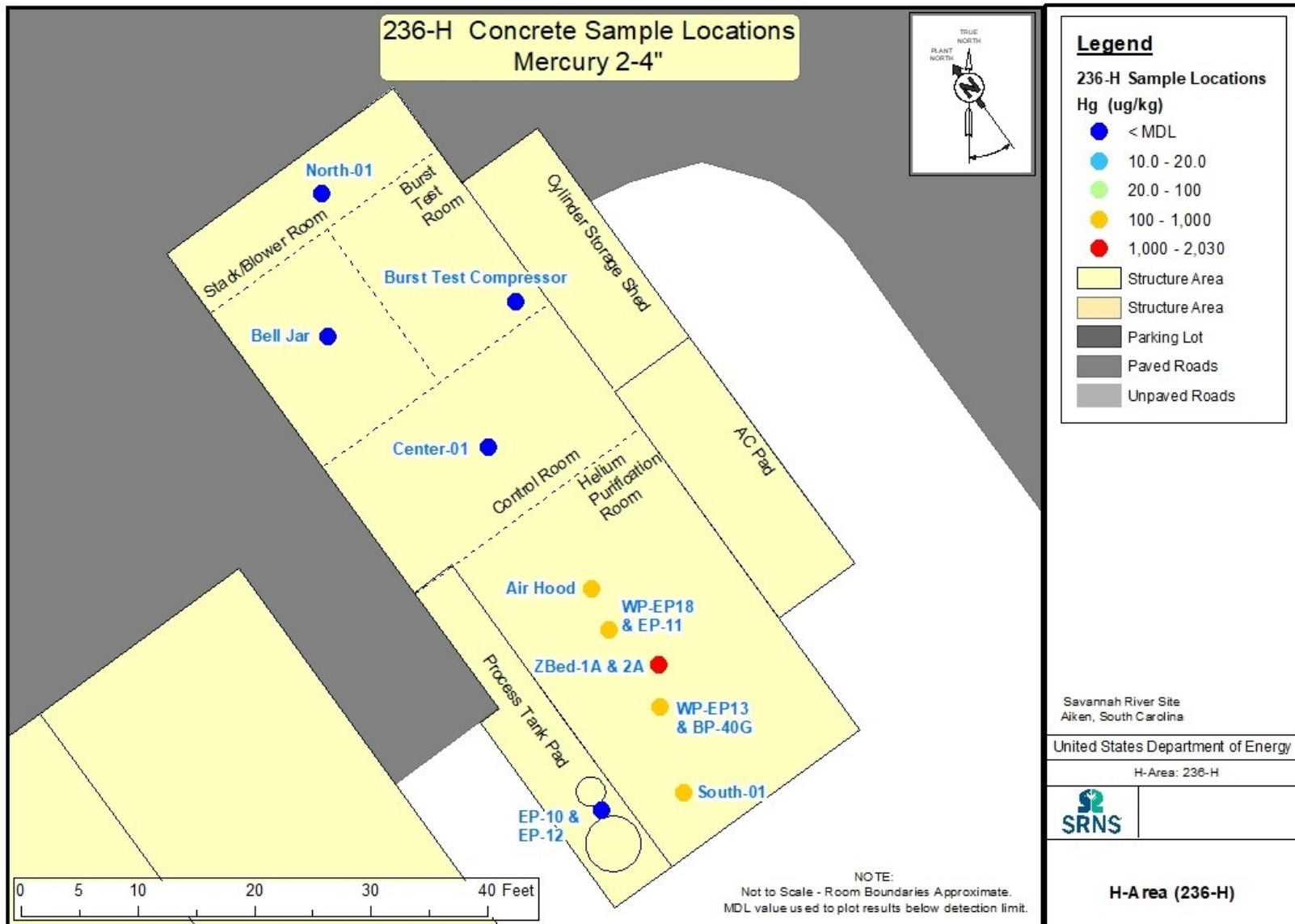


Figure 11. 236-H By-Product Purification Facility Concrete Sample Locations (Hg 2-4 inch)

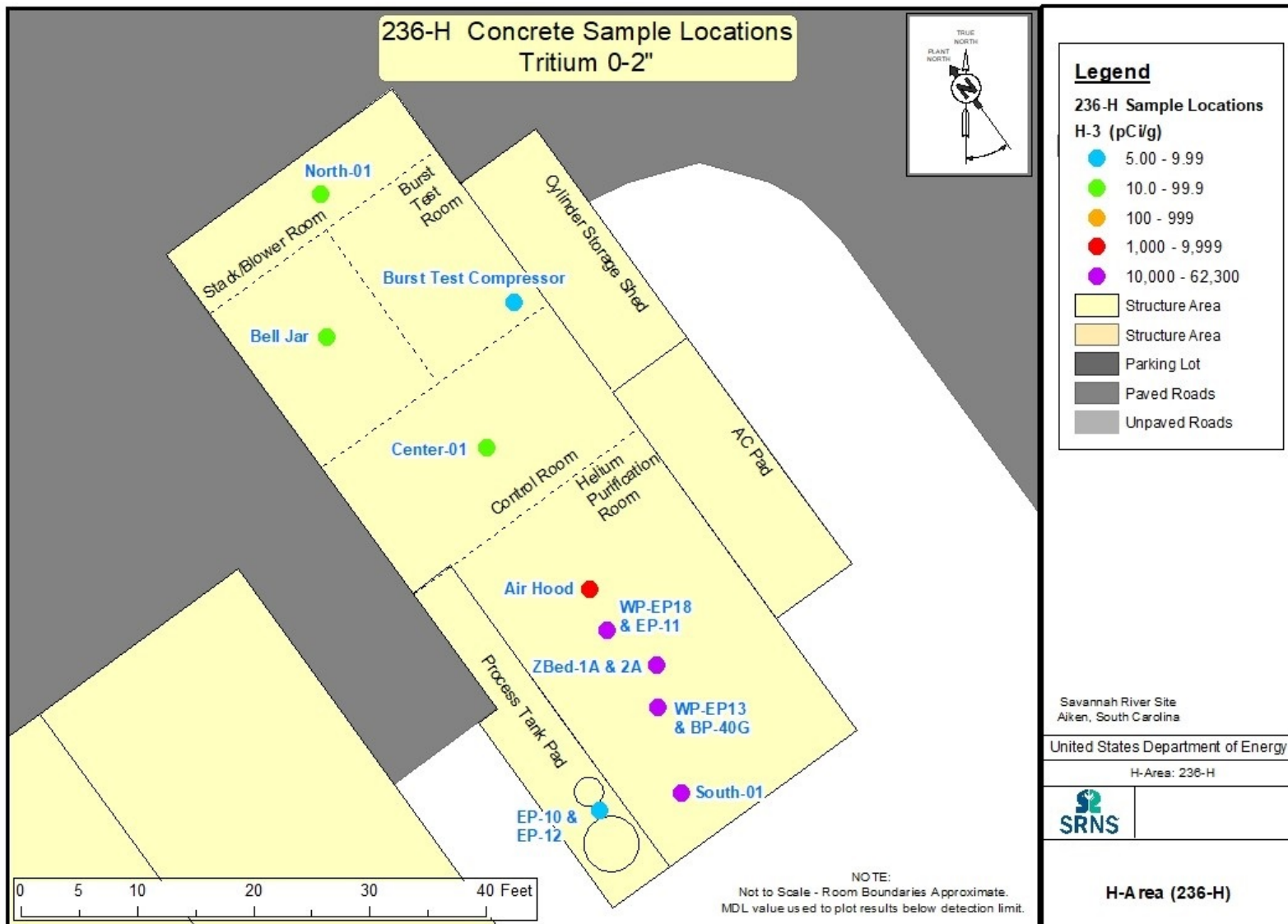


Figure 12. 236-H By-Product Purification Facility Concrete Sample Locations (Tritium 0-2 inch)

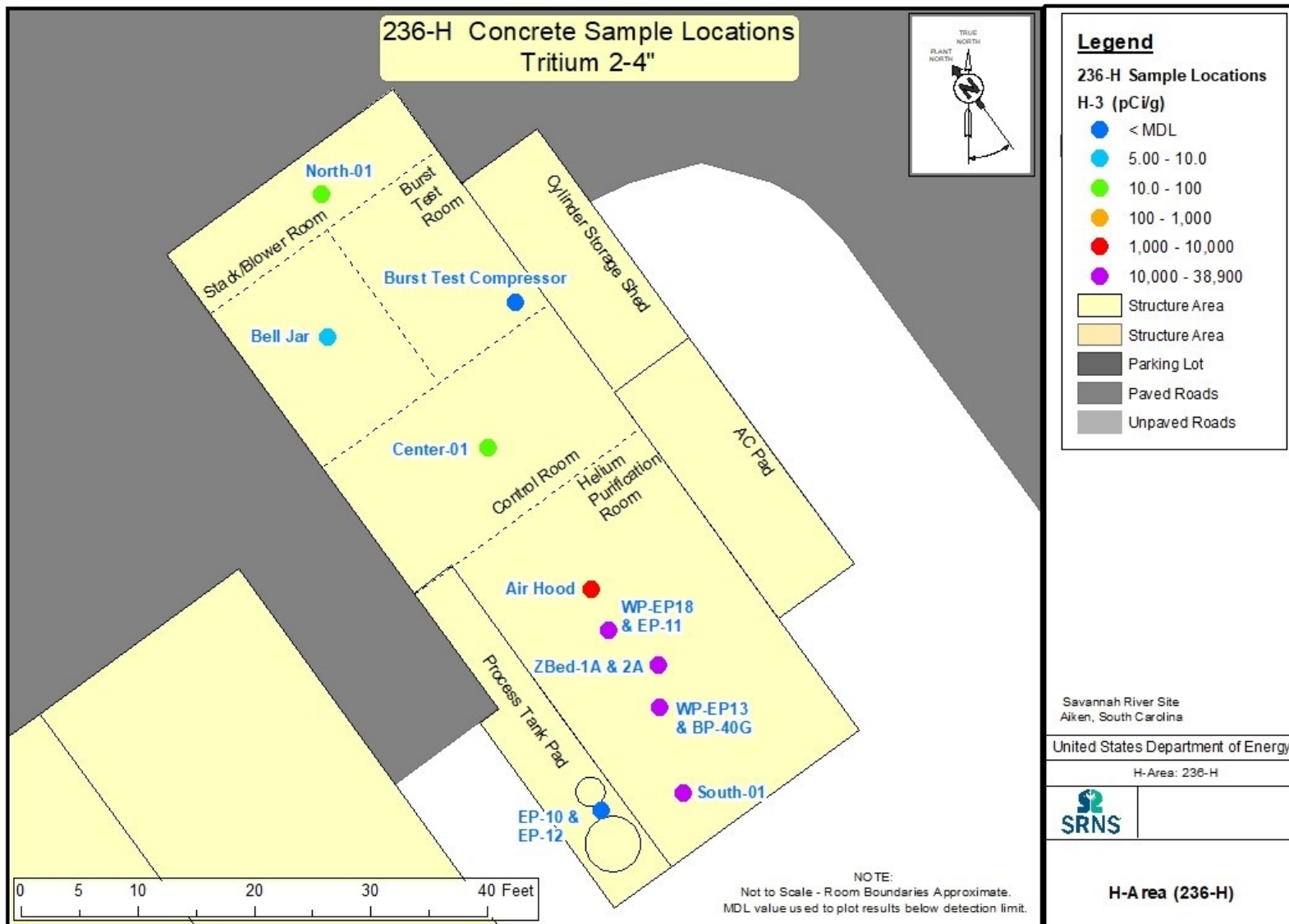


Figure 13. 236-H By-Product Purification Facility Concrete Sample Locations (Tritium 2-4 inch)

6.0 References

BfS, 2020. Radionuclides in Building Materials, Bundesamt für Strahlenschutz, Federal Office for Radiation Protection (BfS), December 8, 2020, [BfS - Natural radionuclides in building materials](#)

IAEA, 2003. *Extent of Environmental Contamination by Naturally Occurring Radioactive Material (NORM) and Technological Options for Mitigation*, Technical Reports Series No. 419, International Atomic Energy Agency (IAEA), December 2003, STI/DOC/010/419, Austria

NRC, 1997. *Nonconventional Concrete Technologies: Renewal of the Highway Infrastructure*. National Research Council (NRC) 1997, Washington, DC: The National Academies Press, <https://doi.org/10.17226/5560>.

SCS, 1990. *Soil Survey of Savannah River Site, Aiken, Allendale, and Barnwell Counties, South Carolina*, MF-2300, June 1990, U.S. Geological Survey

SRNS, 2017. *236-H Monthly Survey of 236-H Building*, TRIT-M-20171212-1, December 12, 2017, Savannah River Nuclear Solutions, LLC., Savannah River Site, Aiken SC 29808

SRNS, 2018. *Facility Decommissioning Evaluation, Building 236-H, By-Product Purification Facility*, G-FDE-H-00005, Rev. 0, March 21, 2018, Savannah River Nuclear Solutions, LLC., Savannah River Site, Aiken SC 29808

SRNS, 2023. *Core Team Protocol for Review and Concurrence on Facility Decommissioning Evaluations and Decommissioning Project Final Reports*, Appendix D-1, SRNS-RP-2022-00330, Rev. 1, June 2023, Savannah River Nuclear Solutions, LLC., Savannah River Site, Aiken SC 29808

PRELIMINARY RISK ASSESSMENT RESULTS

This page intentionally left blank.

A.1 Building 236-H Human Health Risk Evaluation Summary

Preliminary human health risk calculations for Building 236-H are presented in the attached Excel spreadsheet. The maximum detected concentrations were conservatively used as the exposure point concentrations to perform the calculations. For nonradiological constituents, the *USEPA Regional Screening Level* (RSL) table was used to obtain the thresholds for soil media (USEPA May 2021). Per SRS protocols, soil RSLs are multiplied by ten (10x) to obtain thresholds for concrete media. This step acknowledges that the exposure assumptions for competent, hardened concrete are different (less than) than the exposure assumptions for more friable soil media. For radionuclides, the *USEPA Preliminary Remediation Goals for Radionuclides on Outdoor Surfaces (SPRGs)* website was used to obtain the SPRGs for the risk estimates (USEPA March 2020). SPRG thresholds are used to evaluate concrete slab surfaces for two-dimensional external exposure and conservatively assume infinite depth of contamination (i.e., same as soil).

A.2 Preliminary Human Health Risk Evaluation for Building 236-H

Table A-1 lists the maximum detected concentrations from the 0-2 inch interval were compared to resident and industrial worker thresholds.

No noncarcinogenic constituents exceed a hazard quotient (HQ) of 1 for either receptor scenario (resident hazard index [HI] = 0.17; industrial worker HI = 0.015).

The following constituents exceed a risk of 1E-06:

Chromium: max detect = 183 mg/kg, resident risk = 6.1E-05, industrial worker risk = 2.9E-06.

The chemical analysis is for total chromium, but a total chromium RSL is not available at the USEPA website. The risk estimates are conservatively based on the RSL for hexavalent chromium (most toxic form). HQs based on trivalent chromium RSLs are less than one.

Potassium-40: max detect = 20.5 pCi/g, resident risk = 1.4E-04, industrial worker risk = 9.4E-05. Naturally occurring. Maximum detected concentration consistent with uncontaminated concrete media.

Thorium-232: max detect = 1.84 pCi/g, resident risk = 1.8E-04, industrial worker risk = 1.2E-04. Naturally occurring. Maximum detected concentration consistent with uncontaminated concrete media.

Uranium-238: max detect = 1.65 pCi/g, resident risk = 1.2E-04, industrial worker risk = 8.0E-05. Naturally occurring. Maximum detected concentration consistent with uncontaminated concrete media.

Risk Evaluation Conclusion: No constituents of concern for resident or industrial worker scenarios.

A.3 Preliminary PTSM Evaluation for Building 236-H

Table A-2 lists the maximum detected concentrations from the 0-2 inch and the 2-4 inch intervals were compared to industrial worker thresholds.

PTSM thresholds = $HI \geq 10$ for noncarcinogens and $risk \geq 1E-03$ for carcinogens.

HI = 0.017; Cumulative Risk = 3.2E-04

PTSM Conclusion: No PTSM.

TABLE A-1. PRELIMINARY HUMAN HEALTH RISK EVALUATION FOR BUILDING 236-H

TABLE A-1. PRELIMINARY HUMAN HEALTH RISK EVALUATION FOR BUILDING 236-H (0-2 inch interval)											
Analyte	Maximum Concentration ¹	Residential Scenario					Industrial Worker Scenario				
		Residential Soil RSL ²	Noncarcinogenic Hazard Estimate		Carcinogenic Risk Estimate		Industrial Soil RSL ²	Noncarcinogenic Hazard Estimate		Carcinogenic Risk Estimate	
			Residential Concrete RSL ³	Residential HQ Estimate ⁴	Residential Concrete RSL ³ or SPRG ⁵	Residential Risk Estimate ⁶		Industrial Concrete RSL ³	Industrial HQ Estimate ⁴	Industrial Concrete RSL ³ or SPRG ⁵	Industrial Risk Estimate ⁶
<i>Inorganics (mg/kg)</i>											
Aluminum	8.70E+03	7.7E+04	7.7E+05	1.1E-02	--	--	1.1E+06	1.1E+07	7.9E-04	--	--
Antimony	5.71E+00	3.1E+01	3.1E+02	1.8E-02	--	--	4.7E+02	4.7E+03	1.2E-03	--	--
Arsenic	1.82E+00	6.8E-01	--	--	6.8E+00	2.7E-07	3.0E+00	--	--	3.0E+01	6.1E-08
Barium	6.29E+01	1.5E+04	1.5E+05	4.2E-04	--	--	2.2E+05	2.2E+06	2.9E-05	--	--
Beryllium	6.45E-01	1.6E+02	--	--	1.6E+03	4.0E-10	2.3E+03	--	--	2.3E+04	2.8E-11
Cadmium	4.67E-01	7.1E+01	7.1E+02	6.6E-04	--	--	9.8E+02	9.8E+03	4.8E-05	--	--
Calcium	7.46E+04	EN	NA	--	NA	--	EN	NA	--	NA	--
Chromium ⁷ (+3)	1.83E+02	1.2E+05	1.2E+06	1.5E-04	--	--	1.8E+06	1.8E+07	1.0E-05	--	--
Chromium ⁷ (+6)	1.83E+02	3.0E-01	--	--	3.0E+00	6.1E-05	6.3E+00	--	--	6.3E+01	2.9E-06
Cobalt	1.13E+01	2.3E+01	2.3E+02	4.9E-02	--	--	3.5E+02	3.5E+03	3.2E-03	--	--
Copper	6.69E+01	3.1E+03	3.1E+04	2.2E-03	--	--	4.7E+04	4.7E+05	1.4E-04	--	--
Iron	1.29E+04	5.5E+04	5.5E+05	2.3E-02	--	--	8.2E+05	8.2E+06	1.6E-03	--	--
Lead	5.44E+00	4.0E+02	4.0E+03	1.4E-03	--	--	8.0E+02	8.0E+03	6.8E-04	--	--
Magnesium	3.50E+03	EN	NA	--	NA	--	EN	NA	--	NA	--
Manganese	2.30E+02	1.8E+03	1.8E+04	1.3E-02	--	--	2.6E+04	2.6E+05	8.8E-04	--	--
Mercury (elemental)	1.59E+00	1.1E+01	1.1E+02	1.4E-02	--	--	4.6E+01	4.6E+02	3.5E-03	--	--
Nickel	3.92E+02	1.5E+03	1.5E+04	2.6E-02	--	--	2.2E+04	2.2E+05	1.8E-03	--	--
Potassium	3.86E+03	EN	NA	--	NA	--	EN	NA	--	NA	--
Selenium	7.05E+00	3.9E+02	3.9E+03	1.8E-03	--	--	5.8E+03	5.8E+04	1.2E-04	--	--
Silver	2.86E-01	3.9E+02	3.9E+03	7.3E-05	--	--	5.8E+03	5.8E+04	4.9E-06	--	--

**TABLE A-1. PRELIMINARY HUMAN HEALTH RISK EVALUATION FOR BUILDING 236-H
(0-2 inch interval)**

Analyte	Maximum Concentration ¹	Residential Scenario					Industrial Worker Scenario				
		Residential Soil RSL ²	Noncarcinogenic Hazard Estimate		Carcinogenic Risk Estimate		Industrial Soil RSL ²	Noncarcinogenic Hazard Estimate		Carcinogenic Risk Estimate	
			Residential Concrete RSL ³	Residential HQ Estimate ⁴	Residential Concrete RSL ³ or SPRG ⁵	Residential Risk Estimate ⁶		Industrial Concrete RSL ³	Industrial HQ Estimate ⁴	Industrial Concrete RSL ³ or SPRG ⁵	Industrial Risk Estimate ⁶
Sodium	1.31E+03	EN	NA	--	NA	--	EN	NA	--	NA	--
Vanadium	2.52E+01	3.9E+02	3.9E+03	6.5E-03	--	--	5.8E+03	5.8E+04	4.3E-04	--	--
Zinc	4.40E+02	2.3E+04	2.3E+05	1.9E-03	--	--	3.5E+05	3.5E+06	1.3E-04	--	--
<i>Organics (mg/kg)</i>											
Bis (2-ethylhexyl-phthalate)	4.21E+01	3.9E+01	--	--	3.9E+02	1.1E-07	1.6E+02	--	--	1.6E+03	2.6E-08
Di-N-Butyl phthalate	3.73E-01	6.3E+03	6.3E+04	5.9E-06	--	--	8.2E+04	8.2E+05	4.5E-07	--	--
Fluoranthene	8.15E-02	2.4E+03	2.4E+04	3.4E-06	--	--	3.0E+04	3.0E+05	2.7E-07	--	--
Phenanthrene	9.34E-02	NA ⁸	--	--	--	--	NA ⁸	--	--	--	--
Pyrene	7.47E-02	1.8E+03	1.8E+04	4.2E-06	--	--	2.3E+04	2.3E+05	3.2E-07	--	--
<i>PCBs (mg/kg)</i>											
Aroclor 1260	2.41E-02	2.4E-01	--	--	2.4E+00	1.0E-08	9.9E-01	--	--	9.9E+00	2.4E-09
<i>Radionuclides (pCi/g)</i>											
Carbon-14	1.64E+01	--	--	--	1.6E+04	1.0E-09	--	--	--	2.5E+04	6.6E-10
Potassium-40	2.05E+01	--	--	--	1.5E-01	1.4E-04	--	--	--	2.2E-01	9.4E-05
Thorium-232	1.84E+00	--	--	--	1.0E-02	1.8E-04	--	--	--	1.5E-02	1.2E-04
Ac228	1.71E+00	--	--	--	NA	--	--	--	--	NA	--
Ra228	1.79E+00	--	--	--	NA	--	--	--	--	NA	--
Th228	2.43E+00	--	--	--	NA	--	--	--	--	NA	--
Pb212	1.89E+00	--	--	--	NA	--	--	--	--	NA	--
Bi212	2.53E+00	--	--	--	NA	--	--	--	--	NA	--
Tritium H-3	6.23E+04	--	--	--	NA ⁸	--	--	--	--	NA ⁸	--
Uranium-238	1.65E+00	--	--	--	1.4E-02	1.2E-04	--	--	--	2.1E-02	8.0E-05

**TABLE A-1. PRELIMINARY HUMAN HEALTH RISK EVALUATION FOR BUILDING 236-H
(0-2 inch interval)**

Analyte	Maximum Concentration ¹	Residential Scenario					Industrial Worker Scenario				
		Residential Soil RSL ²	Noncarcinogenic Hazard Estimate		Carcinogenic Risk Estimate		Industrial Soil RSL ²	Noncarcinogenic Hazard Estimate		Carcinogenic Risk Estimate	
			Residential Concrete RSL ³	Residential HQ Estimate ⁴	Residential Concrete RSL ³ or SPRG ⁵	Residential Risk Estimate ⁶		Industrial Concrete RSL ³	Industrial HQ Estimate ⁴	Industrial Concrete RSL ³ or SPRG ⁵	Industrial Risk Estimate ⁶
U233/234	1.18E+00	--	--	--	NA	--	--	--	--	NA	--
Th230	1.65E+00	--	--	--	NA	--	--	--	--	NA	--
Ra226	1.46E+00	--	--	--	NA	--	--	--	--	NA	--
Pb214	1.17E+00	--	--	--	NA	--	--	--	--	NA	--
Bi214	1.09E+00	--	--	--	NA	--	--	--	--	NA	--
			Hazard Index (HI)	1.7E-01	Cumulative Risk	5.0E-04		Hazard Index (HI)	1.5E-02	Cumulative Risk	3.0E-04

Table A-1 Notes:

- 1 - Maximum detected concentration from the 0-2 inch sample interval.
- 2 - Nonradiological RSLs are default resident or industrial worker soil values from the *EPA Regional Screening Levels Table*, dated May 2021.
- 3 - RSLs for concrete media are ten times (10x) the soil RSLs.
- 4 - Hazard Estimate (HQ) = maximum concentration / RSL concentration,
- 5 - Radiological SPRGs are default secular equilibrium (SE) SPRGs for resident or industrial worker for concrete media from *EPA Preliminary Remediation Goals for Radionuclides in Outdoor Surfaces at Superfund Sites* website, dated March 2020.
- 6 - Risk Estimate = (maximum concentration / RSL or PRG concentration) x 1E-06
- 7 - Chemical analysis for total chromium. A total chromium RSL is not available; both trivalent and hexavalent chromium RSLs presented for comparison purposes.
- 8 - NA = RSL not available for phenanthrene; SPRG not available for tritium under a 2-dimensional external exposure scenario for a concrete slab.

EN = essential nutrient
NA = not applicable

TABLE A-2. PRELIMINARY PTSM EVALUATION FOR BUILDING 236-H

TABLE A-2. PRELIMINARY PTSM EVALUATION FOR BUILDING 236-H						
(All depths: 0-2 inches; and 0-4 inches)						
Analyte	Maximum Concentration¹	Industrial Soil RSL²	Noncarcinogenic Hazard Estimate		Carcinogenic Risk Estimate	
			Industrial Concrete RSL³	Industrial HQ Estimate⁴	Industrial Concrete RSL³ or SPRG⁵	Industrial Risk Estimate⁶
<i>Inorganics (mg/kg)</i>						
Aluminum	8.70E+03	1.1E+06	1.1E+07	7.9E-04	--	--
Antimony	5.71E+00	4.7E+02	4.7E+03	1.2E-03	--	--
Arsenic	1.82E+00	3.0E+00	--	--	3.0E+01	6.1E-08
Barium	6.29E+01	2.2E+05	2.2E+06	2.9E-05	--	--
Beryllium	8.04E-01	2.3E+03	--	--	2.3E+04	3.5E-11
Cadmium	4.67E-01	9.8E+02	9.8E+03	4.8E-05	--	--
Calcium	7.87E+04	EN	NA	--	NA	--
Chromium ⁷ (+3)	1.83E+02	1.8E+06	1.8E+07	1.0E-05	--	--
Chromium ⁷ (+6)	1.83E+02	6.3E+00	--	--	6.3E+01	2.9E-06
Cobalt	1.13E+01	3.5E+02	3.5E+03	3.2E-03	--	--
Copper	6.69E+01	4.7E+04	4.7E+05	1.4E-04	--	--
Iron	1.42E+04	8.2E+05	8.2E+06	1.7E-03	--	--
Lead	6.00E+00	8.0E+02	8.0E+03	7.5E-04	--	--
Magnesium	4.75E+03	EN	NA	--	NA	--
Manganese	4.53E+02	2.6E+04	2.6E+05	1.7E-03	--	--
Mercury (elemental)	2.03E+00	4.6E+01	4.6E+02	4.4E-03	--	--
Nickel	3.92E+02	2.2E+04	2.2E+05	1.8E-03	--	--
Potassium	3.86E+03	EN	NA	--	NA	--
Selenium	1.35E+01	5.8E+03	5.8E+04	2.3E-04	--	--
Silver	1.84E+00	5.8E+03	5.8E+04	3.2E-05	--	--

TABLE A-2. PRELIMINARY PTSM EVALUATION FOR BUILDING 236-H
(All depths: 0-2 inches; and 0-4 inches)

Analyte	Maximum Concentration ¹	Industrial Soil RSL ²	Noncarcinogenic Hazard Estimate		Carcinogenic Risk Estimate	
			Industrial Concrete RSL ³	Industrial HQ Estimate ⁴	Industrial Concrete RSL ³ or SPRG ⁵	Industrial Risk Estimate ⁶
<i>Inorganics (mg/kg)(cont.)</i>						
Sodium	1.31E+03	EN	NA	--	NA	--
Vanadium	2.52E+01	5.8E+03	5.8E+04	4.3E-04	--	--
Zinc	4.40E+02	3.5E+05	3.5E+06	1.3E-04	--	--
<i>Organics (mg/kg)</i>						
Bis(2ethylhexylphthalate)	4.21E+01	1.6E+02	--	--	1.6E+03	2.6E-08
Di-N-Butyl phthalate	6.32E-01	8.2E+04	8.2E+05	7.7E-07	--	--
Fluoranthene	8.15E-02	3.0E+04	3.0E+05	2.7E-07	--	--
Phenanthrene	9.34E-02	NA ⁸	--	--	--	--
Pyrene	7.47E-02	2.3E+04	2.3E+05	3.2E-07	--	--
<i>PCBs (mg/kg)</i>						
Aroclor 1260	2.41E-02	9.9E-01	--	--	9.9E+00	2.4E-09
<i>Radionuclides (pCi/g)</i>						
Carbon-14	1.64E+01	--	--	--	2.5E+04	6.6E-10
Potassium-40	2.05E+01	--	--	--	2.2E-01	9.4E-05
Thorium-232	2.13E+00	--	--	--	1.5E-02	1.4E-04
Ac228	2.02E+00	--	--	--	NA	--
Ra228	3.26E+00	--	--	--	NA	--
Th228	2.43E+00	--	--	--	NA	--
Pb212	2.18E+00	--	--	--	NA	--
Bi212	2.53E+00	--	--	--	NA	--
<i>Radionuclides (pCi/g)</i>						
Tritium H-3	6.23E+04	--	--	--	NA ⁸	--
Uranium-238	1.65E+00	--	--	--	2.1E-02	8.0E-05

**TABLE A-2. PRELIMINARY PTSM EVALUATION FOR BUILDING 236-H
(All depths: 0-2 inches; and 0-4 inches)**

Analyte	Maximum Concentration ¹	Industrial Soil RSL ²	Noncarcinogenic Hazard Estimate		Carcinogenic Risk Estimate	
			Industrial Concrete RSL ³	Industrial HQ Estimate ⁴	Industrial Concrete RSL ³ or SPRG ⁵	Industrial Risk Estimate ⁶
U233/234	1.51E+00	--	--	--	NA	--
Th230	1.68E+00	--	--	--	NA	--
Ra226	1.53E+00	--	--	--	NA	--
Pb214	1.30E+00	--	--	--	NA	--
Bi214	1.18E+00	--	--	--	NA	--
			Hazard Index (HI)	1.7E-02	Cumulative Risk	3.2E-04
			PTSM?⁹	NO	PTSM?¹⁰	NO

1 - Maximum detected concentration from 0-2 inch and 2-4 inch sample intervals.

2 - Nonradiological RSLs are default industrial worker soil values from the *EPA Regional Screening Levels Table*, dated May 2021.

3 - Industrial worker RSLs for concrete media are ten times (10x) the soil RSLs.

4 - Hazard Estimate (HQ) = maximum concentration / RSL concentration.

5 - Radiological SPRGs are default secular equilibrium (SE) SPRGs for an industrial worker for concrete media from *EPA Preliminary Remediation Goals for Radionuclides in Outdoor Surfaces at Superfund Sites* website, dated March 2020.

6 - Risk Estimate = (maximum concentration / RSL or PRG concentration) x 1E-06

7 - Chemical analysis for total chromium. A total chromium RSL is not available; both trivalent and hexavalent chromium RSLs presented for comparison purposes.

8 - NA = RSL not available for phenanthrene; SPRG not available for tritium under a 2-dimensional external exposure scenario for a concrete slab.

9 - Waste unit potentially has PTSM if HI ≥ 10 for noncarcinogenic constituents.

10 -Waste unit potentially has PTSM if cumulative risk ≥ 1E-03 for carcinogenic constituents.

EN = essential nutrient

NA = not applicable

PRELIMINARY CONTAMINANT MIGRATION EVALUATION

This page intentionally left blank.

B.1 Building 236-H Contaminant Migration Evaluation Summary

Preliminary contaminant migration modeling was performed in VZCOMML (Rucker 2001) for the contaminants within the 236-H slab. The maximum detected concentrations were conservatively used as source zone concentration throughout the entire 10-in. slab. VZCOMML default contaminant parameters were used for each constituent investigated (Table B-1). The source length, elevation, and thickness were based on building drawings (S5-2-2099 and W729389, Table B-2). Water elevation data used to determine depth to water and saturated zone hydraulic gradient were from WSRC-RP-2000-4134 (SRNS 2020). The entire vadose zone was conservatively assumed to be sand. The saturated zone was also assumed to be sand. The infiltration rate was that of degraded concrete over a 1000-year period (SRNL 2009). These and other physical transport parameters used are presented in Table B-2.

The Tier I analysis identified seven constituents as contaminant migration constituents of potential concern (CM COPCs) for the 236-H slab: Bis(2-ethylhexyl) phthalate, PCB 1260, cobalt, manganese, mercury, potassium-40, and tritium (Table B-3).

The seven constituents, which failed Tier I screening, were evaluated in a Tier II simulation. No constituents were identified as Tier II CM COPCs (Table B-4).

Preliminary contaminant migration analysis identifies no groundwater impacts associated with leaving the slab (decommissioned remnants) in place.

B.2 Contaminant Migration References

NUREG, 1997, Uncertainty Analyses of Infiltration and Subsurface Flow and Transport for SDMP Sites, NUREG/CR-6565, US Nuclear Regulatory Commission, 1997.

Rucker, Gregory G., 2011. Soil Contaminant Migration Screen Software Calculation Check (U) for VZCOMML© v.4.0, Q-CLC-G-00089, Revision 0, Savannah River Nuclear Solutions, LLC, Savannah River Site, Aiken, SC

S5-2-2099, Rev 20. 1964. Pressure Testing Facility Foundation Plan and Details., Savannah River Plant, Aiken SC

SRNL, 2009. Material Property, Infiltration, and Saturation Estimates and Distributions for the Composite Analysis, SRNL-STI-2009-00316, Savannah River National Laboratory, Savannah River Site, Aiken, SC

SRNS, 2020 Scoping Summary for the General Separations Area Eastern Groundwater Operable Unit (U), WSRC-RP-2000-41346, Savannah River Nuclear Solutions, LLC, Savannah River Site, Aiken, SC

USEPA, 2000. Soil Screening Guidance for Radionuclides, Technical Background Document, EPA/540-R-00-006, U.S. Environmental Protection Agency, Office of Solid Waste and Emergency Response, Washington, DC

W1729389, Rev 19. 1983. Building 236H Test Barricade Addition Foundation Plan. Sects. & Dets. Concrete., Savannah River Plant, Aiken SC

WSRC, 1998. Regulatory Document Handbook: Contaminant Migration Constituents of Potential Concern, ERD-AG-003, Revision 1, Westinghouse Savannah River Company, Savannah River Site, Aiken, SC.

Table B-1. Chemical Parameters Used

Analyte	K _{oc}	K _d	Half-life	H	Solubility	Standard
	(L/kg)		(yr ⁻¹)	(-)	(mg/L)	(µg/L or pCi/L)
<u>Organics</u>						
Bis(2-ethylhexyl) phthalate	1.11E+05	1.11E+01	6.30E-02	4.18E-06	3.40E-01	6.00E+02
Di-n-butyl phthalate	1.57E+03	3.14E-01	6.30E-02	3.85E-08	1.12E+01	9.00E+02
Fluoranthene	4.90E+04	4.90E+00	1.21E+00	6.60E-04	2.06E-01	8.00E+02
Phenanthrene	1.40E+04	1.40E+00	5.48E-01	1.60E-03	1.29E+00	NA
Pyrene	6.80E+04	6.80E+00	5.20E+00	4.51E-04	1.35E-01	1.20E+02
<u>PCBs</u>						
PCB 1260	3.09E+05	6.18E+01	3.42E+04	1.03E-02	1.44E-02	7.80E-03
<u>Metals</u>						
Aluminum	NA	1.50E+03	NA	None	None	2.00E+04
Antimony	NA	4.00E+03	NA	None	None	6.00E+00
Arsenic	NA	3.90E+01	NA	None	None	1.00E+01
Barium	NA	4.10E+01	NA	None	None	2.00E+03
Beryllium	NA	7.90E+02	NA	None	None	4.00E+00
Cadmium	NA	7.50E+01	NA	None	None	5.00E+00
Calcium	NA	5.00E+00	NA	None	None	NA

Table B-1. Chemical Parameters Used *(continued)*

Analyte	K _{oc}	K _d	Half-life	H	Solubility	Standard
	(L/kg)		(yr ⁻¹)	(-)	(mg/L)	(µg/L or pCi/L)
Chromium	NA	1.80E+06	NA	None	None	1.00E+02
Cobalt	NA	1.00E+01	NA	None	None	6.00E+00
Copper	NA	2.50E+01	NA	None	None	1.30E+03
Iron	NA	2.20E+02	NA	None	None	1.40E+04
Lead	NA	2.70E+02	NA	None	None	1.50E+01
Magnesium	NA	No K _d available	NA	None	None	NA
Manganese	NA	5.00E+01	NA	None	None	4.30E+02
Mercury	NA	5.20E+01	NA	0.467	None	2.00E+00
Nickel	NA	6.50E+01	NA	None	None	3.90E+02
Selenium	NA	5.50E+01	NA	None	None	5.00E+01
Silver	NA	9.00E+01	NA	None	None	9.40E+01
Vanadium	NA	1.00E+03	NA	None	None	8.60E+01
Zinc	NA	6.20E+01	NA	None	None	6.00E+03
<u>Radionuclides</u>						
Actinium-228	NA	4.50E+02	7.00E-04	None	None	2.66E+01
Carbon-14	NA	5.50E+01	5.73E+03	None	None	2.00E+03
Lead-212	NA	2.70E+02	1.20E-03	None	None	2.12E+00

Table B-1. Chemical Parameters Used *(continued/end)*

Analyte	K _{oc}	K _d	Half-life	H	Solubility	Standard
	(L/kg)		(yr ⁻¹)	(-)	(mg/L)	(µg/L or pCi/L)
Potassium-40	NA	7.50E+01	1.28E+09	None	None	2.14E+00
Radium-226	NA	1.00E+02	1.60E+03	None	None	5.00E+00
Radium-228	NA	1.00E+02	5.75E+00	None	None	5.00E+00
Thorium-228	NA	1.00E+02	1.91E+00	None	None	1.50E+01
Thorium-230	NA	1.00E+02	7.70E+04	None	None	1.50E+01
Thorium-232	NA	1.00E+02	1.41E+10	None	None	1.50E+01
Uranium-233/234	NA	4.00E+01	2.45E+05	None	None	1.00E+01
Tritium	NA	0.00E00	1.23E+01	None	None	2.00E+04
Uranium-238	NA	4.00E+01	4.47E+09	None	None	1.00E+01

Table B-2. Physical Parameters Used

Parameter	Value	Units	Reference
Aquifer saturated horizontal hydraulic conductivity	6,004	ft/y	Sand, NUREG, 1997
Aquifer Thickness	10	ft	VZCOMML Default Value
Infiltration Rate	5.62	in/yr	SRNL, 2009
Source Length Parallel to Groundwater Flow	80	ft	Estimated from building drawings (S5-2-2099 & W729389)
Source Depth	10	in	Estimated from building drawing (W729389)
Depth to water	49	ft	Determined from building elevation (W729389) and potentiometric surface (SRNS, 2020)
Horizontal hydraulic gradient	0.01	ft/ft	Estimated from potentiometric surface (SRNS, 2020)
Soil classification	Sand	NA	Conservative Assumption
Total porosity	0.43	Decimal fraction	NUREG, 1997
Effective porosity	0.383	Decimal fraction	NUREG, 1997
Saturated vertical hydraulic conductivity	6,004	ft/y	Rucker, 2009
Exposure duration	30	y	USEPA, 2000
Evaluation time	1,000	y	WSRC, 1998
Dry bulk density	1.7	kg/L	Rucker, 2009
Fraction organic carbon	0.0002	Decimal fraction	Rucker, 2009

Table B-3. Tier I Screening Results

Analyte	Source Zone Concentration	Tier I Source-Specific SSL	Tier I Mass Limit SSL	Failing Analytes
	(mg/kg or pCi/g)			
<u>Organics</u>				
Bis(2-ethylhexyl) phthalate	4.21E+01	2.07E+00	2.16E+00	Bis(2-ethylhexyl) phthalate
Di-n-butyl phthalate	6.32E-01	5.73E+00	3.24E+02	
Fluoranthene	8.15E-02	1.23E+02	2.88E+02	
Phenanthrene*	9.34E-02	NA	NA	
Pyrene	7.47E-02	2.55E+01	4.32E+01	
<u>PCBs</u>				
PCB 1260	2.41E-02	7.48E-03	2.81E-03	PCB 1260
<u>Metals</u>				
Aluminum	8.70E+03	4.65E+05	7.20E+03	
Antimony	5.71E+00	3.72E+02	2.16E+00	
Arsenic	1.82E+00	6.06E+00	3.60E+00	
Barium	6.29E+01	1.27E+03	7.20E+02	
Beryllium	8.04E-01	4.89E+01	1.44E+00	
Cadmium	4.67E-01	5.82E+00	1.80E+00	
Calcium*	6.44E+04	NA	NA	
Chromium	1.83E+02	2.79E+06	3.60E+01	
Cobalt	1.13E+01	9.38E-01	2.16E+00	Cobalt
Copper	6.69E+01	5.05E+02	4.68E+02	

Table B-3. Tier I Screening Results *(continued)*

Analyte	Source Zone Concentration	Tier I Source-Specific SSL	Tier I Mass Limit SSL	Failing Analytes
	<i>(mg/kg or pCi/g)</i>			
Lead	6.00E+00	6.28E+01	5.40E+00	
Magnesium*	4.75E+03	NA	NA	
Manganese	4.53E+02	3.34E+02	1.55E+02	Manganese
Mercury	2.03E+00	1.61E+00	7.20E-01	Mercury
Nickel	3.92E+02	3.93E+02	1.40E+02	
Selenium	1.35E+01	4.27E+01	1.80E+01	
Silver	1.84E+00	1.31E+02	3.38E+01	
Vanadium	2.52E+01	1.33E+03	3.09E+01	
Zinc	4.40E+02	5.77E+03	2.16E+03	
<u>Radionuclides</u>				
Actinium-228	2.02E+00	5.51E+06	2.84E+05	
Carbon-14	1.64E+01	1.71E+03	7.21E+02	
Lead-212	2.18E+00	1.54E+05	1.32E+04	
Potassium-40	2.05E+01	2.49E+00	7.70E-01	Potassium-40
Radium-226	1.53E+00	7.80E+00	1.81E+00	
Radium-228	3.26E+00	2.88E+01	6.69E+00	
Thorium-228	2.43E+00	2.53E+02	5.88E+01	
Thorium-230	1.68E+00	2.33E+01	5.40E+00	
Thorium-232	2.13E+00	2.33E+01	5.40E+00	
Uranium-233/234	1.51E+00	6.21E+00	3.60E+00	

Table B-3. Tier I Screening Results (continued/end)

Analyte	Source Zone Concentration	Tier I Source-Specific SSL	Tier I Mass Limit SSL	Failing Analytes
	<i>(mg/kg or pCi/g)</i>			
Tritium	6.23E+04	7.20E+03	6.24E+01	Tritium
Uranium-238	1.65E+00	6.21E+00	3.60E+00	

* Constituents did not undergo SSL calculations. These constituents lacked both MCLs and USEPA RSLs. These analytes did not undergo CM COC evaluation and were listed as “NA”.

Table B-4. Tier II Simulation Results

Analyte	Source Zone Concentration	Retardation	Mean Travel Time	Predicted Concentration in Aquifer	Action Level	Failing Analytes	Tier II SSL _{T1/2}	Tier II MLSSL _{T1/2}
	<i>(mg/kg or pCi/g)</i>	<i>(Unitless)</i>	<i>(years)</i>	<i>(µg/L or pCi/L)</i>			<i>(mg/kg or pCi/g)</i>	
Bis(2-ethylhexyl) phthalate	4.21E+01	2.57E+02	2.97E+04		6.00E+00		Infinite	Infinite
PCB 1260	2.41E-02	7.15E+02	8.25E+04	7.90E-05	7.80E-03		2.38E+00	2.81E-03
Cobalt	1.13E+01	1.17E+02	1.34E+04	1.21E+00	6.00E+00		5.61E+01	1.17E+02
Manganese	4.53E+02	5.79E+02	6.67E+04	9.76E+00	4.30E+02		2.00E+04	1.55E+02
Mercury	2.03E+00	6.02E+02	6.94E+04	4.21E-02	2.00E+00		9.65E+01	7.20E-01
Potassium-40	2.05E+01	8.68E+02	1.00E+05	2.95E-01	2.14E+00		1.49E+02	7.70E-01
Tritium	6.23E+04	1.00E+00	1.15E+02	5.03E+02	2.00E+04		2.48E+06	7.70E+05

Infinite indicates the model concentration exceeds >1E+6 mg/kg or >1E+12 pCi/g. Blanks indicate result is <1E-06 µg/L.

This page intentionally left blank.

236-H CONCRETE SAMPLE DATA

This page intentionally left blank.

Table C-1. 236-H Concrete Data Statistical Summary (0-2 inches)

ANALYTE	Units	Total # Samples	# Non-Detects	# Detected Results	# J-Detect Results	Mean	Max Result	Minimum Result	Max Location	Max Qualifier
Radionuclide Constituents										
ACTINIUM-228	pCi/g	10	0	10	0	1.364	1.71	1.130	EP10 & EP12	
BISMUTH-212	pCi/g	10	0	10	9	1.855	2.53	1.500	Bell Jar	J
BISMUTH-214	pCi/g	10	0	10	0	0.832	1.09	0.661	EP10 & EP12	
CARBON-14	pCi/g	10	8	2	1	2.428	16.40	ND	ZBED-1A & -2A	
GROSS ALPHA	pCi/g	10	0	10	0	15.061	21.20	9.610	BURST-T-COMP	
LEAD-212	pCi/g	10	0	10	0	1.498	1.89	1.220	EP10 & EP12	
LEAD-214	pCi/g	10	0	10	0	0.942	1.17	0.769	South-01	
NONVOLATILE BETA	pCi/g	10	0	10	1	22.680	28.60	18.700	BURST-T-COMP	
POTASSIUM-40	pCi/g	10	0	10	0	16.560	20.50	13.700	Center-01	
RADIUM-226	pCi/g	10	0	10	6	1.023	1.46	0.648	BURST-T-COMP	
RADIUM-228	pCi/g	10	8	2	2	1.168	1.79	ND	ZBED-1A & -2A	J
THORIUM-228	pCi/g	10	1	9	9	1.472	2.43	ND	Center-01	J
THORIUM-230	pCi/g	10	8	2	2	0.987	1.65	ND	Center-01	J
THORIUM-232	pCi/g	10	0	10	9	1.424	1.84	0.958	Bell Jar	J
TRITIUM	pCi/g	10	0	10	3	14,794.314	62,300.00	5.700	ZBED-1A & -2A	
URANIUM-233/234	pCi/g	10	3	7	7	0.704	1.18	ND	Air-Hood	J
URANIUM-238	pCi/g	10	2	8	8	0.825	1.65	ND	BURST-T-COMP	J
Inorganic and Organic Constituents										
ALUMINUM	ug/kg	10	0	10	0	6,832,000.000	8,700,000.00	5,620,000.000	Bell Jar	
ANTIMONY	ug/kg	10	3	7	7	1,864.200	5,710.00	ND	ZBED-1A & -2A	J
AROCLOR 1260	ug/kg	10	7	3	1	3.917	24.10	ND	WP-EP18 & EP11	
ARSENIC	ug/kg	10	2	8	8	1,207.900	1,820.00	ND	EP10 & EP12	J
BARIUM	ug/kg	10	0	10	1	42,780.000	62,900.00	35,600.000	EP10 & EP12	J
BERYLLIUM	ug/kg	10	1	9	4	372.980	645.00	ND	Bell Jar	
BIS(2-ETHYLHEXYL) PHTHALATE (DEHP)	ug/kg	11	4	7	5	9,058.818	42,100.00	ND	BURST-T-COMP	J
CADMIUM	ug/kg	10	2	8	8	216.050	467.00	ND	WP-EP18 & EP11	J
CALCIUM	ug/kg	10	0	10	0	67,710,000.000	74,600,000.00	64,400,000.000	BURST-T-COMP	
CHROMIUM	ug/kg	10	0	10	0	34,644.000	183,000.00	9,340.000	ZBED-1A & -2A	
COBALT	ug/kg	10	0	10	1	5,607.000	11,300.00	2,540.000	ZBED-1A & -2A	
COPPER	ug/kg	10	0	10	1	26,650.000	66,900.00	17,200.000	Center-01	J
DI-N-BUTYL PHTHALATE	ug/kg	11	10	1	1	133.227	373.00	ND	Center-01	J
FLUORANTHENE	ug/kg	9	8	1	1	114.700	81.50	ND	Air-Hood	J
IRON	ug/kg	10	0	10	0	11,063,000.000	12,900,000.00	8,260,000.000	North-01	

Table C-1. 236-H Concrete Data Statistical Summary (0-2 inches) (continued/end)

ANALYTE	Units	Total # Samples	# Non-Detects	# Detected Results	# J-Detect Results	Mean	Max Result	Minimum Result	Max Location	Max Qualifier
Inorganic and Organic Constituents (continued)										
LEAD	ug/kg	10	0	10	2	4,052.000	5,440.00	2,760.000	South-01	
MAGNESIUM	ug/kg	10	0	10	0	2,896,000.000	3,500,000.00	2,320,000.000	WP-EP18 & EP11	
MANGANESE	ug/kg	10	0	10	2	188,500.000	230,000.00	161,000.000	WP-EP18 & EP11	
MERCURY	ug/kg	10	6	4	2	278.543	1,590.00	ND	WP-EP13 & BP-40G	
NICKEL	ug/kg	10	0	10	0	50,829.000	392,000.00	3,430.000	ZBED-1A & -2A	
PHENANTHRENE	ug/kg	9	8	1	1	117.489	93.40	ND	Air-Hood	J
POTASSIUM	ug/kg	10	0	10	2	2,463,700.000	3,860,000.00	707,000.000	North-01	
PYRENE	ug/kg	9	8	1	1	115.411	74.70	ND	Air-Hood	J
SELENIUM	ug/kg	10	6	4	4	1,096.800	7,050.00	ND	Air-Hood	J
SILVER	ug/kg	10	4	6	6	168.770	286.00	ND	South-01	J
SODIUM	ug/kg	10	0	10	3	722,600.000	1,310,000.00	334,000.000	ZBED-1A & -2A	
VANADIUM	ug/kg	10	0	10	0	16,771.000	25,200.00	8,510.000	Center-01	
ZINC	ug/kg	10	0	10	1	99,350.000	440,000.00	32,500.000	EP10 & EP12	

Table C-1 Notes:

1. Only constituents with one or more results above detection are included in this table.
2. One-half the method detection limit is used in calculations for results below detection.
3. ND = Non-Detect

Table C-2. 236-H Concrete Data Statistical Summary (2-4 inches)

ANALYTE	Units	Total # Samples	# Non-Detects	# Detected Results	# J-Detect Results	Mean	Max Result	Minimum Result	Max Location	Max Qualifier
Radionuclide Constituents										
ACTINIUM-228	pCi/g	10	0	10	0	1.532	2.02	1.160	Bell Jar	
BISMUTH-212	pCi/g	9	0	10	8	1.672	2.39	1.090	Bell Jar	J
BISMUTH-214	pCi/g	10	0	10	0	0.862	1.18	0.670	EP10 & EP12	
CARBON-14	pCi/g	10	8	2	2	0.968	2.01	ND	ZBED-1A & -2A	
GROSS ALPHA	pCi/g	10	0	10	0	16.026	24.10	9.560	BURST-T-COMP	
LEAD-212	pCi/g	10	0	10	0	1.512	2.18	1.120	EP10 & EP12	
LEAD-214	pCi/g	10	0	10	0	0.956	1.30	0.737	EP10 & EP12	
NONVOLATILE BETA	pCi/g	10	0	10	2	22.950	27.90	16.900	Center-01	J
POTASSIUM-40	pCi/g	10	0	10	0	16.270	19.60	13.300	Center-01	
RADIUM-226	pCi/g	10	0	10	8	1.087	1.53	0.778	WP-EP13 & BP-40G	J
RADIUM-228	pCi/g	10	5	5	5	1.687	3.26	ND	North-01	J
THORIUM-228	pCi/g	10	1	9	8	1.432	1.96	ND	EP10 & EP12	J
THORIUM-230	pCi/g	10	7	3	3	0.898	1.68	ND	BURST-T-COMP	J
THORIUM-232	pCi/g	10	1	9	6	1.389	2.13	ND	WP-EP13 & BP-40G	J
TRITIUM	pCi/g	10	2	8	2	10,519.327	38,900.00	ND	South-01	
URANIUM-233/234	pCi/g	10	2	8	8	0.911	1.51	ND	South-01	J
URANIUM-238	pCi/g	10	1	9	8	0.936	1.61	ND	Air-Hood	
Inorganic and Organic Constituents										
ALUMINUM	ug/kg	10	0	10	0	7,028,000.000	8,520,000.00	5,550,000.000	ZBED-1A & -2A	
ANTIMONY	ug/kg	10	1	9	9	1,431.400	2,790.00	ND	WP-EP13 & BP-40G	J
AROCLOR 1260	ug/kg	10	7	3	1	2.434	8.93	ND	South-01	
ARSENIC	ug/kg	10	4	6	6	1,136.600	1,430.00	ND	Bell Jar	J
BARIUM	ug/kg	10	0	10	0	39,960.000	48,300.00	33,200.000	ZBED-1A & -2A	J
BERYLLIUM	ug/kg	10	1	9	3	429.000	804.00	ND	ZBED-1A & -2A	
BIS(2-ETHYLHEXYL) PHTHALATE (DEHP)	ug/kg	8	1	7	2	6,358.888	26,300.00	ND	South-01	
CADMIUM	ug/kg	10	3	7	7	145.140	254.00	ND	Air-Hood	J
CALCIUM	ug/kg	10	0	10	0	66,560,000.000	78,700,000.00	55,300,000.000	WP-EP13 & BP-40G	
CHROMIUM	ug/kg	10	0	10	0	17,860.000	37,200.00	11,900.000	WP-EP18 & EP11	
COBALT	ug/kg	10	0	10	0	5,072.000	6,760.00	3,540.000	BURST-T-COMP	
COPPER	ug/kg	10	0	10	0	21,240.000	44,600.00	8,800.000	South-01	J
DI-N-BUTYL PHTHALATE	ug/kg	8	6	2	1	143.994	632.00	ND	Center-01	J
IRON	ug/kg	10	0	10	0	11,155,000.000	14,200,000.00	8,160,000.000	ZBED-1A & -2A	
LEAD	ug/kg	10	0	10	2	3,923.000	6,000.00	3,020.000	ZBED-1A & -2A	
MAGNESIUM	ug/kg	10	0	10	0	3,034,000.000	4,750,000.00	2,240,000.000	ZBED-1A & -2A	
MANGANESE	ug/kg	10	0	10	0	214,700.000	453,000.00	151,000.000	ZBED-1A & -2A	

Table C-2. 236-H Concrete Data Statistical Summary (2-4 inches) (continued/end)

ANALYTE	Units	Total # Samples	# Non-Detects	# Detected Results	# J-Detect Results	Mean	Max Result	Minimum Result	Max Location	Max Qualifier
Inorganic and Organic Constituents (continued)										
MERCURY	ug/kg	10	5	5	1	401.842	2,030.00	ND	ZBED-1A & -2A	
NICKEL	ug/kg	10	0	10	0	10,161.000	38,000.00	3,550.000	WP-EP18 & EP11	
POTASSIUM	ug/kg	10	0	10	1	2,098,600.000	3,080,000.00	776,000.000	BURST-T-COMP	
SELENIUM	ug/kg	10	6	4	4	2,505.900	13,500.00	ND	WP-EP13 & BP-40G	J
SILVER	ug/kg	10	4	6	6	375.540	1,840.00	ND	WP-EP13 & BP-40G	J
SODIUM	ug/kg	10	0	10	1	512,600.000	761,000.00	344,000.000	ZBED-1A & -2A	
VANADIUM	ug/kg	10	0	10	0	18,073.000	24,700.00	9,730.000	Center-01	
ZINC	ug/kg	10	0	10	1	77,130.000	161,000.00	26,600.000	EP10 & EP12	J

Table C-2 Notes:

1. Only constituents with one or more results above detection are included in this table.
2. One-half the method detection limit is used in calculations for results below detection.
3. ND = Non-Detect

Table C-3. 236-H Concrete Data Statistical Summary (All Depths)

ANALYTE	Units	Total # Samples	# Non-Detects	# Detected Results	# J-Detect Results	Mean	Max Result	Minimum Result	Max Location	Max Qualifier	DEPTH (in)
Radionuclide Constituents											
ACTINIUM-228	pCi/g	20	0	20	0	1.448	2.02	1.130	Bell Jar		2-4
BISMUTH-212	pCi/g	20	1	19	17	1.768	2.53	ND	Bell Jar	J	0-2
BISMUTH-214	pCi/g	20	0	20	0	0.847	1.18	0.661	EP10 & EP12		2-4
CARBON-14	pCi/g	20	16	4	3	1.698	16.40	ND	ZBED-1A & -2A		0-2
GROSS ALPHA	pCi/g	20	0	20	0	15.544	24.10	9.560	BURST-T-COMP		2-4
LEAD-212	pCi/g	20	0	20	0	1.505	2.18	1.120	EP10 & EP12		2-4
LEAD-214	pCi/g	20	0	20	0	0.949	1.30	0.737	EP10 & EP12		2-4
NONVOLATILE BETA	pCi/g	20	0	17	3	22.815	28.60	16.900	BURST-T-COMP		0-2
POTASSIUM-40	pCi/g	20	0	20	0	16.415	20.50	13.300	Center-01		0-2
RADIUM-226	pCi/g	20	0	20	14	1.055	1.53	0.648	WP-EP13 & BP-40G	J	2-4
RADIUM-228	pCi/g	20	13	7	7	1.427	3.26	ND	North-01	J	2-4
THORIUM-228	pCi/g	20	2	18	17	1.452	2.43	ND	Center-01	J	0-2
THORIUM-230	pCi/g	20	15	5	5	0.943	1.68	ND	BURST-T-COMP	J	2-4
THORIUM-232	pCi/g	20	1	19	15	1.407	2.13	ND	WP-EP13 & BP-40G	J	2-4
TRITIUM	pCi/g	20	2	18	5	12,656.820	62,300.00	ND	ZBED-1A & -2A		0-2
URANIUM-233/234	pCi/g	20	5	15	15	0.807	1.51	ND	South-01	J	2-4
URANIUM-238	pCi/g	20	3	17	16	0.881	1.65	ND	BURST-T-COMP	J	0-2
Inorganic and Organic Constituents											
ALUMINUM	ug/kg	20	0	20	0	6,930,000.000	8,700,000.00	5,550,000.000	Bell Jar		0-2
ANTIMONY	ug/kg	20	4	16	16	1,647.800	5,710.00	ND	ZBED-1A & -2A	J	0-2
AROCLOR 1260	ug/kg	20	14	6	2	3.175	24.10	ND	WP-EP18 & EP11		0-2
ARSENIC	ug/kg	20	6	14	14	1,172.250	2,450.00	231.500	EP10 & EP12	J	0-2
BARIUM	ug/kg	20	0	20	1	41,370.000	62,900.00	33,200.000	EP10 & EP12	J	0-2
BERYLLIUM	ug/kg	20	2	18	7	400.990	804.00	ND	ZBED-1A & -2A		2-4
BIS(2-ETHYLHEXYL) PHTHALATE (DEHP)	ug/kg	19	5	14	7	7,922.005	42,100.00	32.100	BURST-T-COMP	J	0-2
CADMIUM	ug/kg	20	5	15	15	180.595	467.00	ND	WP-EP18 & EP11	J	0-2
CALCIUM	ug/kg	20	0	20	0	67,135,000.00 0	78,700,000.00	55,300,000.000	WP-EP13 & BP-40G		2-4
CHROMIUM	ug/kg	20	0	20	0	26,252.000	183,000.00	9,340.000	ZBED-1A & -2A		0-2
COBALT	ug/kg	20	0	20	1	5,339.500	11,300.00	2,540.000	ZBED-1A & -2A		0-2

Table C-3. 236-H Concrete Data Statistical Summary (All Depths) (continued/end)

ANALYTE	Units	Total # Samples	# Non-Detects	# Detected Results	# J-Detect Results	Mean	Max Result	Minimum Result	Max Location	Max Qualifier	DEPTH (in)
Inorganic and Organic Constituents (continued)											
COPPER	ug/kg	20	0	20	1	23,945.000	66,900.00	8,800.000	Center-01		0-2
DI-N-BUTYL PHTHALATE	ug/kg	19	16	3	2	137.761	632.00	ND	Center-01	J	2-4
FLUORANTHENE	ug/kg	18	17	1	1	95.567	252.00	ND	Air-Hood	J	0-2
IRON	ug/kg	20	0	20	0	11,109,000.00 0	14,200,000.00	8,160,000.000	ZBED-1A & -2A		2-4
LEAD	ug/kg	20	0	20	4	3,987.500	6,000.00	2,760.000	ZBED-1A & -2A		2-4
MAGNESIUM	ug/kg	20	0	20	0	2,965,000.000	4,750,000.00	2,240,000.000	ZBED-1A & -2A		2-4
MANGANESE	ug/kg	20	0	20	2	201,600.000	453,000.00	151,000.000	ZBED-1A & -2A		2-4
MERCURY	ug/kg	20	11	9	3	340.193	2,030.00	ND	ZBED-1A & -2A		2-4
NICKEL	ug/kg	20	0	20	0	30,495.000	392,000.00	3,430.000	ZBED-1A & -2A		0-2
PHENANTHRENE	ug/kg	18	17	1	1	96.283	252.00	ND	Air-Hood	J	0-2
POTASSIUM	ug/kg	20	0	20	3	2,281,150.000	3,860,000.00	707,000.000	North-01		0-2
PYRENE	ug/kg	16	15	1	1	94.369	252.00	ND	Air-Hood	J	0-2
SELENIUM	ug/kg	20	12	8	8	1,801.350	13,500.00	231.500	WP-EP13 & BP-40G	J	2-4
SILVER	ug/kg	20	8	12	12	272.155	1,840.00	ND	WP-EP13 & BP-40G	J	2-4
SODIUM	ug/kg	20	0	20	4	617,600.000	1,310,000.00	334,000.000	ZBED-1A & -2A		0-2
VANADIUM	ug/kg	20	0	20	0	17,422.000	25,200.00	8,510.000	Center-01		0-2
ZINC	ug/kg	20	0	20	2	88,240.000	440,000.00	26,600.000	EP10 & EP12		0-2

Table C-3 Notes:

1. Only constituents with one or more results above detection are included in this table.
2. One-half the method detection limit is used in calculations for results below detection.
3. ND = Non-Detect

Table C-4. 236-H Concrete Data

Table C-4 236-H Concrete Sample Data										
STATION	DATE	TOP DEPTH (in)	BOTTOM DEPTH (in)	ANALYTE	MDL	SQL	LAB QUAL.	REVIEW QUAL.	RESULT	UNITS
AIR-HOOD	4/14/21	0	2	1,1'-BIPHENYL	510.000	1700.000	U	U	1700.000	ug/kg
AIR-HOOD	5/25/21	2	4	1,1'-BIPHENYL	101.000	336.000	U	U	336.000	ug/kg
AIR-HOOD	4/14/21	0	2	1,2,4,5-TETRACHLOROBENZENE	510.000	1700.000	U	U	1700.000	ug/kg
AIR-HOOD	5/25/21	2	4	1,2,4,5-TETRACHLOROBENZENE	101.000	336.000	U	U	336.000	ug/kg
AIR-HOOD	4/14/21	0	2	2,3,4,6-TETRACHLOROPHENOL	510.000	1700.000	U	U	1700.000	ug/kg
AIR-HOOD	5/25/21	2	4	2,3,4,6-TETRACHLOROPHENOL	101.000	336.000	U	R	336.000	ug/kg
AIR-HOOD	4/14/21	0	2	2,4,5-TRICHLOROPHENOL	510.000	1700.000	U	U	1700.000	ug/kg
AIR-HOOD	5/25/21	2	4	2,4,5-TRICHLOROPHENOL	101.000	336.000	U	R	336.000	ug/kg
AIR-HOOD	4/14/21	0	2	2,4,6-TRICHLOROPHENOL	510.000	1700.000	U	U	1700.000	ug/kg
AIR-HOOD	5/25/21	2	4	2,4,6-TRICHLOROPHENOL	101.000	336.000	U	R	336.000	ug/kg
AIR-HOOD	4/14/21	0	2	2,4-DICHLOROPHENOL	510.000	1700.000	U	U	1700.000	ug/kg
AIR-HOOD	5/25/21	2	4	2,4-DICHLOROPHENOL	101.000	336.000	U	R	336.000	ug/kg
AIR-HOOD	4/14/21	0	2	2,4-DIMETHYLPHENOL	510.000	1700.000	U	U	1700.000	ug/kg
AIR-HOOD	5/25/21	2	4	2,4-DIMETHYLPHENOL	101.000	336.000	U	R	336.000	ug/kg
AIR-HOOD	4/14/21	0	2	2,4-DINITROPHENOL	510.000	3400.000	U	U	3400.000	ug/kg
AIR-HOOD	5/25/21	2	4	2,4-DINITROPHENOL	101.000	673.000	U	R	673.000	ug/kg
AIR-HOOD	4/14/21	0	2	2,4-DINITROTOLUENE	510.000	1700.000	U	U	1700.000	ug/kg
AIR-HOOD	5/25/21	2	4	2,4-DINITROTOLUENE	101.000	336.000	U	U	336.000	ug/kg
AIR-HOOD	4/14/21	0	2	2,6-DINITROTOLUENE	510.000	1700.000	U	U	1700.000	ug/kg
AIR-HOOD	5/25/21	2	4	2,6-DINITROTOLUENE	101.000	336.000	U	U	336.000	ug/kg
AIR-HOOD	4/14/21	0	2	2-CHLORONAPHTHALENE	51.000	170.000	U	U	170.000	ug/kg
AIR-HOOD	5/25/21	2	4	2-CHLORONAPHTHALENE	10.100	33.600	U	U	33.600	ug/kg
AIR-HOOD	4/14/21	0	2	2-CHLOROPHENOL	510.000	1700.000	U	U	1700.000	ug/kg
AIR-HOOD	5/25/21	2	4	2-CHLOROPHENOL	101.000	336.000	U	R	336.000	ug/kg
AIR-HOOD	4/14/21	0	2	2-METHYLNAPHTHALENE	51.000	170.000	U	U	170.000	ug/kg
AIR-HOOD	5/25/21	2	4	2-METHYLNAPHTHALENE	10.100	33.600	U	U	33.600	ug/kg
AIR-HOOD	4/14/21	0	2	2-NITROANILINE	561.000	1700.000	U	U	1700.000	ug/kg
AIR-HOOD	5/25/21	2	4	2-NITROANILINE	111.000	336.000	U	U	336.000	ug/kg
AIR-HOOD	4/14/21	0	2	2-NITROPHENOL	510.000	1700.000	U	U	1700.000	ug/kg
AIR-HOOD	5/25/21	2	4	2-NITROPHENOL	101.000	336.000	U	R	336.000	ug/kg
AIR-HOOD	4/14/21	0	2	3,3-DICHLOROBENZIDINE	510.000	1700.000	U	U	1700.000	ug/kg
AIR-HOOD	5/25/21	2	4	3,3-DICHLOROBENZIDINE	101.000	336.000	U	U	336.000	ug/kg
AIR-HOOD	4/14/21	0	2	4-BROMOPHENYL PHENYL ETHER	510.000	1700.000	U	U	1700.000	ug/kg
AIR-HOOD	5/25/21	2	4	4-BROMOPHENYL PHENYL ETHER	101.000	336.000	U	U	336.000	ug/kg

Table C-4 236-H Concrete Sample Data

STATION	DATE	TOP DEPTH (in)	BOTTOM DEPTH (in)	ANALYTE	MDL	SQL	LAB QUAL.	REVIEW QUAL.	RESULT	UNITS
AIR-HOOD	4/14/21	0	2	4-CHLOROANILINE	510.000	1700.000	U	U	1700.000	ug/kg
AIR-HOOD	5/25/21	2	4	4-CHLOROANILINE	101.000	336.000	U	U	336.000	ug/kg
AIR-HOOD	4/14/21	0	2	4-CHLOROPHENYL PHENYL ETHER	510.000	1700.000	U	U	1700.000	ug/kg
AIR-HOOD	5/25/21	2	4	4-CHLOROPHENYL PHENYL ETHER	101.000	336.000	U	U	336.000	ug/kg
AIR-HOOD	4/14/21	0	2	4-NITROPHENOL	510.000	1700.000	U	U	1700.000	ug/kg
AIR-HOOD	5/25/21	2	4	4-NITROPHENOL	101.000	336.000	U	R	336.000	ug/kg
AIR-HOOD	4/14/21	0	2	ACENAPHTHENE	51.000	170.000	U	U	170.000	ug/kg
AIR-HOOD	5/25/21	2	4	ACENAPHTHENE	10.100	33.600	U	U	33.600	ug/kg
AIR-HOOD	4/14/21	0	2	ACENAPHTHYLENE	51.000	170.000	U	U	170.000	ug/kg
AIR-HOOD	5/25/21	2	4	ACENAPHTHYLENE	10.100	33.600	U	U	33.600	ug/kg
AIR-HOOD	4/14/21	0	2	ACETOPHENONE	510.000	1700.000	U	U	1700.000	ug/kg
AIR-HOOD	5/25/21	2	4	ACETOPHENONE	101.000	336.000	U	U	336.000	ug/kg
AIR-HOOD	4/14/21	0	2	ACTINIUM-228	0.161	0.679			1.260	pCi/g
AIR-HOOD	5/25/21	2	4	ACTINIUM-228	0.131	0.535			1.460	pCi/g
AIR-HOOD	4/14/21	0	2	ALUMINUM	6640.000	19500.000			5620000.000	ug/kg
AIR-HOOD	5/25/21	2	4	ALUMINUM	6920.000	20300.000			6110000.000	ug/kg
AIR-HOOD	4/14/21	0	2	AMERICIUM-241	0.442	0.816	U	U	-0.148	pCi/g
AIR-HOOD	5/25/21	2	4	AMERICIUM-241	0.407	0.919	U	U	0.112	pCi/g
AIR-HOOD	4/14/21	0	2	AMERICIUM-243	0.324	0.636	U	U	-0.001	pCi/g
AIR-HOOD	5/25/21	2	4	AMERICIUM-243	0.698	1.100	U	U	-0.193	pCi/g
AIR-HOOD	4/14/21	0	2	ANTHRACENE	51.000	170.000	U	U	170.000	ug/kg
AIR-HOOD	5/25/21	2	4	ANTHRACENE	10.100	33.600	U	U	33.600	ug/kg
AIR-HOOD	4/14/21	0	2	ANTIMONY	322.000	1950.000	U	U	811.000	ug/kg
AIR-HOOD	5/25/21	2	4	ANTIMONY	336.000	2030.000	J	J	1330.000	ug/kg
AIR-HOOD	4/14/21	0	2	AROCLOR 1016	1.130	3.380	U	U	3.380	ug/kg
AIR-HOOD	5/25/21	2	4	AROCLOR 1016	1.130	3.410	U	U	3.410	ug/kg
AIR-HOOD	4/14/21	0	2	AROCLOR 1221	1.130	3.380	U	U	3.380	ug/kg
AIR-HOOD	5/25/21	2	4	AROCLOR 1221	1.130	3.410	U	U	3.410	ug/kg
AIR-HOOD	4/14/21	0	2	AROCLOR 1232	1.130	3.380	U	U	3.380	ug/kg
AIR-HOOD	5/25/21	2	4	AROCLOR 1232	1.130	3.410	U	U	3.410	ug/kg
AIR-HOOD	4/14/21	0	2	AROCLOR 1242	1.130	3.380	U	U	3.380	ug/kg
AIR-HOOD	5/25/21	2	4	AROCLOR 1242	1.130	3.410	U	U	3.410	ug/kg
AIR-HOOD	4/14/21	0	2	AROCLOR 1248	1.130	3.380	U	U	3.380	ug/kg
AIR-HOOD	5/25/21	2	4	AROCLOR 1248	1.130	3.410	U	U	3.410	ug/kg
AIR-HOOD	4/14/21	0	2	AROCLOR 1254	1.130	3.380	U	U	3.380	ug/kg
AIR-HOOD	5/25/21	2	4	AROCLOR 1254	1.130	3.410	U	U	3.410	ug/kg

Table C-4 236-H Concrete Sample Data

STATION	DATE	TOP DEPTH (in)	BOTTOM DEPTH (in)	ANALYTE	MDL	SQL	LAB QUAL.	REVIEW QUAL.	RESULT	UNITS
AIR-HOOD	4/14/21	0	2	AROCLOR 1260	1.130	3.380	U	U	3.380	ug/kg
AIR-HOOD	5/25/21	2	4	AROCLOR 1260	1.130	3.410	U	U	3.410	ug/kg
AIR-HOOD	4/14/21	0	2	ARSENIC	488.000	2930.000	J	J	1130.000	ug/kg
AIR-HOOD	5/25/21	2	4	ARSENIC	509.000	3050.000	J	J	1090.000	ug/kg
AIR-HOOD	4/14/21	0	2	ATRAZINE	679.000	1700.000	U	U	1700.000	ug/kg
AIR-HOOD	5/25/21	2	4	ATRAZINE	135.000	336.000	U	U	336.000	ug/kg
AIR-HOOD	4/14/21	0	2	BARIUM	97.600	488.000			35600.000	ug/kg
AIR-HOOD	5/25/21	2	4	BARIUM	102.000	509.000			37200.000	ug/kg
AIR-HOOD	4/14/21	0	2	BENZALDEHYDE	510.000	1700.000	U	U	1700.000	ug/kg
AIR-HOOD	5/25/21	2	4	BENZALDEHYDE	101.000	336.000	U	R	336.000	ug/kg
AIR-HOOD	4/14/21	0	2	BENZO(G,H,I)PERYLENE	51.000	170.000	U	U	170.000	ug/kg
AIR-HOOD	5/25/21	2	4	BENZO(G,H,I)PERYLENE	10.100	33.600	U	U	33.600	ug/kg
AIR-HOOD	4/14/21	0	2	BENZO[A]ANTHRACENE	51.000	170.000	U	U	170.000	ug/kg
AIR-HOOD	5/25/21	2	4	BENZO[A]ANTHRACENE	10.100	33.600	U	U	33.600	ug/kg
AIR-HOOD	4/14/21	0	2	BENZO[A]PYRENE	51.000	170.000	U	U	170.000	ug/kg
AIR-HOOD	5/25/21	2	4	BENZO[A]PYRENE	10.100	33.600	U	U	33.600	ug/kg
AIR-HOOD	4/14/21	0	2	BENZO[B]FLUORANTHENE	51.000	170.000	U	U	170.000	ug/kg
AIR-HOOD	5/25/21	2	4	BENZO[B]FLUORANTHENE	10.100	33.600	U	U	33.600	ug/kg
AIR-HOOD	4/14/21	0	2	BENZO[K]FLUORANTHENE	51.000	170.000	U	U	170.000	ug/kg
AIR-HOOD	5/25/21	2	4	BENZO[K]FLUORANTHENE	10.100	33.600	U	U	33.600	ug/kg
AIR-HOOD	4/14/21	0	2	BERYLLIUM	97.600	488.000	U	U	488.000	ug/kg
AIR-HOOD	5/25/21	2	4	BERYLLIUM	102.000	509.000	U	U	509.000	ug/kg
AIR-HOOD	4/14/21	0	2	BIS(2-CHLORO-1-METHYLETHYL)ETHER	510.000	1700.000	U	U	1700.000	ug/kg
AIR-HOOD	5/25/21	2	4	BIS(2-CHLORO-1-METHYLETHYL)ETHER	101.000	336.000	U	U	336.000	ug/kg
AIR-HOOD	4/14/21	0	2	BIS(2-CHLOROETHOXY)METHANE	510.000	1700.000	U	U	1700.000	ug/kg
AIR-HOOD	5/25/21	2	4	BIS(2-CHLOROETHOXY)METHANE	101.000	336.000	U	U	336.000	ug/kg
AIR-HOOD	4/14/21	0	2	BIS(2-CHLOROETHYL)ETHER	510.000	1700.000	U	U	1700.000	ug/kg
AIR-HOOD	5/25/21	2	4	BIS(2-CHLOROETHYL)ETHER	101.000	336.000	U	R	336.000	ug/kg
AIR-HOOD	4/14/21	0	2	BIS(2-ETHYLHEXYL)PHTHALATE (DEHP)	51.000	170.000	J	J	127.000	ug/kg
AIR-HOOD	5/25/21	2	4	BIS(2-ETHYLHEXYL)PHTHALATE (DEHP)	10.100	33.600			155.000	ug/kg
AIR-HOOD	4/14/21	0	2	BISMUTH-212	0.591	1.870	J	J	1.790	pCi/g
AIR-HOOD	5/25/21	2	4	BISMUTH-212	0.542	1.890	J	J	1.090	pCi/g
AIR-HOOD	4/14/21	0	2	BISMUTH-214	0.083	0.303			0.887	pCi/g
AIR-HOOD	5/25/21	2	4	BISMUTH-214	0.066	0.288			0.932	pCi/g
AIR-HOOD	4/14/21	0	2	BUTYL BENZYL PHTHALATE	51.000	170.000	U	U	170.000	ug/kg
AIR-HOOD	5/25/21	2	4	BUTYL BENZYL PHTHALATE	10.100	33.600	U	U	33.600	ug/kg

Table C-4 236-H Concrete Sample Data

STATION	DATE	TOP DEPTH (in)	BOTTOM DEPTH (in)	ANALYTE	MDL	SQL	LAB QUAL.	REVIEW QUAL.	RESULT	UNITS
AIR-HOOD	4/14/21	0	2	CADMIUM	97.600	488.000	J	J	257.000	ug/kg
AIR-HOOD	5/25/21	2	4	CADMIUM	102.000	509.000	J	J	254.000	ug/kg
AIR-HOOD	4/14/21	0	2	CALCIUM	78100.000	244000.000			64800000.000	ug/kg
AIR-HOOD	5/25/21	2	4	CALCIUM	40700.000	127000.000			64100000.000	ug/kg
AIR-HOOD	4/14/21	0	2	CAPROLACTAM	510.000	1700.000	U	U	1700.000	ug/kg
AIR-HOOD	5/25/21	2	4	CAPROLACTAM	101.000	336.000	U	U	336.000	ug/kg
AIR-HOOD	4/14/21	0	2	CARBAZOLE	51.000	170.000	U	U	170.000	ug/kg
AIR-HOOD	5/25/21	2	4	CARBAZOLE	10.100	33.600	U	U	33.600	ug/kg
AIR-HOOD	4/14/21	0	2	CARBON-14	1.340	2.940	U	U	0.628	pCi/g
AIR-HOOD	5/25/21	2	4	CARBON-14	1.530	3.350	U	U	0.761	pCi/g
AIR-HOOD	4/14/21	0	2	CESIUM-137	0.040	0.087	U	U	-0.011	pCi/g
AIR-HOOD	5/25/21	2	4	CESIUM-137	0.039	0.116	R	R	0.042	pCi/g
AIR-HOOD	4/14/21	0	2	CHROMIUM	146.000	976.000			14600.000	ug/kg
AIR-HOOD	5/25/21	2	4	CHROMIUM	153.000	1020.000			20000.000	ug/kg
AIR-HOOD	4/14/21	0	2	CHRYSENE	51.000	170.000	U	U	170.000	ug/kg
AIR-HOOD	5/25/21	2	4	CHRYSENE	10.100	33.600	U	U	33.600	ug/kg
AIR-HOOD	4/14/21	0	2	COBALT	146.000	488.000			4530.000	ug/kg
AIR-HOOD	5/25/21	2	4	COBALT	153.000	509.000			6460.000	ug/kg
AIR-HOOD	4/14/21	0	2	COBALT-60	0.042	0.087	U	U	-0.002	pCi/g
AIR-HOOD	5/25/21	2	4	COBALT-60	0.042	0.089	U	U	0.006	pCi/g
AIR-HOOD	4/14/21	0	2	COPPER	293.000	1950.000			18000.000	ug/kg
AIR-HOOD	5/25/21	2	4	COPPER	305.000	2030.000			16700.000	ug/kg
AIR-HOOD	4/14/21	0	2	CURIUM-242	0.177	0.322	U	U	-0.015	pCi/g
AIR-HOOD	5/25/21	2	4	CURIUM-242	0.267	0.625	U	U	0.000	pCi/g
AIR-HOOD	4/14/21	0	2	CURIUM-243/244	0.261	0.527	U	U	0.025	pCi/g
AIR-HOOD	5/25/21	2	4	CURIUM-243/244	0.348	0.762	U	U	0.055	pCi/g
AIR-HOOD	4/14/21	0	2	CURIUM-245/246	0.183	0.413	U	U	0.047	pCi/g
AIR-HOOD	5/25/21	2	4	CURIUM-245/246	0.280	0.656	U	U	0.000	pCi/g
AIR-HOOD	4/14/21	0	2	DIBENZ[AH]ANTHRACENE	51.000	170.000	U	U	170.000	ug/kg
AIR-HOOD	5/25/21	2	4	DIBENZ[AH]ANTHRACENE	10.100	33.600	U	U	33.600	ug/kg
AIR-HOOD	4/14/21	0	2	DIBENZOFURAN	510.000	1700.000	U	U	1700.000	ug/kg
AIR-HOOD	5/25/21	2	4	DIBENZOFURAN	101.000	336.000	U	U	336.000	ug/kg
AIR-HOOD	4/14/21	0	2	DIETHYL PHTHALATE	51.000	170.000	U	U	170.000	ug/kg
AIR-HOOD	5/25/21	2	4	DIETHYL PHTHALATE	10.100	33.600	U	U	33.600	ug/kg
AIR-HOOD	4/14/21	0	2	DIMETHYL PHTHALATE	51.000	170.000	U	U	170.000	ug/kg
AIR-HOOD	5/25/21	2	4	DIMETHYL PHTHALATE	10.100	33.600	U	U	33.600	ug/kg

Table C-4 236-H Concrete Sample Data

STATION	DATE	TOP DEPTH (in)	BOTTOM DEPTH (in)	ANALYTE	MDL	SQL	LAB QUAL.	REVIEW QUAL.	RESULT	UNITS
AIR-HOOD	4/14/21	0	2	DI-N-BUTYL PHTHALATE	51.000	170.000	U	U	170.000	ug/kg
AIR-HOOD	5/25/21	2	4	DI-N-BUTYL PHTHALATE	10.100	33.600			53.800	ug/kg
AIR-HOOD	4/14/21	0	2	DINITRO-O-CRESOL	510.000	1700.000	U	U	1700.000	ug/kg
AIR-HOOD	5/25/21	2	4	DINITRO-O-CRESOL	101.000	336.000	U	R	336.000	ug/kg
AIR-HOOD	4/14/21	0	2	EUROPIUM-154	0.146	0.322	U	U	0.034	pCi/g
AIR-HOOD	5/25/21	2	4	EUROPIUM-154	0.116	0.247	U	U	-0.020	pCi/g
AIR-HOOD	4/14/21	0	2	FLUORANTHENE	51.000	170.000	J	J	81.500	ug/kg
AIR-HOOD	5/25/21	2	4	FLUORANTHENE	10.100	33.600	U	U	33.600	ug/kg
AIR-HOOD	4/14/21	0	2	FLUORENE	51.000	170.000	U	U	170.000	ug/kg
AIR-HOOD	5/25/21	2	4	FLUORENE	10.100	33.600	U	U	33.600	ug/kg
AIR-HOOD	4/14/21	0	2	GROSS ALPHA	2.160	5.980			9.610	pCi/g
AIR-HOOD	5/25/21	2	4	GROSS ALPHA	2.770	7.730			16.200	pCi/g
AIR-HOOD	4/14/21	0	2	HEXACHLOROBENZENE	510.000	1700.000	U	U	1700.000	ug/kg
AIR-HOOD	5/25/21	2	4	HEXACHLOROBENZENE	101.000	336.000	U	U	336.000	ug/kg
AIR-HOOD	4/14/21	0	2	HEXACHLOROBUTADIENE	510.000	1700.000	U	U	1700.000	ug/kg
AIR-HOOD	5/25/21	2	4	HEXACHLOROBUTADIENE	101.000	336.000	U	U	336.000	ug/kg
AIR-HOOD	4/14/21	0	2	HEXACHLOROCYCLOPENTADIENE	510.000	1700.000	U	U	1700.000	ug/kg
AIR-HOOD	5/25/21	2	4	HEXACHLOROCYCLOPENTADIENE	101.000	336.000	U	R	336.000	ug/kg
AIR-HOOD	4/14/21	0	2	HEXACHLOROETHANE	510.000	1700.000	U	U	1700.000	ug/kg
AIR-HOOD	5/25/21	2	4	HEXACHLOROETHANE	101.000	336.000	U	U	336.000	ug/kg
AIR-HOOD	4/14/21	0	2	INDENO[1,2,3-CD]PYRENE	51.000	170.000	U	U	170.000	ug/kg
AIR-HOOD	5/25/21	2	4	INDENO[1,2,3-CD]PYRENE	10.100	33.600	U	U	33.600	ug/kg
AIR-HOOD	4/14/21	0	2	IODINE-129	0.305	0.585	U	U	0.017	pCi/g
AIR-HOOD	5/25/21	2	4	IODINE-129	0.423	0.833	U	U	-0.015	pCi/g
AIR-HOOD	4/14/21	0	2	IRON	7810.000	24400.000			11200000.000	ug/kg
AIR-HOOD	5/25/21	2	4	IRON	8140.000	25400.000			11800000.000	ug/kg
AIR-HOOD	4/14/21	0	2	ISOPHORONE	510.000	1700.000	U	U	1700.000	ug/kg
AIR-HOOD	5/25/21	2	4	ISOPHORONE	101.000	336.000	U	U	336.000	ug/kg
AIR-HOOD	4/14/21	0	2	LEAD	322.000	1950.000			3780.000	ug/kg
AIR-HOOD	5/25/21	2	4	LEAD	336.000	2030.000			4730.000	ug/kg
AIR-HOOD	4/14/21	0	2	LEAD-212	0.071	0.270			1.380	pCi/g
AIR-HOOD	5/25/21	2	4	LEAD-212	0.056	0.239			1.340	pCi/g
AIR-HOOD	4/14/21	0	2	LEAD-214	0.087	0.377			0.943	pCi/g
AIR-HOOD	5/25/21	2	4	LEAD-214	0.068	0.274			1.030	pCi/g
AIR-HOOD	4/14/21	0	2	M/P-CRESOL	510.000	1700.000	U	U	1700.000	ug/kg
AIR-HOOD	5/25/21	2	4	M/P-CRESOL	101.000	336.000	U	R	336.000	ug/kg

Table C-4 236-H Concrete Sample Data

STATION	DATE	TOP DEPTH (in)	BOTTOM DEPTH (in)	ANALYTE	MDL	SQL	LAB QUAL.	REVIEW QUAL.	RESULT	UNITS
AIR-HOOD	4/14/21	0	2	MAGNESIUM	8290.000	29300.000			2840000.000	ug/kg
AIR-HOOD	5/25/21	2	4	MAGNESIUM	8640.000	30500.000			2880000.000	ug/kg
AIR-HOOD	4/14/21	0	2	MANGANESE	195.000	976.000			161000.000	ug/kg
AIR-HOOD	5/25/21	2	4	MANGANESE	203.000	1020.000			195000.000	ug/kg
AIR-HOOD	4/14/21	0	2	MERCURY	8.320	24.800	U	U	24.800	ug/kg
AIR-HOOD	5/25/21	2	4	MERCURY	7.410	22.100			24.800	ug/kg
AIR-HOOD	4/14/21	0	2	M-NITROANILINE	510.000	1700.000	U	U	1700.000	ug/kg
AIR-HOOD	5/25/21	2	4	M-NITROANILINE	101.000	336.000	U	U	336.000	ug/kg
AIR-HOOD	4/14/21	0	2	NAPHTHALENE	51.000	170.000	U	U	170.000	ug/kg
AIR-HOOD	5/25/21	2	4	NAPHTHALENE	10.100	33.600	U	U	33.600	ug/kg
AIR-HOOD	4/14/21	0	2	N-DIOCTYL PHTHALATE	51.000	170.000	U	U	170.000	ug/kg
AIR-HOOD	5/25/21	2	4	N-DIOCTYL PHTHALATE	10.100	33.600	U	U	33.600	ug/kg
AIR-HOOD	4/14/21	0	2	NEPTUNIUM-237	0.061	0.124	U	U	0.008	pCi/g
AIR-HOOD	5/25/21	2	4	NEPTUNIUM-237	0.050	0.095	U	U	-0.007	pCi/g
AIR-HOOD	4/14/21	0	2	NICKEL	146.000	488.000			11900.000	ug/kg
AIR-HOOD	5/25/21	2	4	NICKEL	153.000	509.000			16900.000	ug/kg
AIR-HOOD	4/14/21	0	2	NICKEL-59	0.380	1.420	U	U	-0.651	pCi/g
AIR-HOOD	5/25/21	2	4	NICKEL-59	2.610	5.490	U	U	-0.517	pCi/g
AIR-HOOD	4/14/21	0	2	NICKEL-63	2.990	6.350	U	U	-0.880	pCi/g
AIR-HOOD	5/25/21	2	4	NICKEL-63	3.020	6.360	U	U	-1.530	pCi/g
AIR-HOOD	4/14/21	0	2	NITROBENZENE	510.000	1700.000	U	U	1700.000	ug/kg
AIR-HOOD	5/25/21	2	4	NITROBENZENE	101.000	336.000	U	U	336.000	ug/kg
AIR-HOOD	4/14/21	0	2	N-NITROSODIPHENYLAMINE+ DIPHENYLAMINE	510.000	1700.000	U	U	1700.000	ug/kg
AIR-HOOD	5/25/21	2	4	N-NITROSODIPHENYLAMINE+ DIPHENYLAMINE	101.000	336.000	U	U	336.000	ug/kg
AIR-HOOD	4/14/21	0	2	N-NITROSODIPROPYLAMINE	510.000	1700.000	U	U	1700.000	ug/kg
AIR-HOOD	5/25/21	2	4	N-NITROSODIPROPYLAMINE	101.000	336.000	U	U	336.000	ug/kg
AIR-HOOD	4/14/21	0	2	NONVOLATILE BETA	1.370	4.370			21.700	pCi/g
AIR-HOOD	5/25/21	2	4	NONVOLATILE BETA	1.510	4.670			23.500	pCi/g
AIR-HOOD	4/14/21	0	2	O-CRESOL (2-METHYLPHENOL)	510.000	1700.000	U	U	1700.000	ug/kg
AIR-HOOD	5/25/21	2	4	O-CRESOL (2-METHYLPHENOL)	101.000	336.000	U	R	336.000	ug/kg
AIR-HOOD	4/14/21	0	2	P-CHLORO-M-CRESOL	679.000	1700.000	U	U	1700.000	ug/kg
AIR-HOOD	5/25/21	2	4	P-CHLORO-M-CRESOL	135.000	336.000	U	R	336.000	ug/kg
AIR-HOOD	4/14/21	0	2	PENTACHLOROPHENOL	510.000	1700.000	U	U	1700.000	ug/kg
AIR-HOOD	5/25/21	2	4	PENTACHLOROPHENOL	101.000	336.000	U	R	336.000	ug/kg
AIR-HOOD	4/14/21	0	2	PHENANTHRENE	51.000	170.000	J	J	93.400	ug/kg

Table C-4 236-H Concrete Sample Data

STATION	DATE	TOP DEPTH (in)	BOTTOM DEPTH (in)	ANALYTE	MDL	SQL	LAB QUAL.	REVIEW QUAL.	RESULT	UNITS
AIR-HOOD	5/25/21	2	4	PHENANTHRENE	10.100	33.600	U	U	33.600	ug/kg
AIR-HOOD	4/14/21	0	2	PHENOL	510.000	1700.000	U	U	1700.000	ug/kg
AIR-HOOD	5/25/21	2	4	PHENOL	101.000	336.000	U	R	336.000	ug/kg
AIR-HOOD	4/14/21	0	2	PLUTONIUM-238	0.317	0.795	U	U	0.247	pCi/g
AIR-HOOD	5/25/21	2	4	PLUTONIUM-238	0.380	0.974	U	U	0.276	pCi/g
AIR-HOOD	4/14/21	0	2	PLUTONIUM-239/240	0.345	0.679	U	U	0.018	pCi/g
AIR-HOOD	5/25/21	2	4	PLUTONIUM-239/240	0.487	0.845	U	U	-0.079	pCi/g
AIR-HOOD	4/14/21	0	2	PLUTONIUM-242	0.429	0.719	U	U	-0.140	pCi/g
AIR-HOOD	5/25/21	2	4	PLUTONIUM-242	0.545	0.917	U	U	-0.132	pCi/g
AIR-HOOD	4/14/21	0	2	P-NITROANILINE	510.000	1700.000	U	U	1700.000	ug/kg
AIR-HOOD	5/25/21	2	4	P-NITROANILINE	101.000	336.000	U	U	336.000	ug/kg
AIR-HOOD	4/14/21	0	2	POTASSIUM	6250.000	24400.000		J	1170000.000	ug/kg
AIR-HOOD	5/25/21	2	4	POTASSIUM	6510.000	25400.000			1350000.000	ug/kg
AIR-HOOD	4/14/21	0	2	POTASSIUM-40	0.398	2.480			19.000	pCi/g
AIR-HOOD	5/25/21	2	4	POTASSIUM-40	0.376	2.660			16.600	pCi/g
AIR-HOOD	4/14/21	0	2	PYRENE	51.000	170.000	J	J	74.700	ug/kg
AIR-HOOD	5/25/21	2	4	PYRENE	10.100	33.600	U	U	33.600	ug/kg
AIR-HOOD	4/14/21	0	2	RADIUM-226	0.444	1.240	J	J	1.040	pCi/g
AIR-HOOD	5/25/21	2	4	RADIUM-226	0.383	1.200	J	J	1.040	pCi/g
AIR-HOOD	4/14/21	0	2	RADIUM-228	1.100	2.620	J	J	1.310	pCi/g
AIR-HOOD	5/25/21	2	4	RADIUM-228	1.620	3.760	J	J	2.010	pCi/g
AIR-HOOD	4/14/21	0	2	SELENIUM	488.000	2930.000	U	U	2930.000	ug/kg
AIR-HOOD	5/25/21	2	4	SELENIUM	509.000	3050.000	U	U	3050.000	ug/kg
AIR-HOOD	4/14/21	0	2	SILVER	97.600	488.000	U	U	488.000	ug/kg
AIR-HOOD	5/25/21	2	4	SILVER	102.000	509.000	U	U	509.000	ug/kg
AIR-HOOD	4/14/21	0	2	SODIUM	6830.000	24400.000			444000.000	ug/kg
AIR-HOOD	5/25/21	2	4	SODIUM	7120.000	25400.000			537000.000	ug/kg
AIR-HOOD	4/14/21	0	2	STRONTIUM-90	1.310	2.750	U	U	0.287	pCi/g
AIR-HOOD	5/25/21	2	4	STRONTIUM-90	1.460	3.050	U	U	0.084	pCi/g
AIR-HOOD	4/14/21	0	2	TECHNETIUM-99	4.030	8.710	U	U	0.395	pCi/g
AIR-HOOD	5/25/21	2	4	TECHNETIUM-99	4.460	9.460	U	U	-1.560	pCi/g
AIR-HOOD	4/14/21	0	2	THALLIUM	488.000	1950.000	U	U	1950.000	ug/kg
AIR-HOOD	5/25/21	2	4	THALLIUM	2540.000	10200.000	U	U	10200.000	ug/kg
AIR-HOOD	4/14/21	0	2	THORIUM-228	0.613	2.090	J	J	1.660	pCi/g
AIR-HOOD	5/25/21	2	4	THORIUM-228	0.451	1.370	J	J	1.010	pCi/g
AIR-HOOD	4/14/21	0	2	THORIUM-230	0.546	1.520	J	J	0.643	pCi/g

Table C-4 236-H Concrete Sample Data

STATION	DATE	TOP DEPTH (in)	BOTTOM DEPTH (in)	ANALYTE	MDL	SQL	LAB QUAL.	REVIEW QUAL.	RESULT	UNITS
AIR-HOOD	5/25/21	2	4	THORIUM-230	0.505	1.540	J	J	1.300	pCi/g
AIR-HOOD	4/14/21	0	2	THORIUM-232	0.362	1.670	J	J	1.460	pCi/g
AIR-HOOD	5/25/21	2	4	THORIUM-232	0.299	1.300			1.480	pCi/g
AIR-HOOD	4/14/21	0	2	TRITIUM	8.060	149.000		J	3590.000	pCi/g
AIR-HOOD	5/25/21	2	4	TRITIUM	4.550	75.600		J	5360.000	pCi/g
AIR-HOOD	4/14/21	0	2	URANIUM-233/234	0.640	1.910	J	J	1.180	pCi/g
AIR-HOOD	5/25/21	2	4	URANIUM-233/234	0.404	1.440	J	J	1.240	pCi/g
AIR-HOOD	4/14/21	0	2	URANIUM-235	0.258	0.848	U	U	0.172	pCi/g
AIR-HOOD	5/25/21	2	4	URANIUM-235	0.296	0.648	U	U	0.047	pCi/g
AIR-HOOD	4/14/21	0	2	URANIUM-238	0.425	1.490	J	J	0.924	pCi/g
AIR-HOOD	5/25/21	2	4	URANIUM-238	0.305	1.450			1.610	pCi/g
AIR-HOOD	4/14/21	0	2	VANADIUM	97.600	488.000			11100.000	ug/kg
AIR-HOOD	5/25/21	2	4	VANADIUM	102.000	509.000			13700.000	ug/kg
AIR-HOOD	4/14/21	0	2	ZINC	390.000	1950.000		J	75500.000	ug/kg
AIR-HOOD	5/25/21	2	4	ZINC	407.000	2030.000			66700.000	ug/kg
BELL-JAR	6/22/21	0	2	1,1'-BIPHENYL	2020.000	6730.000	U	U	6730.000	ug/kg
BELL-JAR	6/24/21	2	4	1,1'-BIPHENYL	2050.000	6820.000	U	U	6820.000	ug/kg
BELL-JAR	6/22/21	0	2	1,2,4,5-TETRACHLOROBENZENE	2020.000	6730.000	U	U	6730.000	ug/kg
BELL-JAR	6/24/21	2	4	1,2,4,5-TETRACHLOROBENZENE	2050.000	6820.000	U	U	6820.000	ug/kg
BELL-JAR	6/22/21	0	2	2,3,4,6-TETRACHLOROPHENOL	2020.000	6730.000	U	R	6730.000	ug/kg
BELL-JAR	6/24/21	2	4	2,3,4,6-TETRACHLOROPHENOL	2050.000	6820.000	U	R	6820.000	ug/kg
BELL-JAR	6/22/21	0	2	2,4,5-TRICHLOROPHENOL	2020.000	6730.000	U	R	6730.000	ug/kg
BELL-JAR	6/24/21	2	4	2,4,5-TRICHLOROPHENOL	2050.000	6820.000	U	R	6820.000	ug/kg
BELL-JAR	6/22/21	0	2	2,4,6-TRICHLOROPHENOL	2020.000	6730.000	U	R	6730.000	ug/kg
BELL-JAR	6/24/21	2	4	2,4,6-TRICHLOROPHENOL	2050.000	6820.000	U	R	6820.000	ug/kg
BELL-JAR	6/22/21	0	2	2,4-DICHLOROPHENOL	2020.000	6730.000	U	R	6730.000	ug/kg
BELL-JAR	6/24/21	2	4	2,4-DICHLOROPHENOL	2050.000	6820.000	U	R	6820.000	ug/kg
BELL-JAR	6/22/21	0	2	2,4-DIMETHYLPHENOL	2020.000	6730.000	U	R	6730.000	ug/kg
BELL-JAR	6/24/21	2	4	2,4-DIMETHYLPHENOL	2050.000	6820.000	U	R	6820.000	ug/kg
BELL-JAR	6/22/21	0	2	2,4-DINITROPHENOL	2020.000	13500.000	U	R	13500.000	ug/kg
BELL-JAR	6/24/21	2	4	2,4-DINITROPHENOL	2050.000	13600.000	U	R	13600.000	ug/kg
BELL-JAR	6/22/21	0	2	2,4-DINITROTOLUENE	2020.000	6730.000	U	U	6730.000	ug/kg
BELL-JAR	6/24/21	2	4	2,4-DINITROTOLUENE	2050.000	6820.000	U	U	6820.000	ug/kg
BELL-JAR	6/22/21	0	2	2,6-DINITROTOLUENE	2020.000	6730.000	U	U	6730.000	ug/kg
BELL-JAR	6/24/21	2	4	2,6-DINITROTOLUENE	2050.000	6820.000	U	U	6820.000	ug/kg
BELL-JAR	6/22/21	0	2	2-CHLORONAPHTHALENE	202.000	673.000	U	U	673.000	ug/kg

Table C-4 236-H Concrete Sample Data

STATION	DATE	TOP DEPTH (in)	BOTTOM DEPTH (in)	ANALYTE	MDL	SQL	LAB QUAL.	REVIEW QUAL.	RESULT	UNITS
BELL-JAR	6/24/21	2	4	2-CHLORONAPHTHALENE	205.000	682.000	U	R	682.000	ug/kg
BELL-JAR	6/22/21	0	2	2-CHLOROPHENOL	2020.000	6730.000	U	R	6730.000	ug/kg
BELL-JAR	6/24/21	2	4	2-CHLOROPHENOL	2050.000	6820.000	U	R	6820.000	ug/kg
BELL-JAR	6/22/21	0	2	2-METHYLNAPHTHALENE	202.000	673.000	U	U	673.000	ug/kg
BELL-JAR	6/24/21	2	4	2-METHYLNAPHTHALENE	205.000	682.000	U	R	682.000	ug/kg
BELL-JAR	6/22/21	0	2	2-NITROANILINE	2220.000	6730.000	U	U	6730.000	ug/kg
BELL-JAR	6/24/21	2	4	2-NITROANILINE	2250.000	6820.000	U	U	6820.000	ug/kg
BELL-JAR	6/22/21	0	2	2-NITROPHENOL	2020.000	6730.000	U	R	6730.000	ug/kg
BELL-JAR	6/24/21	2	4	2-NITROPHENOL	2050.000	6820.000	U	R	6820.000	ug/kg
BELL-JAR	6/22/21	0	2	3,3-DICHLOROBENZIDINE	2020.000	6730.000	U	U	6730.000	ug/kg
BELL-JAR	6/24/21	2	4	3,3-DICHLOROBENZIDINE	2050.000	6820.000	U	U	6820.000	ug/kg
BELL-JAR	6/22/21	0	2	4-BROMOPHENYL PHENYL ETHER	2020.000	6730.000	U	U	6730.000	ug/kg
BELL-JAR	6/24/21	2	4	4-BROMOPHENYL PHENYL ETHER	2050.000	6820.000	U	U	6820.000	ug/kg
BELL-JAR	6/22/21	0	2	4-CHLOROANILINE	2020.000	6730.000	U	U	6730.000	ug/kg
BELL-JAR	6/24/21	2	4	4-CHLOROANILINE	2050.000	6820.000	U	U	6820.000	ug/kg
BELL-JAR	6/22/21	0	2	4-CHLOROPHENYL PHENYL ETHER	2020.000	6730.000	U	U	6730.000	ug/kg
BELL-JAR	6/24/21	2	4	4-CHLOROPHENYL PHENYL ETHER	2050.000	6820.000	U	U	6820.000	ug/kg
BELL-JAR	6/22/21	0	2	4-NITROPHENOL	2020.000	6730.000	U	R	6730.000	ug/kg
BELL-JAR	6/24/21	2	4	4-NITROPHENOL	2050.000	6820.000	U	R	6820.000	ug/kg
BELL-JAR	6/22/21	0	2	ACENAPHTHENE	202.000	673.000	U	U	673.000	ug/kg
BELL-JAR	6/24/21	2	4	ACENAPHTHENE	205.000	682.000	U	R	682.000	ug/kg
BELL-JAR	6/22/21	0	2	ACENAPHTHYLENE	202.000	673.000	U	U	673.000	ug/kg
BELL-JAR	6/24/21	2	4	ACENAPHTHYLENE	205.000	682.000	U	R	682.000	ug/kg
BELL-JAR	6/22/21	0	2	ACETOPHENONE	2020.000	6730.000	U	U	6730.000	ug/kg
BELL-JAR	6/24/21	2	4	ACETOPHENONE	2050.000	6820.000	U	U	6820.000	ug/kg
BELL-JAR	6/22/21	0	2	ACTINIUM-228	0.233	1.030			1.510	pCi/g
BELL-JAR	6/24/21	2	4	ACTINIUM-228	0.193	0.899			2.020	pCi/g
BELL-JAR	6/22/21	0	2	ALUMINUM	6280.000	18500.000			8700000.000	ug/kg
BELL-JAR	6/24/21	2	4	ALUMINUM	6910.000	20300.000			7400000.000	ug/kg
BELL-JAR	6/22/21	0	2	AMERICIUM-241	1.240	2.190	U	U	-0.141	pCi/g
BELL-JAR	6/24/21	2	4	AMERICIUM-241	1.010	1.870	U	U	-0.029	pCi/g
BELL-JAR	6/22/21	0	2	AMERICIUM-243	1.510	2.600	U	U	-0.277	pCi/g
BELL-JAR	6/24/21	2	4	AMERICIUM-243	1.470	2.940	U	U	0.147	pCi/g
BELL-JAR	6/22/21	0	2	ANTHRACENE	202.000	673.000	U	U	673.000	ug/kg
BELL-JAR	6/24/21	2	4	ANTHRACENE	205.000	682.000	U	R	682.000	ug/kg
BELL-JAR	6/22/21	0	2	ANTIMONY	305.000	1850.000	J	J	1180.000	ug/kg

Table C-4 236-H Concrete Sample Data

STATION	DATE	TOP DEPTH (in)	BOTTOM DEPTH (in)	ANALYTE	MDL	SQL	LAB QUAL.	REVIEW QUAL.	RESULT	UNITS
BELL-JAR	6/24/21	2	4	ANTIMONY	335.000	2030.000	J	J	1600.000	ug/kg
BELL-JAR	6/22/21	0	2	AROCLOR 1016	1.130	3.390	U	U	3.390	ug/kg
BELL-JAR	6/24/21	2	4	AROCLOR 1016	1.140	3.430	U	U	3.430	ug/kg
BELL-JAR	6/22/21	0	2	AROCLOR 1221	1.130	3.390	U	U	3.390	ug/kg
BELL-JAR	6/24/21	2	4	AROCLOR 1221	1.140	3.430	U	U	3.430	ug/kg
BELL-JAR	6/22/21	0	2	AROCLOR 1232	1.130	3.390	U	U	3.390	ug/kg
BELL-JAR	6/24/21	2	4	AROCLOR 1232	1.140	3.430	U	U	3.430	ug/kg
BELL-JAR	6/22/21	0	2	AROCLOR 1242	1.130	3.390	U	U	3.390	ug/kg
BELL-JAR	6/24/21	2	4	AROCLOR 1242	1.140	3.430	U	U	3.430	ug/kg
BELL-JAR	6/22/21	0	2	AROCLOR 1248	1.130	3.390	U	U	3.390	ug/kg
BELL-JAR	6/24/21	2	4	AROCLOR 1248	1.140	3.430	U	U	3.430	ug/kg
BELL-JAR	6/22/21	0	2	AROCLOR 1254	1.130	3.390	U	U	3.390	ug/kg
BELL-JAR	6/24/21	2	4	AROCLOR 1254	1.140	3.430	U	U	3.430	ug/kg
BELL-JAR	6/22/21	0	2	AROCLOR 1260	1.130	3.390	U	U	3.390	ug/kg
BELL-JAR	6/24/21	2	4	AROCLOR 1260	1.140	3.430	U	U	3.430	ug/kg
BELL-JAR	6/22/21	0	2	ARSENIC	462.000	2770.000	J	J	804.000	ug/kg
BELL-JAR	6/24/21	2	4	ARSENIC	508.000	3050.000	J	J	1430.000	ug/kg
BELL-JAR	6/22/21	0	2	ATRAZINE	2690.000	6730.000	U	U	6730.000	ug/kg
BELL-JAR	6/24/21	2	4	ATRAZINE	2730.000	6820.000	U	U	6820.000	ug/kg
BELL-JAR	6/22/21	0	2	BARIUM	92.300	462.000			41100.000	ug/kg
BELL-JAR	6/24/21	2	4	BARIUM	102.000	508.000			41800.000	ug/kg
BELL-JAR	6/22/21	0	2	BENZALDEHYDE	2020.000	6730.000	U	U	6730.000	ug/kg
BELL-JAR	6/24/21	2	4	BENZALDEHYDE	2050.000	6820.000	U	U	6820.000	ug/kg
BELL-JAR	6/22/21	0	2	BENZO(G,H,I)PERYLENE	202.000	673.000	U	U	673.000	ug/kg
BELL-JAR	6/24/21	2	4	BENZO(G,H,I)PERYLENE	205.000	682.000	U	R	682.000	ug/kg
BELL-JAR	6/22/21	0	2	BENZO[A]ANTHRACENE	202.000	673.000	U	U	673.000	ug/kg
BELL-JAR	6/24/21	2	4	BENZO[A]ANTHRACENE	205.000	682.000	U	R	682.000	ug/kg
BELL-JAR	6/22/21	0	2	BENZO[A]PYRENE	202.000	673.000	U	U	673.000	ug/kg
BELL-JAR	6/24/21	2	4	BENZO[A]PYRENE	205.000	682.000	U	U	682.000	ug/kg
BELL-JAR	6/22/21	0	2	BENZO[B]FLUORANTHENE	202.000	673.000	U	U	673.000	ug/kg
BELL-JAR	6/24/21	2	4	BENZO[B]FLUORANTHENE	205.000	682.000	U	R	682.000	ug/kg
BELL-JAR	6/22/21	0	2	BENZO[K]FLUORANTHENE	202.000	673.000	U	U	673.000	ug/kg
BELL-JAR	6/24/21	2	4	BENZO[K]FLUORANTHENE	205.000	682.000	U	R	682.000	ug/kg
BELL-JAR	6/22/21	0	2	BERYLLIUM	92.300	462.000			645.000	ug/kg
BELL-JAR	6/24/21	2	4	BERYLLIUM	102.000	508.000			579.000	ug/kg
BELL-JAR	6/22/21	0	2	BIS(2-CHLORO-1-METHYLETHYL)ETHER	2020.000	6730.000	U	U	6730.000	ug/kg

Table C-4 236-H Concrete Sample Data

STATION	DATE	TOP DEPTH (in)	BOTTOM DEPTH (in)	ANALYTE	MDL	SQL	LAB QUAL.	REVIEW QUAL.	RESULT	UNITS
BELL-JAR	6/24/21	2	4	BIS(2-CHLORO-1-METHYLETHYL)ETHER	2050.000	6820.000	U	U	6820.000	ug/kg
BELL-JAR	6/22/21	0	2	BIS(2-CHLOROETHOXY)METHANE	2020.000	6730.000	U	U	6730.000	ug/kg
BELL-JAR	6/24/21	2	4	BIS(2-CHLOROETHOXY)METHANE	2050.000	6820.000	U	U	6820.000	ug/kg
BELL-JAR	6/22/21	0	2	BIS(2-CHLOROETHYL)ETHER	2020.000	6730.000	U	U	6730.000	ug/kg
BELL-JAR	6/24/21	2	4	BIS(2-CHLOROETHYL)ETHER	2050.000	6820.000	U	U	6820.000	ug/kg
BELL-JAR	6/22/21	0	2	BIS(2-ETHYLHEXYL)PHTHALATE (DEHP)	202.000	673.000		J	875.000	ug/kg
BELL-JAR	6/24/21	2	4	BIS(2-ETHYLHEXYL)PHTHALATE (DEHP)	205.000	682.000	U	R	682.000	ug/kg
BELL-JAR	6/22/21	0	2	BISMUTH-212	0.892	3.210	J	J	2.530	pCi/g
BELL-JAR	6/24/21	2	4	BISMUTH-212	0.843	2.630	J	J	2.390	pCi/g
BELL-JAR	6/22/21	0	2	BISMUTH-214	0.133	0.485			0.837	pCi/g
BELL-JAR	6/24/21	2	4	BISMUTH-214	0.122	0.468			0.817	pCi/g
BELL-JAR	6/22/21	0	2	BUTYL BENZYL PHTHALATE	202.000	673.000	U	U	673.000	ug/kg
BELL-JAR	6/24/21	2	4	BUTYL BENZYL PHTHALATE	205.000	682.000	U	R	682.000	ug/kg
BELL-JAR	6/22/21	0	2	CADMIUM	92.300	462.000	J	J	402.000	ug/kg
BELL-JAR	6/24/21	2	4	CADMIUM	102.000	508.000	U	U	508.000	ug/kg
BELL-JAR	6/22/21	0	2	CALCIUM	36900.000	115000.000			71200000.000	ug/kg
BELL-JAR	6/24/21	2	4	CALCIUM	40700.000	127000.000			70100000.000	ug/kg
BELL-JAR	6/22/21	0	2	CAPROLACTAM	2020.000	6730.000	U	U	6730.000	ug/kg
BELL-JAR	6/24/21	2	4	CAPROLACTAM	2050.000	6820.000	U	U	6820.000	ug/kg
BELL-JAR	6/22/21	0	2	CARBAZOLE	202.000	673.000	U	U	673.000	ug/kg
BELL-JAR	6/24/21	2	4	CARBAZOLE	205.000	682.000	U	R	682.000	ug/kg
BELL-JAR	6/22/21	0	2	CARBON-14	1.510	3.260	U	U	-0.467	pCi/g
BELL-JAR	6/24/21	2	4	CARBON-14	1.530	3.330	U	U	0.412	pCi/g
BELL-JAR	6/22/21	0	2	CESIUM-137	0.087	0.170	U	U	0.024	pCi/g
BELL-JAR	6/24/21	2	4	CESIUM-137	0.066	0.136	U	U	-0.001	pCi/g
BELL-JAR	6/22/21	0	2	CHROMIUM	138.000	923.000			14700.000	ug/kg
BELL-JAR	6/24/21	2	4	CHROMIUM	152.000	1020.000			14300.000	ug/kg
BELL-JAR	6/22/21	0	2	CHRYSENE	202.000	673.000	U	U	673.000	ug/kg
BELL-JAR	6/24/21	2	4	CHRYSENE	205.000	682.000	U	R	682.000	ug/kg
BELL-JAR	6/22/21	0	2	COBALT	138.000	462.000			5330.000	ug/kg
BELL-JAR	6/24/21	2	4	COBALT	152.000	508.000			4190.000	ug/kg
BELL-JAR	6/22/21	0	2	COBALT-60	0.082	0.182	U	U	-0.015	pCi/g
BELL-JAR	6/24/21	2	4	COBALT-60	0.068	0.139	U	U	-0.008	pCi/g
BELL-JAR	6/22/21	0	2	COPPER	277.000	1850.000			23600.000	ug/kg
BELL-JAR	6/24/21	2	4	COPPER	305.000	2030.000			16100.000	ug/kg
BELL-JAR	6/22/21	0	2	CURIUM-242	0.573	1.340	U	U	0.000	pCi/g

Table C-4 236-H Concrete Sample Data

STATION	DATE	TOP DEPTH (in)	BOTTOM DEPTH (in)	ANALYTE	MDL	SQL	LAB QUAL.	REVIEW QUAL.	RESULT	UNITS
BELL-JAR	6/24/21	2	4	CURIUM-242	0.942	1.760	U	U	-0.047	pCi/g
BELL-JAR	6/22/21	0	2	CURIUM-243/244	0.927	1.590	U	U	-0.109	pCi/g
BELL-JAR	6/24/21	2	4	CURIUM-243/244	0.867	1.490	U	U	-0.102	pCi/g
BELL-JAR	6/22/21	0	2	CURIUM-245/246	0.941	1.750	U	U	-0.047	pCi/g
BELL-JAR	6/24/21	2	4	CURIUM-245/246	0.611	1.760	U	U	0.204	pCi/g
BELL-JAR	6/22/21	0	2	DIBENZ[AH]ANTHRACENE	202.000	673.000	U	U	673.000	ug/kg
BELL-JAR	6/24/21	2	4	DIBENZ[AH]ANTHRACENE	205.000	682.000	U	R	682.000	ug/kg
BELL-JAR	6/22/21	0	2	DIBENZOFURAN	2020.000	6730.000	U	U	6730.000	ug/kg
BELL-JAR	6/24/21	2	4	DIBENZOFURAN	2050.000	6820.000	U	U	6820.000	ug/kg
BELL-JAR	6/22/21	0	2	DIETHYL PHTHALATE	202.000	673.000	U	U	673.000	ug/kg
BELL-JAR	6/24/21	2	4	DIETHYL PHTHALATE	205.000	682.000	U	R	682.000	ug/kg
BELL-JAR	6/22/21	0	2	DIMETHYL PHTHALATE	202.000	673.000	U	U	673.000	ug/kg
BELL-JAR	6/24/21	2	4	DIMETHYL PHTHALATE	205.000	682.000	U	R	682.000	ug/kg
BELL-JAR	6/22/21	0	2	DI-N-BUTYL PHTHALATE	202.000	673.000	U	U	673.000	ug/kg
BELL-JAR	6/24/21	2	4	DI-N-BUTYL PHTHALATE	205.000	682.000	U	R	682.000	ug/kg
BELL-JAR	6/22/21	0	2	DINITRO-O-CRESOL	2020.000	6730.000	U	R	6730.000	ug/kg
BELL-JAR	6/24/21	2	4	DINITRO-O-CRESOL	2050.000	6820.000	U	R	6820.000	ug/kg
BELL-JAR	6/22/21	0	2	EUROPIUM-154	0.228	0.454	U	U	-0.017	pCi/g
BELL-JAR	6/24/21	2	4	EUROPIUM-154	0.235	0.467	U	U	0.071	pCi/g
BELL-JAR	6/22/21	0	2	FLUORANTHENE	202.000	673.000	U	U	673.000	ug/kg
BELL-JAR	6/24/21	2	4	FLUORANTHENE	205.000	682.000	U	R	682.000	ug/kg
BELL-JAR	6/22/21	0	2	FLUORENE	202.000	673.000	U	U	673.000	ug/kg
BELL-JAR	6/24/21	2	4	FLUORENE	205.000	682.000	U	R	682.000	ug/kg
BELL-JAR	6/22/21	0	2	GROSS ALPHA	1.620	5.880			17.100	pCi/g
BELL-JAR	6/24/21	2	4	GROSS ALPHA	1.950	6.050			14.300	pCi/g
BELL-JAR	6/22/21	0	2	HEXACHLOROENZENE	2020.000	6730.000	U	U	6730.000	ug/kg
BELL-JAR	6/24/21	2	4	HEXACHLOROENZENE	2050.000	6820.000	U	U	6820.000	ug/kg
BELL-JAR	6/22/21	0	2	HEXACHLOROBUTADIENE	2020.000	6730.000	U	U	6730.000	ug/kg
BELL-JAR	6/24/21	2	4	HEXACHLOROBUTADIENE	2050.000	6820.000	U	U	6820.000	ug/kg
BELL-JAR	6/22/21	0	2	HEXACHLOROCYCLOPENTADIENE	2020.000	6730.000	U	U	6730.000	ug/kg
BELL-JAR	6/24/21	2	4	HEXACHLOROCYCLOPENTADIENE	2050.000	6820.000	U	U	6820.000	ug/kg
BELL-JAR	6/22/21	0	2	HEXACHLOROETHANE	2020.000	6730.000	U	U	6730.000	ug/kg
BELL-JAR	6/24/21	2	4	HEXACHLOROETHANE	2050.000	6820.000	U	U	6820.000	ug/kg
BELL-JAR	6/22/21	0	2	INDENO[1,2,3-CD]PYRENE	202.000	673.000	U	U	673.000	ug/kg
BELL-JAR	6/24/21	2	4	INDENO[1,2,3-CD]PYRENE	205.000	682.000	U	R	682.000	ug/kg
BELL-JAR	6/22/21	0	2	IODINE-129	0.581	2.060	R	R	0.672	pCi/g

Table C-4 236-H Concrete Sample Data

STATION	DATE	TOP DEPTH (in)	BOTTOM DEPTH (in)	ANALYTE	MDL	SQL	LAB QUAL.	REVIEW QUAL.	RESULT	UNITS
BELL-JAR	6/24/21	2	4	IODINE-129	0.993	2.180	U	U	-0.109	pCi/g
BELL-JAR	6/22/21	0	2	IRON	7380.000	23100.000			12300000.000	ug/kg
BELL-JAR	6/24/21	2	4	IRON	8130.000	25400.000			11100000.000	ug/kg
BELL-JAR	6/22/21	0	2	ISOPHORONE	2020.000	6730.000	U	U	6730.000	ug/kg
BELL-JAR	6/24/21	2	4	ISOPHORONE	2050.000	6820.000	U	U	6820.000	ug/kg
BELL-JAR	6/22/21	0	2	LEAD	305.000	1850.000			2760.000	ug/kg
BELL-JAR	6/24/21	2	4	LEAD	335.000	2030.000	J	J	3460.000	ug/kg
BELL-JAR	6/22/21	0	2	LEAD-212	0.126	0.482			1.500	pCi/g
BELL-JAR	6/24/21	2	4	LEAD-212	0.087	0.359			1.740	pCi/g
BELL-JAR	6/22/21	0	2	LEAD-214	0.315	0.717			0.850	pCi/g
BELL-JAR	6/24/21	2	4	LEAD-214	0.137	0.521			0.737	pCi/g
BELL-JAR	6/22/21	0	2	M/P-CRESOL	2020.000	6730.000	U	R	6730.000	ug/kg
BELL-JAR	6/24/21	2	4	M/P-CRESOL	2050.000	6820.000	U	R	6820.000	ug/kg
BELL-JAR	6/22/21	0	2	MAGNESIUM	7850.000	27700.000			2710000.000	ug/kg
BELL-JAR	6/24/21	2	4	MAGNESIUM	8640.000	30500.000			2280000.000	ug/kg
BELL-JAR	6/22/21	0	2	MANGANESE	185.000	923.000		J	182000.000	ug/kg
BELL-JAR	6/24/21	2	4	MANGANESE	203.000	1020.000			151000.000	ug/kg
BELL-JAR	6/22/21	0	2	MERCURY	7.800	23.300	U	U	23.300	ug/kg
BELL-JAR	6/24/21	2	4	MERCURY	7.890	23.600	U	U	23.600	ug/kg
BELL-JAR	6/22/21	0	2	M-NITROANILINE	2020.000	6730.000	U	U	6730.000	ug/kg
BELL-JAR	6/24/21	2	4	M-NITROANILINE	2050.000	6820.000	U	U	6820.000	ug/kg
BELL-JAR	6/22/21	0	2	NAPHTHALENE	202.000	673.000	U	U	673.000	ug/kg
BELL-JAR	6/24/21	2	4	NAPHTHALENE	205.000	682.000	U	U	682.000	ug/kg
BELL-JAR	6/22/21	0	2	N-DIOCTYL PHTHALATE	202.000	673.000	U	U	673.000	ug/kg
BELL-JAR	6/24/21	2	4	N-DIOCTYL PHTHALATE	205.000	682.000	U	R	682.000	ug/kg
BELL-JAR	6/22/21	0	2	NEPTUNIUM-237	0.025	0.046	U	U	-0.002	pCi/g
BELL-JAR	6/24/21	2	4	NEPTUNIUM-237	0.033	0.062	U	U	-0.001	pCi/g
BELL-JAR	6/22/21	0	2	NICKEL	138.000	462.000			6190.000	ug/kg
BELL-JAR	6/24/21	2	4	NICKEL	152.000	508.000			5470.000	ug/kg
BELL-JAR	6/22/21	0	2	NICKEL-59	3.500	8.060	U	U	-1.800	pCi/g
BELL-JAR	6/24/21	2	4	NICKEL-59	3.520	7.080	U	U	-0.647	pCi/g
BELL-JAR	6/22/21	0	2	NICKEL-63	2.790	6.030	U	U	0.338	pCi/g
BELL-JAR	6/24/21	2	4	NICKEL-63	2.350	5.070	U	U	-0.094	pCi/g
BELL-JAR	6/22/21	0	2	NITROBENZENE	2020.000	6730.000	U	U	6730.000	ug/kg
BELL-JAR	6/24/21	2	4	NITROBENZENE	2050.000	6820.000	U	U	6820.000	ug/kg
BELL-JAR	6/22/21	0	2	N-NITROSODIPHENYLAMINE+ DIPHENYLAMINE	2020.000	6730.000	U	U	6730.000	ug/kg

Table C-4 236-H Concrete Sample Data

STATION	DATE	TOP DEPTH (in)	BOTTOM DEPTH (in)	ANALYTE	MDL	SQL	LAB QUAL.	REVIEW QUAL.	RESULT	UNITS
BELL-JAR	6/24/21	2	4	N-NITROSODIPHENYLAMINE+ DIPHENYLAMINE	2050.000	6820.000	U	U	6820.000	ug/kg
BELL-JAR	6/22/21	0	2	N-NITROSODIPROPYLAMINE	2020.000	6730.000	U	U	6730.000	ug/kg
BELL-JAR	6/24/21	2	4	N-NITROSODIPROPYLAMINE	2050.000	6820.000	U	U	6820.000	ug/kg
BELL-JAR	6/22/21	0	2	NONVOLATILE BETA	1.360	4.220			19.900	pCi/g
BELL-JAR	6/24/21	2	4	NONVOLATILE BETA	1.670	4.810	J	J	22.200	pCi/g
BELL-JAR	6/22/21	0	2	O-CRESOL (2-METHYLPHENOL)	2020.000	6730.000	U	R	6730.000	ug/kg
BELL-JAR	6/24/21	2	4	O-CRESOL (2-METHYLPHENOL)	2050.000	6820.000	U	R	6820.000	ug/kg
BELL-JAR	6/22/21	0	2	P-CHLORO-M-CRESOL	2690.000	6730.000	U	R	6730.000	ug/kg
BELL-JAR	6/24/21	2	4	P-CHLORO-M-CRESOL	2730.000	6820.000	U	R	6820.000	ug/kg
BELL-JAR	6/22/21	0	2	PENTACHLOROPHENOL	2020.000	6730.000	U	R	6730.000	ug/kg
BELL-JAR	6/24/21	2	4	PENTACHLOROPHENOL	2050.000	6820.000	U	R	6820.000	ug/kg
BELL-JAR	6/22/21	0	2	PHENANTHRENE	202.000	673.000	U	U	673.000	ug/kg
BELL-JAR	6/24/21	2	4	PHENANTHRENE	205.000	682.000	U	U	682.000	ug/kg
BELL-JAR	6/22/21	0	2	PHENOL	2020.000	6730.000	U	R	6730.000	ug/kg
BELL-JAR	6/24/21	2	4	PHENOL	2050.000	6820.000	U	R	6820.000	ug/kg
BELL-JAR	6/22/21	0	2	PLUTONIUM-238	0.334	0.706	U	U	0.061	pCi/g
BELL-JAR	6/24/21	2	4	PLUTONIUM-238	0.358	0.962	U	U	0.274	pCi/g
BELL-JAR	6/22/21	0	2	PLUTONIUM-239/240	0.348	0.906	U	U	0.266	pCi/g
BELL-JAR	6/24/21	2	4	PLUTONIUM-239/240	0.481	0.863	U	U	-0.042	pCi/g
BELL-JAR	6/22/21	0	2	PLUTONIUM-242	0.499	0.901	U	U	-0.059	pCi/g
BELL-JAR	6/24/21	2	4	PLUTONIUM-242	0.520	0.910	U	U	-0.072	pCi/g
BELL-JAR	6/22/21	0	2	P-NITROANILINE	2020.000	6730.000	U	U	6730.000	ug/kg
BELL-JAR	6/24/21	2	4	P-NITROANILINE	2050.000	6820.000	U	U	6820.000	ug/kg
BELL-JAR	6/22/21	0	2	POTASSIUM	5910.000	23100.000			3170000.000	ug/kg
BELL-JAR	6/24/21	2	4	POTASSIUM	6500.000	25400.000			2360000.000	ug/kg
BELL-JAR	6/22/21	0	2	POTASSIUM-40	0.701	4.180			15.900	pCi/g
BELL-JAR	6/24/21	2	4	POTASSIUM-40	0.694	3.730			15.000	pCi/g
BELL-JAR	6/22/21	0	2	PYRENE	202.000	673.000	U	U	673.000	ug/kg
BELL-JAR	6/24/21	2	4	PYRENE	205.000	682.000	U	R	682.000	ug/kg
BELL-JAR	6/22/21	0	2	RADIUM-226	0.567	1.500	J	J	1.050	pCi/g
BELL-JAR	6/24/21	2	4	RADIUM-226	0.386	1.230	J	J	1.220	pCi/g
BELL-JAR	6/22/21	0	2	RADIUM-228	1.450	3.240	U	U	0.983	pCi/g
BELL-JAR	6/24/21	2	4	RADIUM-228	1.280	3.160	U	U	2.050	pCi/g
BELL-JAR	6/22/21	0	2	SELENIUM	462.000	2770.000	J	J	585.000	ug/kg
BELL-JAR	6/24/21	2	4	SELENIUM	508.000	3050.000	J	J	568.000	ug/kg
BELL-JAR	6/22/21	0	2	SILVER	92.300	462.000	J	J	119.000	ug/kg

Table C-4 236-H Concrete Sample Data

STATION	DATE	TOP DEPTH (in)	BOTTOM DEPTH (in)	ANALYTE	MDL	SQL	LAB QUAL.	REVIEW QUAL.	RESULT	UNITS
BELL-JAR	6/24/21	2	4	SILVER	102.000	508.000	J	J	190.000	ug/kg
BELL-JAR	6/22/21	0	2	SODIUM	6460.000	23100.000		J	685000.000	ug/kg
BELL-JAR	6/24/21	2	4	SODIUM	7110.000	25400.000			388000.000	ug/kg
BELL-JAR	6/22/21	0	2	STRONTIUM-90	1.960	4.340	U	U	1.210	pCi/g
BELL-JAR	6/24/21	2	4	STRONTIUM-90	1.740	3.880	U	U	1.180	pCi/g
BELL-JAR	6/22/21	0	2	TECHNETIUM-99	3.970	8.530	U	U	0.118	pCi/g
BELL-JAR	6/24/21	2	4	TECHNETIUM-99	3.570	7.670	U	U	0.096	pCi/g
BELL-JAR	6/22/21	0	2	THALLIUM	462.000	1850.000	U	U	1850.000	ug/kg
BELL-JAR	6/24/21	2	4	THALLIUM	508.000	2030.000	U	U	2030.000	ug/kg
BELL-JAR	6/22/21	0	2	THORIUM-228	1.030	3.010	J	J	2.240	pCi/g
BELL-JAR	6/24/21	2	4	THORIUM-228	0.724	1.860	U	U	0.631	pCi/g
BELL-JAR	6/22/21	0	2	THORIUM-230	0.575	1.240	U	U	0.140	pCi/g
BELL-JAR	6/24/21	2	4	THORIUM-230	0.756	2.010	U	U	0.824	pCi/g
BELL-JAR	6/22/21	0	2	THORIUM-232	0.335	1.920	J	J	1.840	pCi/g
BELL-JAR	6/24/21	2	4	THORIUM-232	0.443	1.910	J	J	1.460	pCi/g
BELL-JAR	6/22/21	0	2	TRITIUM	3.010	8.690			10.200	pCi/g
BELL-JAR	6/24/21	2	4	TRITIUM	3.090	8.010	J	J	6.140	pCi/g
BELL-JAR	6/22/21	0	2	URANIUM-233/234	0.694	2.080	J	J	1.060	pCi/g
BELL-JAR	6/24/21	2	4	URANIUM-233/234	0.679	1.830	J	J	0.735	pCi/g
BELL-JAR	6/22/21	0	2	URANIUM-235	0.553	1.030	U	U	-0.028	pCi/g
BELL-JAR	6/24/21	2	4	URANIUM-235	0.492	0.916	U	U	-0.025	pCi/g
BELL-JAR	6/22/21	0	2	URANIUM-238	0.517	1.990	J	J	1.350	pCi/g
BELL-JAR	6/24/21	2	4	URANIUM-238	0.507	1.440	J	J	0.521	pCi/g
BELL-JAR	6/22/21	0	2	VANADIUM	92.300	462.000			24600.000	ug/kg
BELL-JAR	6/24/21	2	4	VANADIUM	102.000	508.000			20800.000	ug/kg
BELL-JAR	6/22/21	0	2	ZINC	369.000	1850.000			34700.000	ug/kg
BELL-JAR	6/24/21	2	4	ZINC	407.000	2030.000			26600.000	ug/kg
BURST-T-COMP	6/15/21	0	2	1,1'-BIPHENYL	2050.000	6820.000	U	U	6820.000	ug/kg
BURST-T-COMP	6/16/21	2	4	1,1'-BIPHENYL	2040.000	6800.000	U	U	6800.000	ug/kg
BURST-T-COMP	6/15/21	0	2	1,2,4,5-TETRACHLOROBENZENE	2050.000	6820.000	U	U	6820.000	ug/kg
BURST-T-COMP	6/16/21	2	4	1,2,4,5-TETRACHLOROBENZENE	2040.000	6800.000	U	U	6800.000	ug/kg
BURST-T-COMP	6/15/21	0	2	2,3,4,6-TETRACHLOROPHENOL	2050.000	6820.000	U	R	6820.000	ug/kg
BURST-T-COMP	6/16/21	2	4	2,3,4,6-TETRACHLOROPHENOL	2040.000	6800.000	U	R	6800.000	ug/kg
BURST-T-COMP	6/15/21	0	2	2,4,5-TRICHLOROPHENOL	2050.000	6820.000	U	R	6820.000	ug/kg
BURST-T-COMP	6/16/21	2	4	2,4,5-TRICHLOROPHENOL	2040.000	6800.000	U	R	6800.000	ug/kg
BURST-T-COMP	6/15/21	0	2	2,4,6-TRICHLOROPHENOL	2050.000	6820.000	U	R	6820.000	ug/kg

Table C-4 236-H Concrete Sample Data

STATION	DATE	TOP DEPTH (in)	BOTTOM DEPTH (in)	ANALYTE	MDL	SQL	LAB QUAL.	REVIEW QUAL.	RESULT	UNITS
BURST-T-COMP	6/16/21	2	4	2,4,6-TRICHLOROPHENOL	2040.000	6800.000	U	R	6800.000	ug/kg
BURST-T-COMP	6/15/21	0	2	2,4-DICHLOROPHENOL	2050.000	6820.000	U	R	6820.000	ug/kg
BURST-T-COMP	6/16/21	2	4	2,4-DICHLOROPHENOL	2040.000	6800.000	U	R	6800.000	ug/kg
BURST-T-COMP	6/15/21	0	2	2,4-DIMETHYLPHENOL	2050.000	6820.000	U	R	6820.000	ug/kg
BURST-T-COMP	6/16/21	2	4	2,4-DIMETHYLPHENOL	2040.000	6800.000	U	R	6800.000	ug/kg
BURST-T-COMP	6/15/21	0	2	2,4-DINITROPHENOL	2050.000	13600.000	U	R	13600.000	ug/kg
BURST-T-COMP	6/16/21	2	4	2,4-DINITROPHENOL	2040.000	13600.000	U	R	13600.000	ug/kg
BURST-T-COMP	6/15/21	0	2	2,4-DINITROTOLUENE	2050.000	6820.000	U	U	6820.000	ug/kg
BURST-T-COMP	6/16/21	2	4	2,4-DINITROTOLUENE	2040.000	6800.000	U	U	6800.000	ug/kg
BURST-T-COMP	6/15/21	0	2	2,6-DINITROTOLUENE	2050.000	6820.000	U	U	6820.000	ug/kg
BURST-T-COMP	6/16/21	2	4	2,6-DINITROTOLUENE	2040.000	6800.000	U	U	6800.000	ug/kg
BURST-T-COMP	6/15/21	0	2	2-CHLORONAPHTHALENE	205.000	682.000	U	U	682.000	ug/kg
BURST-T-COMP	6/16/21	2	4	2-CHLORONAPHTHALENE	204.000	680.000	U	U	680.000	ug/kg
BURST-T-COMP	6/15/21	0	2	2-CHLOROPHENOL	2050.000	6820.000	U	R	6820.000	ug/kg
BURST-T-COMP	6/16/21	2	4	2-CHLOROPHENOL	2040.000	6800.000	U	R	6800.000	ug/kg
BURST-T-COMP	6/15/21	0	2	2-METHYLNAPHTHALENE	205.000	682.000	U	U	682.000	ug/kg
BURST-T-COMP	6/16/21	2	4	2-METHYLNAPHTHALENE	204.000	680.000	U	U	680.000	ug/kg
BURST-T-COMP	6/15/21	0	2	2-NITROANILINE	2250.000	6820.000	U	U	6820.000	ug/kg
BURST-T-COMP	6/16/21	2	4	2-NITROANILINE	2240.000	6800.000	U	U	6800.000	ug/kg
BURST-T-COMP	6/15/21	0	2	2-NITROPHENOL	2050.000	6820.000	U	R	6820.000	ug/kg
BURST-T-COMP	6/16/21	2	4	2-NITROPHENOL	2040.000	6800.000	U	R	6800.000	ug/kg
BURST-T-COMP	6/15/21	0	2	3,3-DICHLOROBENZIDINE	2050.000	6820.000	U	U	6820.000	ug/kg
BURST-T-COMP	6/16/21	2	4	3,3-DICHLOROBENZIDINE	2040.000	6800.000	U	U	6800.000	ug/kg
BURST-T-COMP	6/15/21	0	2	4-BROMOPHENYL PHENYL ETHER	2050.000	6820.000	U	U	6820.000	ug/kg
BURST-T-COMP	6/16/21	2	4	4-BROMOPHENYL PHENYL ETHER	2040.000	6800.000	U	U	6800.000	ug/kg
BURST-T-COMP	6/15/21	0	2	4-CHLOROANILINE	2050.000	6820.000	U	U	6820.000	ug/kg
BURST-T-COMP	6/16/21	2	4	4-CHLOROANILINE	2040.000	6800.000	U	U	6800.000	ug/kg
BURST-T-COMP	6/15/21	0	2	4-CHLOROPHENYL PHENYL ETHER	2050.000	6820.000	U	U	6820.000	ug/kg
BURST-T-COMP	6/16/21	2	4	4-CHLOROPHENYL PHENYL ETHER	2040.000	6800.000	U	U	6800.000	ug/kg
BURST-T-COMP	6/15/21	0	2	4-NITROPHENOL	2050.000	6820.000	U	R	6820.000	ug/kg
BURST-T-COMP	6/16/21	2	4	4-NITROPHENOL	2040.000	6800.000	U	R	6800.000	ug/kg
BURST-T-COMP	6/15/21	0	2	ACENAPHTHENE	205.000	682.000	U	U	682.000	ug/kg
BURST-T-COMP	6/16/21	2	4	ACENAPHTHENE	204.000	680.000	U	U	680.000	ug/kg
BURST-T-COMP	6/15/21	0	2	ACENAPHTHYLENE	205.000	682.000	U	U	682.000	ug/kg
BURST-T-COMP	6/16/21	2	4	ACENAPHTHYLENE	204.000	680.000	U	U	680.000	ug/kg
BURST-T-COMP	6/15/21	0	2	ACETOPHENONE	2050.000	6820.000	U	U	6820.000	ug/kg

Table C-4 236-H Concrete Sample Data

STATION	DATE	TOP DEPTH (in)	BOTTOM DEPTH (in)	ANALYTE	MDL	SQL	LAB QUAL.	REVIEW QUAL.	RESULT	UNITS
BURST-T-COMP	6/16/21	2	4	ACETOPHENONE	2040.000	6800.000	U	U	6800.000	ug/kg
BURST-T-COMP	6/15/21	0	2	ACTINIUM-228	0.158	0.680			1.400	pCi/g
BURST-T-COMP	6/16/21	2	4	ACTINIUM-228	0.270	1.050			1.530	pCi/g
BURST-T-COMP	6/15/21	0	2	ALUMINUM	6700.000	19700.000			7250000.000	ug/kg
BURST-T-COMP	6/16/21	2	4	ALUMINUM	6900.000	20300.000			7600000.000	ug/kg
BURST-T-COMP	6/15/21	0	2	AMERICIUM-241	0.684	1.300	U	U	0.004	pCi/g
BURST-T-COMP	6/16/21	2	4	AMERICIUM-241	2.310	4.150	U	U	-0.256	pCi/g
BURST-T-COMP	6/15/21	0	2	AMERICIUM-243	0.507	0.993	U	U	0.023	pCi/g
BURST-T-COMP	6/16/21	2	4	AMERICIUM-243	1.460	2.290	U	U	-0.343	pCi/g
BURST-T-COMP	6/15/21	0	2	ANTHRACENE	205.000	682.000	U	U	682.000	ug/kg
BURST-T-COMP	6/16/21	2	4	ANTHRACENE	204.000	680.000	U	U	680.000	ug/kg
BURST-T-COMP	6/15/21	0	2	ANTIMONY	325.000	1970.000	U	U	986.000	ug/kg
BURST-T-COMP	6/16/21	2	4	ANTIMONY	335.000	2030.000	J	J	573.000	ug/kg
BURST-T-COMP	6/15/21	0	2	AROCLOR 1016	5.630	16.900	U	U	16.900	ug/kg
BURST-T-COMP	6/16/21	2	4	AROCLOR 1016	1.110	3.330	U	U	3.330	ug/kg
BURST-T-COMP	6/15/21	0	2	AROCLOR 1221	5.630	16.900	U	U	16.900	ug/kg
BURST-T-COMP	6/16/21	2	4	AROCLOR 1221	1.110	3.330	U	U	3.330	ug/kg
BURST-T-COMP	6/15/21	0	2	AROCLOR 1232	5.630	16.900	U	U	16.900	ug/kg
BURST-T-COMP	6/16/21	2	4	AROCLOR 1232	1.110	3.330	U	U	3.330	ug/kg
BURST-T-COMP	6/15/21	0	2	AROCLOR 1242	5.630	16.900	U	U	16.900	ug/kg
BURST-T-COMP	6/16/21	2	4	AROCLOR 1242	1.110	3.330	U	U	3.330	ug/kg
BURST-T-COMP	6/15/21	0	2	AROCLOR 1248	5.630	16.900	U	U	16.900	ug/kg
BURST-T-COMP	6/16/21	2	4	AROCLOR 1248	1.110	3.330	U	U	3.330	ug/kg
BURST-T-COMP	6/15/21	0	2	AROCLOR 1254	5.630	16.900	U	U	16.900	ug/kg
BURST-T-COMP	6/16/21	2	4	AROCLOR 1254	1.110	3.330	U	U	3.330	ug/kg
BURST-T-COMP	6/15/21	0	2	AROCLOR 1260	5.630	16.900	U	U	16.900	ug/kg
BURST-T-COMP	6/16/21	2	4	AROCLOR 1260	1.110	3.330	U	U	3.330	ug/kg
BURST-T-COMP	6/15/21	0	2	ARSENIC	493.000	2960.000	J	J	1210.000	ug/kg
BURST-T-COMP	6/16/21	2	4	ARSENIC	507.000	3040.000	U	U	3040.000	ug/kg
BURST-T-COMP	6/15/21	0	2	ATRAZINE	2730.000	6820.000	U	U	6820.000	ug/kg
BURST-T-COMP	6/16/21	2	4	ATRAZINE	2720.000	6800.000	U	U	6800.000	ug/kg
BURST-T-COMP	6/15/21	0	2	BARIUM	98.500	493.000			41200.000	ug/kg
BURST-T-COMP	6/16/21	2	4	BARIUM	101.000	507.000			41900.000	ug/kg
BURST-T-COMP	6/15/21	0	2	BENZALDEHYDE	2050.000	6820.000	U	U	6820.000	ug/kg
BURST-T-COMP	6/16/21	2	4	BENZALDEHYDE	2040.000	6800.000	U	UJ	6800.000	ug/kg
BURST-T-COMP	6/15/21	0	2	BENZO(G,H,I)PERYLENE	205.000	682.000	U	U	682.000	ug/kg

Table C-4 236-H Concrete Sample Data

STATION	DATE	TOP DEPTH (in)	BOTTOM DEPTH (in)	ANALYTE	MDL	SQL	LAB QUAL.	REVIEW QUAL.	RESULT	UNITS
BURST-T-COMP	6/16/21	2	4	BENZO(G,H,I)PERYLENE	204.000	680.000	U	R	680.000	ug/kg
BURST-T-COMP	6/15/21	0	2	BENZO[A]ANTHRACENE	205.000	682.000	U	U	682.000	ug/kg
BURST-T-COMP	6/16/21	2	4	BENZO[A]ANTHRACENE	204.000	680.000	U	U	680.000	ug/kg
BURST-T-COMP	6/15/21	0	2	BENZO[A]PYRENE	205.000	682.000	U	U	682.000	ug/kg
BURST-T-COMP	6/16/21	2	4	BENZO[A]PYRENE	204.000	680.000	U	R	680.000	ug/kg
BURST-T-COMP	6/15/21	0	2	BENZO[B]FLUORANTHENE	205.000	682.000	U	U	682.000	ug/kg
BURST-T-COMP	6/16/21	2	4	BENZO[B]FLUORANTHENE	204.000	680.000	U	R	680.000	ug/kg
BURST-T-COMP	6/15/21	0	2	BENZO[K]FLUORANTHENE	205.000	682.000	U	U	682.000	ug/kg
BURST-T-COMP	6/16/21	2	4	BENZO[K]FLUORANTHENE	204.000	680.000	U	R	680.000	ug/kg
BURST-T-COMP	6/15/21	0	2	BERYLLIUM	98.500	493.000	J	J	102.000	ug/kg
BURST-T-COMP	6/16/21	2	4	BERYLLIUM	101.000	507.000	J	J	135.000	ug/kg
BURST-T-COMP	6/15/21	0	2	BIS(2-CHLORO-1-METHYLETHYL)ETHER	2050.000	6820.000	U	U	6820.000	ug/kg
BURST-T-COMP	6/16/21	2	4	BIS(2-CHLORO-1-METHYLETHYL)ETHER	2040.000	6800.000	U	U	6800.000	ug/kg
BURST-T-COMP	6/15/21	0	2	BIS(2-CHLOROETHOXY)METHANE	2050.000	6820.000	U	U	6820.000	ug/kg
BURST-T-COMP	6/16/21	2	4	BIS(2-CHLOROETHOXY)METHANE	2040.000	6800.000	U	U	6800.000	ug/kg
BURST-T-COMP	6/15/21	0	2	BIS(2-CHLOROETHYL)ETHER	2050.000	6820.000	U	U	6820.000	ug/kg
BURST-T-COMP	6/16/21	2	4	BIS(2-CHLOROETHYL)ETHER	2040.000	6800.000	U	U	6800.000	ug/kg
BURST-T-COMP	6/15/21	0	2	BIS(2-ETHYLHEXYL)PHTHALATE (DEHP)	205.000	682.000		J	42100.000	ug/kg
BURST-T-COMP	6/16/21	2	4	BIS(2-ETHYLHEXYL)PHTHALATE (DEHP)	204.000	680.000			7820.000	ug/kg
BURST-T-COMP	6/15/21	0	2	BISMUTH-212	0.443	1.550			1.950	pCi/g
BURST-T-COMP	6/16/21	2	4	BISMUTH-212	0.900	2.840	J	J	1.200	pCi/g
BURST-T-COMP	6/15/21	0	2	BISMUTH-214	0.066	0.249			0.689	pCi/g
BURST-T-COMP	6/16/21	2	4	BISMUTH-214	0.144	0.438			0.678	pCi/g
BURST-T-COMP	6/15/21	0	2	BUTYL BENZYL PHTHALATE	205.000	682.000	U	U	682.000	ug/kg
BURST-T-COMP	6/16/21	2	4	BUTYL BENZYL PHTHALATE	204.000	680.000	U	R	680.000	ug/kg
BURST-T-COMP	6/15/21	0	2	CADMIUM	98.500	493.000	J	J	206.000	ug/kg
BURST-T-COMP	6/16/21	2	4	CADMIUM	101.000	507.000	J	J	252.000	ug/kg
BURST-T-COMP	6/15/21	0	2	CALCIUM	39400.000	123000.000			74600000.000	ug/kg
BURST-T-COMP	6/16/21	2	4	CALCIUM	40600.000	127000.000			73600000.000	ug/kg
BURST-T-COMP	6/15/21	0	2	CAPROLACTAM	2050.000	6820.000	U	UJ	6820.000	ug/kg
BURST-T-COMP	6/16/21	2	4	CAPROLACTAM	2040.000	6800.000	U	U	6800.000	ug/kg
BURST-T-COMP	6/15/21	0	2	CARBAZOLE	205.000	682.000	U	U	682.000	ug/kg
BURST-T-COMP	6/16/21	2	4	CARBAZOLE	204.000	680.000	U	U	680.000	ug/kg
BURST-T-COMP	6/15/21	0	2	CARBON-14	1.600	3.440	U	U	-0.414	pCi/g
BURST-T-COMP	6/16/21	2	4	CARBON-14	1.600	3.430	U	U	-0.877	pCi/g
BURST-T-COMP	6/15/21	0	2	CESIUM-137	0.042	0.088	U	U	0.020	pCi/g

Table C-4 236-H Concrete Sample Data

STATION	DATE	TOP DEPTH (in)	BOTTOM DEPTH (in)	ANALYTE	MDL	SQL	LAB QUAL.	REVIEW QUAL.	RESULT	UNITS
BURST-T-COMP	6/16/21	2	4	CESIUM-137	0.073	0.151	U	U	-0.006	pCi/g
BURST-T-COMP	6/15/21	0	2	CHROMIUM	148.000	985.000			15200.000	ug/kg
BURST-T-COMP	6/16/21	2	4	CHROMIUM	152.000	1010.000			15000.000	ug/kg
BURST-T-COMP	6/15/21	0	2	CHRYSENE	205.000	682.000	U	U	682.000	ug/kg
BURST-T-COMP	6/16/21	2	4	CHRYSENE	204.000	680.000	U	R	680.000	ug/kg
BURST-T-COMP	6/15/21	0	2	COBALT	148.000	493.000			5060.000	ug/kg
BURST-T-COMP	6/16/21	2	4	COBALT	152.000	507.000			6760.000	ug/kg
BURST-T-COMP	6/15/21	0	2	COBALT-60	0.038	0.078	U	U	0.004	pCi/g
BURST-T-COMP	6/16/21	2	4	COBALT-60	0.087	0.181	U	U	-0.011	pCi/g
BURST-T-COMP	6/15/21	0	2	COPPER	296.000	1970.000			28500.000	ug/kg
BURST-T-COMP	6/16/21	2	4	COPPER	304.000	2030.000			29200.000	ug/kg
BURST-T-COMP	6/15/21	0	2	CURIUM-242	0.539	0.923	U	U	-0.064	pCi/g
BURST-T-COMP	6/16/21	2	4	CURIUM-242	1.260	2.130	U	U	-0.152	pCi/g
BURST-T-COMP	6/15/21	0	2	CURIUM-243/244	0.567	1.000	U	U	-0.049	pCi/g
BURST-T-COMP	6/16/21	2	4	CURIUM-243/244	1.860	2.940	U	U	-0.394	pCi/g
BURST-T-COMP	6/15/21	0	2	CURIUM-245/246	0.289	0.831	U	U	0.096	pCi/g
BURST-T-COMP	6/16/21	2	4	CURIUM-245/246	1.130	2.020	U	U	-0.080	pCi/g
BURST-T-COMP	6/15/21	0	2	DIBENZ[AH]ANTHRACENE	205.000	682.000	U	U	682.000	ug/kg
BURST-T-COMP	6/16/21	2	4	DIBENZ[AH]ANTHRACENE	204.000	680.000	U	R	680.000	ug/kg
BURST-T-COMP	6/15/21	0	2	DIBENZOFURAN	2050.000	6820.000	U	U	6820.000	ug/kg
BURST-T-COMP	6/16/21	2	4	DIBENZOFURAN	2040.000	6800.000	U	U	6800.000	ug/kg
BURST-T-COMP	6/15/21	0	2	DIETHYL PHTHALATE	205.000	682.000	U	U	682.000	ug/kg
BURST-T-COMP	6/16/21	2	4	DIETHYL PHTHALATE	204.000	680.000	U	U	680.000	ug/kg
BURST-T-COMP	6/15/21	0	2	DIMETHYL PHTHALATE	205.000	682.000	U	U	682.000	ug/kg
BURST-T-COMP	6/16/21	2	4	DIMETHYL PHTHALATE	204.000	680.000	U	U	680.000	ug/kg
BURST-T-COMP	6/15/21	0	2	DI-N-BUTYL PHTHALATE	205.000	682.000	U	U	682.000	ug/kg
BURST-T-COMP	6/16/21	2	4	DI-N-BUTYL PHTHALATE	204.000	680.000	U	U	680.000	ug/kg
BURST-T-COMP	6/15/21	0	2	DINITRO-O-CRESOL	2050.000	6820.000	U	R	6820.000	ug/kg
BURST-T-COMP	6/16/21	2	4	DINITRO-O-CRESOL	2040.000	6800.000	U	R	6800.000	ug/kg
BURST-T-COMP	6/15/21	0	2	EUROPIUM-154	0.103	0.234	U	U	-0.032	pCi/g
BURST-T-COMP	6/16/21	2	4	EUROPIUM-154	0.320	0.620	U	U	0.119	pCi/g
BURST-T-COMP	6/15/21	0	2	FLUORANTHENE	205.000	682.000	U	U	682.000	ug/kg
BURST-T-COMP	6/16/21	2	4	FLUORANTHENE	204.000	680.000	U	U	680.000	ug/kg
BURST-T-COMP	6/15/21	0	2	FLUORENE	205.000	682.000	U	U	682.000	ug/kg
BURST-T-COMP	6/16/21	2	4	FLUORENE	204.000	680.000	U	U	680.000	ug/kg
BURST-T-COMP	6/15/21	0	2	GROSS ALPHA	2.150	7.370			21.200	pCi/g

Table C-4 236-H Concrete Sample Data

STATION	DATE	TOP DEPTH (in)	BOTTOM DEPTH (in)	ANALYTE	MDL	SQL	LAB QUAL.	REVIEW QUAL.	RESULT	UNITS
BURST-T-COMP	6/16/21	2	4	GROSS ALPHA	3.950	11.000			24.100	pCi/g
BURST-T-COMP	6/15/21	0	2	HEXACHLOROBENZENE	2050.000	6820.000	U	U	6820.000	ug/kg
BURST-T-COMP	6/16/21	2	4	HEXACHLOROBENZENE	2040.000	6800.000	U	U	6800.000	ug/kg
BURST-T-COMP	6/15/21	0	2	HEXACHLOROBUTADIENE	2050.000	6820.000	U	U	6820.000	ug/kg
BURST-T-COMP	6/16/21	2	4	HEXACHLOROBUTADIENE	2040.000	6800.000	U	U	6800.000	ug/kg
BURST-T-COMP	6/15/21	0	2	HEXACHLOROCYCLOPENTADIENE	2050.000	6820.000	U	U	6820.000	ug/kg
BURST-T-COMP	6/16/21	2	4	HEXACHLOROCYCLOPENTADIENE	2040.000	6800.000	U	U	6800.000	ug/kg
BURST-T-COMP	6/15/21	0	2	HEXACHLOROETHANE	2050.000	6820.000	U	U	6820.000	ug/kg
BURST-T-COMP	6/16/21	2	4	HEXACHLOROETHANE	2040.000	6800.000	U	U	6800.000	ug/kg
BURST-T-COMP	6/15/21	0	2	INDENO[1,2,3-CD]PYRENE	205.000	682.000	U	U	682.000	ug/kg
BURST-T-COMP	6/16/21	2	4	INDENO[1,2,3-CD]PYRENE	204.000	680.000	U	R	680.000	ug/kg
BURST-T-COMP	6/15/21	0	2	IODINE-129	0.583	1.260	U	U	-0.201	pCi/g
BURST-T-COMP	6/16/21	2	4	IODINE-129	1.340	2.590	U	U	0.108	pCi/g
BURST-T-COMP	6/15/21	0	2	IRON	7880.000	24600.000			11500000.000	ug/kg
BURST-T-COMP	6/16/21	2	4	IRON	8120.000	25400.000			11800000.000	ug/kg
BURST-T-COMP	6/15/21	0	2	ISOPHORONE	2050.000	6820.000	U	U	6820.000	ug/kg
BURST-T-COMP	6/16/21	2	4	ISOPHORONE	2040.000	6800.000	U	U	6800.000	ug/kg
BURST-T-COMP	6/15/21	0	2	LEAD	325.000	1970.000			3290.000	ug/kg
BURST-T-COMP	6/16/21	2	4	LEAD	335.000	2030.000			3020.000	ug/kg
BURST-T-COMP	6/15/21	0	2	LEAD-212	0.059	0.257			1.560	pCi/g
BURST-T-COMP	6/16/21	2	4	LEAD-212	0.121	0.493			1.470	pCi/g
BURST-T-COMP	6/15/21	0	2	LEAD-214	0.075	0.301			0.842	pCi/g
BURST-T-COMP	6/16/21	2	4	LEAD-214	0.305	0.729			0.754	pCi/g
BURST-T-COMP	6/15/21	0	2	M/P-CRESOL	2050.000	6820.000	U	R	6820.000	ug/kg
BURST-T-COMP	6/16/21	2	4	M/P-CRESOL	2040.000	6800.000	U	R	6800.000	ug/kg
BURST-T-COMP	6/15/21	0	2	MAGNESIUM	8380.000	29600.000			2320000.000	ug/kg
BURST-T-COMP	6/16/21	2	4	MAGNESIUM	8630.000	30400.000			2570000.000	ug/kg
BURST-T-COMP	6/15/21	0	2	MANGANESE	197.000	985.000			168000.000	ug/kg
BURST-T-COMP	6/16/21	2	4	MANGANESE	203.000	1010.000			194000.000	ug/kg
BURST-T-COMP	6/15/21	0	2	MERCURY	8.260	24.600	U	U	24.600	ug/kg
BURST-T-COMP	6/16/21	2	4	MERCURY	7.780	23.200	U	U	23.200	ug/kg
BURST-T-COMP	6/15/21	0	2	M-NITROANILINE	2050.000	6820.000	U	U	6820.000	ug/kg
BURST-T-COMP	6/16/21	2	4	M-NITROANILINE	2040.000	6800.000	U	U	6800.000	ug/kg
BURST-T-COMP	6/15/21	0	2	NAPHTHALENE	205.000	682.000	U	U	682.000	ug/kg
BURST-T-COMP	6/16/21	2	4	NAPHTHALENE	204.000	680.000	U	U	680.000	ug/kg
BURST-T-COMP	6/15/21	0	2	N-DIOCTYL PHTHALATE	205.000	682.000	U	U	682.000	ug/kg

Table C-4 236-H Concrete Sample Data

STATION	DATE	TOP DEPTH (in)	BOTTOM DEPTH (in)	ANALYTE	MDL	SQL	LAB QUAL.	REVIEW QUAL.	RESULT	UNITS
BURST-T-COMP	6/16/21	2	4	N-DIOCTYL PHTHALATE	204.000	680.000	U	U	680.000	ug/kg
BURST-T-COMP	6/15/21	0	2	NEPTUNIUM-237	0.026	0.053	U	U	0.000	pCi/g
BURST-T-COMP	6/16/21	2	4	NEPTUNIUM-237	0.023	0.054	U	U	0.011	pCi/g
BURST-T-COMP	6/15/21	0	2	NICKEL	148.000	493.000			6280.000	ug/kg
BURST-T-COMP	6/16/21	2	4	NICKEL	152.000	507.000			6330.000	ug/kg
BURST-T-COMP	6/15/21	0	2	NICKEL-59	5.250	18.100	U	U	0.850	pCi/g
BURST-T-COMP	6/16/21	2	4	NICKEL-59	0.944	2.170	U	U	-0.663	pCi/g
BURST-T-COMP	6/15/21	0	2	NICKEL-63	2.820	6.080	U	U	-0.103	pCi/g
BURST-T-COMP	6/16/21	2	4	NICKEL-63	3.410	7.370	U	U	0.207	pCi/g
BURST-T-COMP	6/15/21	0	2	NITROBENZENE	2050.000	6820.000	U	U	6820.000	ug/kg
BURST-T-COMP	6/16/21	2	4	NITROBENZENE	2040.000	6800.000	U	U	6800.000	ug/kg
BURST-T-COMP	6/15/21	0	2	N-NITROSODIPHENYLAMINE+ DIPHENYLAMINE	2050.000	6820.000	U	U	6820.000	ug/kg
BURST-T-COMP	6/16/21	2	4	N-NITROSODIPHENYLAMINE+ DIPHENYLAMINE	2040.000	6800.000	U	U	6800.000	ug/kg
BURST-T-COMP	6/15/21	0	2	N-NITROSODIPROPYLAMINE	2050.000	6820.000	U	U	6820.000	ug/kg
BURST-T-COMP	6/16/21	2	4	N-NITROSODIPROPYLAMINE	2040.000	6800.000	U	U	6800.000	ug/kg
BURST-T-COMP	6/15/21	0	2	NONVOLATILE BETA	2.270	6.170			28.600	pCi/g
BURST-T-COMP	6/16/21	2	4	NONVOLATILE BETA	2.000	5.540			26.900	pCi/g
BURST-T-COMP	6/15/21	0	2	O-CRESOL (2-METHYLPHENOL)	2050.000	6820.000	U	R	6820.000	ug/kg
BURST-T-COMP	6/16/21	2	4	O-CRESOL (2-METHYLPHENOL)	2040.000	6800.000	U	R	6800.000	ug/kg
BURST-T-COMP	6/15/21	0	2	P-CHLORO-M-CRESOL	2730.000	6820.000	U	R	6820.000	ug/kg
BURST-T-COMP	6/16/21	2	4	P-CHLORO-M-CRESOL	2720.000	6800.000	U	R	6800.000	ug/kg
BURST-T-COMP	6/15/21	0	2	PENTACHLOROPHENOL	2050.000	6820.000	U	R	6820.000	ug/kg
BURST-T-COMP	6/16/21	2	4	PENTACHLOROPHENOL	2040.000	6800.000	U	R	6800.000	ug/kg
BURST-T-COMP	6/15/21	0	2	PHENANTHRENE	205.000	682.000	U	U	682.000	ug/kg
BURST-T-COMP	6/16/21	2	4	PHENANTHRENE	204.000	680.000	U	U	680.000	ug/kg
BURST-T-COMP	6/15/21	0	2	PHENOL	2050.000	6820.000	U	R	6820.000	ug/kg
BURST-T-COMP	6/16/21	2	4	PHENOL	2040.000	6800.000	U	R	6800.000	ug/kg
BURST-T-COMP	6/15/21	0	2	PLUTONIUM-238	0.284	0.842	U	U	0.205	pCi/g
BURST-T-COMP	6/16/21	2	4	PLUTONIUM-238	0.734	1.810	U	U	0.435	pCi/g
BURST-T-COMP	6/15/21	0	2	PLUTONIUM-239/240	0.495	0.817	U	U	-0.085	pCi/g
BURST-T-COMP	6/16/21	2	4	PLUTONIUM-239/240	0.607	1.070	U	U	-0.053	pCi/g
BURST-T-COMP	6/15/21	0	2	PLUTONIUM-242	0.391	0.799	U	U	0.037	pCi/g
BURST-T-COMP	6/16/21	2	4	PLUTONIUM-242	1.090	2.130	U	U	0.044	pCi/g
BURST-T-COMP	6/15/21	0	2	P-NITROANILINE	2050.000	6820.000	U	U	6820.000	ug/kg
BURST-T-COMP	6/16/21	2	4	P-NITROANILINE	2040.000	6800.000	U	U	6800.000	ug/kg

Table C-4 236-H Concrete Sample Data

STATION	DATE	TOP DEPTH (in)	BOTTOM DEPTH (in)	ANALYTE	MDL	SQL	LAB QUAL.	REVIEW QUAL.	RESULT	UNITS
BURST-T-COMP	6/15/21	0	2	POTASSIUM	6310.000	24600.000			3240000.000	ug/kg
BURST-T-COMP	6/16/21	2	4	POTASSIUM	6500.000	25400.000			3080000.000	ug/kg
BURST-T-COMP	6/15/21	0	2	POTASSIUM-40	0.331	2.570			18.100	pCi/g
BURST-T-COMP	6/16/21	2	4	POTASSIUM-40	0.949	4.950			17.800	pCi/g
BURST-T-COMP	6/15/21	0	2	PYRENE	205.000	682.000	U	U	682.000	ug/kg
BURST-T-COMP	6/16/21	2	4	PYRENE	204.000	680.000	U	R	680.000	ug/kg
BURST-T-COMP	6/15/21	0	2	RADIUM-226	0.376	1.310			1.460	pCi/g
BURST-T-COMP	6/16/21	2	4	RADIUM-226	0.599	1.480	J	J	0.778	pCi/g
BURST-T-COMP	6/15/21	0	2	RADIUM-228	2.180	4.480	U	U	0.051	pCi/g
BURST-T-COMP	6/16/21	2	4	RADIUM-228	1.820	4.280	J	J	2.010	pCi/g
BURST-T-COMP	6/15/21	0	2	SELENIUM	493.000	2960.000	U	U	2960.000	ug/kg
BURST-T-COMP	6/16/21	2	4	SELENIUM	507.000	3040.000	U	U	3040.000	ug/kg
BURST-T-COMP	6/15/21	0	2	SILVER	98.500	493.000	J	J	224.000	ug/kg
BURST-T-COMP	6/16/21	2	4	SILVER	101.000	507.000	J	J	179.000	ug/kg
BURST-T-COMP	6/15/21	0	2	SODIUM	6900.000	24600.000			712000.000	ug/kg
BURST-T-COMP	6/16/21	2	4	SODIUM	7100.000	25400.000			479000.000	ug/kg
BURST-T-COMP	6/15/21	0	2	STRONTIUM-90	1.830	3.990	U	U	0.876	pCi/g
BURST-T-COMP	6/16/21	2	4	STRONTIUM-90	1.650	3.500	U	U	0.425	pCi/g
BURST-T-COMP	6/15/21	0	2	TECHNETIUM-99	4.010	8.390	U	U	-2.820	pCi/g
BURST-T-COMP	6/16/21	2	4	TECHNETIUM-99	3.940	8.260	U	U	-2.520	pCi/g
BURST-T-COMP	6/15/21	0	2	THALLIUM	493.000	1970.000	U	U	1970.000	ug/kg
BURST-T-COMP	6/16/21	2	4	THALLIUM	507.000	2030.000	U	U	2030.000	ug/kg
BURST-T-COMP	6/15/21	0	2	THORIUM-228	0.502	1.860	J	J	1.780	pCi/g
BURST-T-COMP	6/16/21	2	4	THORIUM-228	0.422	1.690			1.750	pCi/g
BURST-T-COMP	6/15/21	0	2	THORIUM-230	0.552	1.720	U	U	1.220	pCi/g
BURST-T-COMP	6/16/21	2	4	THORIUM-230	0.483	1.730	J	J	1.680	pCi/g
BURST-T-COMP	6/15/21	0	2	THORIUM-232	0.372	1.600	J	J	1.540	pCi/g
BURST-T-COMP	6/16/21	2	4	THORIUM-232	0.275	1.470			1.670	pCi/g
BURST-T-COMP	6/15/21	0	2	TRITIUM	3.040	7.780	J	J	7.540	pCi/g
BURST-T-COMP	6/16/21	2	4	TRITIUM	2.800	5.880	U	U	0.293	pCi/g
BURST-T-COMP	6/15/21	0	2	URANIUM-233/234	0.707	1.920	J	J	0.919	pCi/g
BURST-T-COMP	6/16/21	2	4	URANIUM-233/234	0.818	2.220	J	J	1.100	pCi/g
BURST-T-COMP	6/15/21	0	2	URANIUM-235	0.553	1.080	U	U	0.025	pCi/g
BURST-T-COMP	6/16/21	2	4	URANIUM-235	0.490	1.200	U	U	0.180	pCi/g
BURST-T-COMP	6/15/21	0	2	URANIUM-238	0.542	1.990	J	J	1.650	pCi/g
BURST-T-COMP	6/16/21	2	4	URANIUM-238	0.717	1.870	U	U	0.710	pCi/g

Table C-4 236-H Concrete Sample Data

STATION	DATE	TOP DEPTH (in)	BOTTOM DEPTH (in)	ANALYTE	MDL	SQL	LAB QUAL.	REVIEW QUAL.	RESULT	UNITS
BURST-T-COMP	6/15/21	0	2	VANADIUM	98.500	493.000			21600.000	ug/kg
BURST-T-COMP	6/16/21	2	4	VANADIUM	101.000	507.000			23400.000	ug/kg
BURST-T-COMP	6/15/21	0	2	ZINC	394.000	1970.000			47700.000	ug/kg
BURST-T-COMP	6/16/21	2	4	ZINC	406.000	2030.000			32700.000	ug/kg
CENTER-01	6/28/21	0	2	1,1'-BIPHENYL	2030.000	6780.000	U	U	6780.000	ug/kg
CENTER-01	6/29/21	2	4	1,1'-BIPHENYL	2040.000	6800.000	U	U	6800.000	ug/kg
CENTER-01	6/28/21	0	2	1,2,4,5-TETRACHLOROBENZENE	2030.000	6780.000	U	U	6780.000	ug/kg
CENTER-01	6/29/21	2	4	1,2,4,5-TETRACHLOROBENZENE	2040.000	6800.000	U	U	6800.000	ug/kg
CENTER-01	6/28/21	0	2	2,3,4,6-TETRACHLOROPHENOL	2030.000	6780.000	U	U	6780.000	ug/kg
CENTER-01	6/29/21	2	4	2,3,4,6-TETRACHLOROPHENOL	2040.000	6800.000	U	R	6800.000	ug/kg
CENTER-01	6/28/21	0	2	2,4,5-TRICHLOROPHENOL	2030.000	6780.000	U	U	6780.000	ug/kg
CENTER-01	6/29/21	2	4	2,4,5-TRICHLOROPHENOL	2040.000	6800.000	U	R	6800.000	ug/kg
CENTER-01	6/28/21	0	2	2,4,6-TRICHLOROPHENOL	2030.000	6780.000	U	U	6780.000	ug/kg
CENTER-01	6/29/21	2	4	2,4,6-TRICHLOROPHENOL	2040.000	6800.000	U	R	6800.000	ug/kg
CENTER-01	6/28/21	0	2	2,4-DICHLOROPHENOL	2030.000	6780.000	U	U	6780.000	ug/kg
CENTER-01	6/29/21	2	4	2,4-DICHLOROPHENOL	2040.000	6800.000	U	R	6800.000	ug/kg
CENTER-01	6/28/21	0	2	2,4-DIMETHYLPHENOL	2030.000	6780.000	U	U	6780.000	ug/kg
CENTER-01	6/29/21	2	4	2,4-DIMETHYLPHENOL	2040.000	6800.000	U	R	6800.000	ug/kg
CENTER-01	6/28/21	0	2	2,4-DINITROPHENOL	2030.000	13600.000	U	U	13600.000	ug/kg
CENTER-01	6/29/21	2	4	2,4-DINITROPHENOL	2040.000	13600.000	U	R	13600.000	ug/kg
CENTER-01	6/28/21	0	2	2,4-DINITROTOLUENE	2030.000	6780.000	U	U	6780.000	ug/kg
CENTER-01	6/29/21	2	4	2,4-DINITROTOLUENE	2040.000	6800.000	U	U	6800.000	ug/kg
CENTER-01	6/28/21	0	2	2,6-DINITROTOLUENE	2030.000	6780.000	U	U	6780.000	ug/kg
CENTER-01	6/29/21	2	4	2,6-DINITROTOLUENE	2040.000	6800.000	U	U	6800.000	ug/kg
CENTER-01	6/28/21	0	2	2-CHLORONAPHTHALENE	203.000	678.000	U	U	678.000	ug/kg
CENTER-01	6/29/21	2	4	2-CHLORONAPHTHALENE	204.000	680.000	U	U	680.000	ug/kg
CENTER-01	6/28/21	0	2	2-CHLOROPHENOL	2030.000	6780.000	U	U	6780.000	ug/kg
CENTER-01	6/29/21	2	4	2-CHLOROPHENOL	2040.000	6800.000	U	R	6800.000	ug/kg
CENTER-01	6/28/21	0	2	2-METHYLNAPHTHALENE	203.000	678.000	U	R	678.000	ug/kg
CENTER-01	6/29/21	2	4	2-METHYLNAPHTHALENE	204.000	680.000	U	U	680.000	ug/kg
CENTER-01	6/28/21	0	2	2-NITROANILINE	2240.000	6780.000	U	U	6780.000	ug/kg
CENTER-01	6/29/21	2	4	2-NITROANILINE	2240.000	6800.000	U	U	6800.000	ug/kg
CENTER-01	6/28/21	0	2	2-NITROPHENOL	2030.000	6780.000	U	U	6780.000	ug/kg
CENTER-01	6/29/21	2	4	2-NITROPHENOL	2040.000	6800.000	U	R	6800.000	ug/kg
CENTER-01	6/28/21	0	2	3,3-DICHLOROBENZIDINE	2030.000	6780.000	U	U	6780.000	ug/kg
CENTER-01	6/29/21	2	4	3,3-DICHLOROBENZIDINE	2040.000	6800.000	U	U	6800.000	ug/kg

Table C-4 236-H Concrete Sample Data

STATION	DATE	TOP DEPTH (in)	BOTTOM DEPTH (in)	ANALYTE	MDL	SQL	LAB QUAL.	REVIEW QUAL.	RESULT	UNITS
CENTER-01	6/28/21	0	2	4-BROMOPHENYL PHENYL ETHER	2030.000	6780.000	U	U	6780.000	ug/kg
CENTER-01	6/29/21	2	4	4-BROMOPHENYL PHENYL ETHER	2040.000	6800.000	U	U	6800.000	ug/kg
CENTER-01	6/28/21	0	2	4-CHLOROANILINE	2030.000	6780.000	U	U	6780.000	ug/kg
CENTER-01	6/29/21	2	4	4-CHLOROANILINE	2040.000	6800.000	U	U	6800.000	ug/kg
CENTER-01	6/28/21	0	2	4-CHLOROPHENYL PHENYL ETHER	2030.000	6780.000	U	U	6780.000	ug/kg
CENTER-01	6/29/21	2	4	4-CHLOROPHENYL PHENYL ETHER	2040.000	6800.000	U	U	6800.000	ug/kg
CENTER-01	6/28/21	0	2	4-NITROPHENOL	2030.000	6780.000	U	U	6780.000	ug/kg
CENTER-01	6/29/21	2	4	4-NITROPHENOL	2040.000	6800.000	U	R	6800.000	ug/kg
CENTER-01	6/28/21	0	2	ACENAPHTHENE	203.000	678.000	U	U	678.000	ug/kg
CENTER-01	6/29/21	2	4	ACENAPHTHENE	204.000	680.000	U	U	680.000	ug/kg
CENTER-01	6/28/21	0	2	ACENAPHTHYLENE	203.000	678.000	U	R	678.000	ug/kg
CENTER-01	6/29/21	2	4	ACENAPHTHYLENE	204.000	680.000	U	U	680.000	ug/kg
CENTER-01	6/28/21	0	2	ACETOPHENONE	2030.000	6780.000	U	U	6780.000	ug/kg
CENTER-01	6/29/21	2	4	ACETOPHENONE	2040.000	6800.000	U	U	6800.000	ug/kg
CENTER-01	6/28/21	0	2	ACTINIUM-228	0.198	0.818			1.670	pCi/g
CENTER-01	6/29/21	2	4	ACTINIUM-228	0.175	0.681			1.710	pCi/g
CENTER-01	6/28/21	0	2	ALUMINUM	6820.000	20100.000			7460000.000	ug/kg
CENTER-01	6/29/21	2	4	ALUMINUM	6820.000	20100.000			7260000.000	ug/kg
CENTER-01	6/28/21	0	2	AMERICIUM-241	1.360	2.150	U	U	-0.377	pCi/g
CENTER-01	6/29/21	2	4	AMERICIUM-241	0.629	1.540	U	U	0.231	pCi/g
CENTER-01	6/28/21	0	2	AMERICIUM-243	2.400	4.900	U	U	0.364	pCi/g
CENTER-01	6/29/21	2	4	AMERICIUM-243	0.839	1.660	U	U	0.064	pCi/g
CENTER-01	6/28/21	0	2	ANTHRACENE	203.000	678.000	U	R	678.000	ug/kg
CENTER-01	6/29/21	2	4	ANTHRACENE	204.000	680.000	U	U	680.000	ug/kg
CENTER-01	6/28/21	0	2	ANTIMONY	331.000	2010.000	U	U	885.000	ug/kg
CENTER-01	6/29/21	2	4	ANTIMONY	331.000	2010.000	U	U	511.000	ug/kg
CENTER-01	6/28/21	0	2	AROCLOR 1016	1.130	3.400	U	U	3.400	ug/kg
CENTER-01	6/29/21	2	4	AROCLOR 1016	1.130	3.400	U	U	3.400	ug/kg
CENTER-01	6/28/21	0	2	AROCLOR 1221	1.130	3.400	U	U	3.400	ug/kg
CENTER-01	6/29/21	2	4	AROCLOR 1221	1.130	3.400	U	U	3.400	ug/kg
CENTER-01	6/28/21	0	2	AROCLOR 1232	1.130	3.400	U	U	3.400	ug/kg
CENTER-01	6/29/21	2	4	AROCLOR 1232	1.130	3.400	U	U	3.400	ug/kg
CENTER-01	6/28/21	0	2	AROCLOR 1242	1.130	3.400	U	U	3.400	ug/kg
CENTER-01	6/29/21	2	4	AROCLOR 1242	1.130	3.400	U	U	3.400	ug/kg
CENTER-01	6/28/21	0	2	AROCLOR 1248	1.130	3.400	U	U	3.400	ug/kg
CENTER-01	6/29/21	2	4	AROCLOR 1248	1.130	3.400	U	U	3.400	ug/kg

Table C-4 236-H Concrete Sample Data

STATION	DATE	TOP DEPTH (in)	BOTTOM DEPTH (in)	ANALYTE	MDL	SQL	LAB QUAL.	REVIEW QUAL.	RESULT	UNITS
CENTER-01	6/28/21	0	2	AROCLOR 1254	1.130	3.400	U	U	3.400	ug/kg
CENTER-01	6/29/21	2	4	AROCLOR 1254	1.130	3.400	U	U	3.400	ug/kg
CENTER-01	6/28/21	0	2	AROCLOR 1260	1.130	3.400	U	U	3.400	ug/kg
CENTER-01	6/29/21	2	4	AROCLOR 1260	1.130	3.400	U	U	3.400	ug/kg
CENTER-01	6/28/21	0	2	ARSENIC	502.000	3010.000	J	J	1350.000	ug/kg
CENTER-01	6/29/21	2	4	ARSENIC	501.000	3010.000	J	J	1060.000	ug/kg
CENTER-01	6/28/21	0	2	ATRAZINE	2710.000	6780.000	U	U	6780.000	ug/kg
CENTER-01	6/29/21	2	4	ATRAZINE	2720.000	6800.000	U	U	6800.000	ug/kg
CENTER-01	6/28/21	0	2	BARIUM	100.000	502.000			39000.000	ug/kg
CENTER-01	6/29/21	2	4	BARIUM	100.000	501.000			38000.000	ug/kg
CENTER-01	6/28/21	0	2	BENZALDEHYDE	2030.000	6780.000	U	U	6780.000	ug/kg
CENTER-01	6/29/21	2	4	BENZALDEHYDE	2040.000	6800.000	U	U	6800.000	ug/kg
CENTER-01	6/28/21	0	2	BENZO(G,H,I)PERYLENE	203.000	678.000	U	U	678.000	ug/kg
CENTER-01	6/29/21	2	4	BENZO(G,H,I)PERYLENE	204.000	680.000	U	U	680.000	ug/kg
CENTER-01	6/28/21	0	2	BENZO[A]ANTHRACENE	203.000	678.000	U	R	678.000	ug/kg
CENTER-01	6/29/21	2	4	BENZO[A]ANTHRACENE	204.000	680.000	U	U	680.000	ug/kg
CENTER-01	6/28/21	0	2	BENZO[A]PYRENE	203.000	678.000	U	U	678.000	ug/kg
CENTER-01	6/29/21	2	4	BENZO[A]PYRENE	204.000	680.000	U	U	680.000	ug/kg
CENTER-01	6/28/21	0	2	BENZO[B]FLUORANTHENE	203.000	678.000	U	R	678.000	ug/kg
CENTER-01	6/29/21	2	4	BENZO[B]FLUORANTHENE	204.000	680.000	U	U	680.000	ug/kg
CENTER-01	6/28/21	0	2	BENZO[K]FLUORANTHENE	203.000	678.000	U	R	678.000	ug/kg
CENTER-01	6/29/21	2	4	BENZO[K]FLUORANTHENE	204.000	680.000	U	U	680.000	ug/kg
CENTER-01	6/28/21	0	2	BERYLLIUM	100.000	502.000			628.000	ug/kg
CENTER-01	6/29/21	2	4	BERYLLIUM	100.000	501.000			638.000	ug/kg
CENTER-01	6/28/21	0	2	BIS(2-CHLORO-1-METHYLETHYL)ETHER	2030.000	6780.000	U	U	6780.000	ug/kg
CENTER-01	6/29/21	2	4	BIS(2-CHLORO-1-METHYLETHYL)ETHER	2040.000	6800.000	U	U	6800.000	ug/kg
CENTER-01	6/28/21	0	2	BIS(2-CHLOROETHOXY)METHANE	2030.000	6780.000	U	U	6780.000	ug/kg
CENTER-01	6/29/21	2	4	BIS(2-CHLOROETHOXY)METHANE	2040.000	6800.000	U	U	6800.000	ug/kg
CENTER-01	6/28/21	0	2	BIS(2-CHLOROETHYL)ETHER	2030.000	6780.000	U	U	6780.000	ug/kg
CENTER-01	6/29/21	2	4	BIS(2-CHLOROETHYL)ETHER	2040.000	6800.000	U	U	6800.000	ug/kg
CENTER-01	6/28/21	0	2	BIS(2-ETHYLHEXYL)PHTHALATE (DEHP)	203.000	678.000		J	1850.000	ug/kg
CENTER-01	6/29/21	2	4	BIS(2-ETHYLHEXYL)PHTHALATE (DEHP)	204.000	680.000			4520.000	ug/kg
CENTER-01	6/28/21	0	2	BISMUTH-212	0.693	2.890	J	J	2.220	pCi/g
CENTER-01	6/29/21	2	4	BISMUTH-212	0.641	1.890			2.000	pCi/g
CENTER-01	6/28/21	0	2	BISMUTH-214	0.216	0.526			0.661	pCi/g
CENTER-01	6/29/21	2	4	BISMUTH-214	0.092	0.356			0.670	pCi/g

Table C-4 236-H Concrete Sample Data

STATION	DATE	TOP DEPTH (in)	BOTTOM DEPTH (in)	ANALYTE	MDL	SQL	LAB QUAL.	REVIEW QUAL.	RESULT	UNITS
CENTER-01	6/28/21	0	2	BUTYL BENZYL PHTHALATE	203.000	678.000	U	R	678.000	ug/kg
CENTER-01	6/29/21	2	4	BUTYL BENZYL PHTHALATE	204.000	680.000	U	U	680.000	ug/kg
CENTER-01	6/28/21	0	2	CADMIUM	100.000	502.000	J	J	138.000	ug/kg
CENTER-01	6/29/21	2	4	CADMIUM	100.000	501.000	J	J	122.000	ug/kg
CENTER-01	6/28/21	0	2	CALCIUM	40100.000	125000.000			64700000.000	ug/kg
CENTER-01	6/29/21	2	4	CALCIUM	40100.000	125000.000			55300000.000	ug/kg
CENTER-01	6/28/21	0	2	CAPROLACTAM	2030.000	6780.000	U	U	6780.000	ug/kg
CENTER-01	6/29/21	2	4	CAPROLACTAM	2040.000	6800.000	U	UJ	6800.000	ug/kg
CENTER-01	6/28/21	0	2	CARBAZOLE	203.000	678.000	U	R	678.000	ug/kg
CENTER-01	6/29/21	2	4	CARBAZOLE	204.000	680.000	U	U	680.000	ug/kg
CENTER-01	6/28/21	0	2	CARBON-14	1.330	2.880	U	U	-0.043	pCi/g
CENTER-01	6/29/21	2	4	CARBON-14	1.580	3.420	U	U	-0.105	pCi/g
CENTER-01	6/28/21	0	2	CESIUM-137	0.051	0.109	U	U	-0.017	pCi/g
CENTER-01	6/29/21	2	4	CESIUM-137	0.046	0.096	U	U	0.008	pCi/g
CENTER-01	6/28/21	0	2	CHROMIUM	151.000	1000.000			13600.000	ug/kg
CENTER-01	6/29/21	2	4	CHROMIUM	150.000	1000.000			12400.000	ug/kg
CENTER-01	6/28/21	0	2	CHRYSENE	203.000	678.000	U	R	678.000	ug/kg
CENTER-01	6/29/21	2	4	CHRYSENE	204.000	680.000	U	U	680.000	ug/kg
CENTER-01	6/28/21	0	2	COBALT	151.000	502.000		J	8440.000	ug/kg
CENTER-01	6/29/21	2	4	COBALT	150.000	501.000			4540.000	ug/kg
CENTER-01	6/28/21	0	2	COBALT-60	0.065	0.126	U	U	0.031	pCi/g
CENTER-01	6/29/21	2	4	COBALT-60	0.051	0.106	U	U	0.003	pCi/g
CENTER-01	6/28/21	0	2	COPPER	301.000	2010.000		J	66900.000	ug/kg
CENTER-01	6/29/21	2	4	COPPER	301.000	2010.000			14800.000	ug/kg
CENTER-01	6/28/21	0	2	CURIUM-242	1.800	3.080	U	U	-0.212	pCi/g
CENTER-01	6/29/21	2	4	CURIUM-242	0.374	0.876	U	U	0.000	pCi/g
CENTER-01	6/28/21	0	2	CURIUM-243/244	0.948	1.620	U	U	-0.112	pCi/g
CENTER-01	6/29/21	2	4	CURIUM-243/244	0.792	1.360	U	U	-0.093	pCi/g
CENTER-01	6/28/21	0	2	CURIUM-245/246	1.900	3.250	U	U	-0.224	pCi/g
CENTER-01	6/29/21	2	4	CURIUM-245/246	0.805	1.380	U	U	-0.095	pCi/g
CENTER-01	6/28/21	0	2	DIBENZ[AH]ANTHRACENE	203.000	678.000	U	U	678.000	ug/kg
CENTER-01	6/29/21	2	4	DIBENZ[AH]ANTHRACENE	204.000	680.000	U	U	680.000	ug/kg
CENTER-01	6/28/21	0	2	DIBENZOFURAN	2030.000	6780.000	U	U	6780.000	ug/kg
CENTER-01	6/29/21	2	4	DIBENZOFURAN	2040.000	6800.000	U	U	6800.000	ug/kg
CENTER-01	6/28/21	0	2	DIETHYL PHTHALATE	203.000	678.000	U	R	678.000	ug/kg
CENTER-01	6/29/21	2	4	DIETHYL PHTHALATE	204.000	680.000	U	U	680.000	ug/kg

Table C-4 236-H Concrete Sample Data

STATION	DATE	TOP DEPTH (in)	BOTTOM DEPTH (in)	ANALYTE	MDL	SQL	LAB QUAL.	REVIEW QUAL.	RESULT	UNITS
CENTER-01	6/28/21	0	2	DIMETHYL PHTHALATE	203.000	678.000	U	R	678.000	ug/kg
CENTER-01	6/29/21	2	4	DIMETHYL PHTHALATE	204.000	680.000	U	U	680.000	ug/kg
CENTER-01	6/28/21	0	2	DI-N-BUTYL PHTHALATE	203.000	678.000	J	J	373.000	ug/kg
CENTER-01	6/29/21	2	4	DI-N-BUTYL PHTHALATE	204.000	680.000	J	J	632.000	ug/kg
CENTER-01	6/28/21	0	2	DINITRO-O-CRESOL	2030.000	6780.000	U	U	6780.000	ug/kg
CENTER-01	6/29/21	2	4	DINITRO-O-CRESOL	2040.000	6800.000	U	R	6800.000	ug/kg
CENTER-01	6/28/21	0	2	EUROPIUM-154	0.199	0.403	U	U	0.025	pCi/g
CENTER-01	6/29/21	2	4	EUROPIUM-154	0.163	0.354	U	U	-0.048	pCi/g
CENTER-01	6/28/21	0	2	FLUORANTHENE	203.000	678.000	U	U	678.000	ug/kg
CENTER-01	6/29/21	2	4	FLUORANTHENE	204.000	680.000	U	U	680.000	ug/kg
CENTER-01	6/28/21	0	2	FLUORENE	203.000	678.000	U	R	678.000	ug/kg
CENTER-01	6/29/21	2	4	FLUORENE	204.000	680.000	U	U	680.000	ug/kg
CENTER-01	6/28/21	0	2	GROSS ALPHA	1.310	5.770			20.200	pCi/g
CENTER-01	6/29/21	2	4	GROSS ALPHA	1.790	6.330			18.900	pCi/g
CENTER-01	6/28/21	0	2	HEXACHLOROBENZENE	2030.000	6780.000	U	U	6780.000	ug/kg
CENTER-01	6/29/21	2	4	HEXACHLOROBENZENE	2040.000	6800.000	U	U	6800.000	ug/kg
CENTER-01	6/28/21	0	2	HEXACHLOROBUTADIENE	2030.000	6780.000	U	U	6780.000	ug/kg
CENTER-01	6/29/21	2	4	HEXACHLOROBUTADIENE	2040.000	6800.000	U	U	6800.000	ug/kg
CENTER-01	6/28/21	0	2	HEXACHLOROCYCLOPENTADIENE	2030.000	6780.000	U	U	6780.000	ug/kg
CENTER-01	6/29/21	2	4	HEXACHLOROCYCLOPENTADIENE	2040.000	6800.000	U	U	6800.000	ug/kg
CENTER-01	6/28/21	0	2	HEXACHLOROETHANE	2030.000	6780.000	U	U	6780.000	ug/kg
CENTER-01	6/29/21	2	4	HEXACHLOROETHANE	2040.000	6800.000	U	U	6800.000	ug/kg
CENTER-01	6/28/21	0	2	INDENO[1,2,3-CD]PYRENE	203.000	678.000	U	U	678.000	ug/kg
CENTER-01	6/29/21	2	4	INDENO[1,2,3-CD]PYRENE	204.000	680.000	U	U	680.000	ug/kg
CENTER-01	6/28/21	0	2	IODINE-129	1.610	3.550	U	U	0.020	pCi/g
CENTER-01	6/29/21	2	4	IODINE-129	0.921	2.230	U	U	-0.685	pCi/g
CENTER-01	6/28/21	0	2	IRON	8030.000	25100.000			12200000.000	ug/kg
CENTER-01	6/29/21	2	4	IRON	8020.000	25100.000			12200000.000	ug/kg
CENTER-01	6/28/21	0	2	ISOPHORONE	2030.000	6780.000	U	U	6780.000	ug/kg
CENTER-01	6/29/21	2	4	ISOPHORONE	2040.000	6800.000	U	U	6800.000	ug/kg
CENTER-01	6/28/21	0	2	LEAD	331.000	2010.000	J	J	3410.000	ug/kg
CENTER-01	6/29/21	2	4	LEAD	331.000	2010.000	J	J	3520.000	ug/kg
CENTER-01	6/28/21	0	2	LEAD-212	0.082	0.340			1.810	pCi/g
CENTER-01	6/29/21	2	4	LEAD-212	0.071	0.293			1.730	pCi/g
CENTER-01	6/28/21	0	2	LEAD-214	0.101	0.373			0.769	pCi/g
CENTER-01	6/29/21	2	4	LEAD-214	0.085	0.333			0.766	pCi/g

Table C-4 236-H Concrete Sample Data

STATION	DATE	TOP DEPTH (in)	BOTTOM DEPTH (in)	ANALYTE	MDL	SQL	LAB QUAL.	REVIEW QUAL.	RESULT	UNITS
CENTER-01	6/28/21	0	2	M/P-CRESOL	2030.000	6780.000	U	U	6780.000	ug/kg
CENTER-01	6/29/21	2	4	M/P-CRESOL	2040.000	6800.000	U	R	6800.000	ug/kg
CENTER-01	6/28/21	0	2	MAGNESIUM	8530.000	30100.000			2600000.000	ug/kg
CENTER-01	6/29/21	2	4	MAGNESIUM	8530.000	30100.000			2620000.000	ug/kg
CENTER-01	6/28/21	0	2	MANGANESE	201.000	1000.000			192000.000	ug/kg
CENTER-01	6/29/21	2	4	MANGANESE	201.000	1000.000			191000.000	ug/kg
CENTER-01	6/28/21	0	2	MERCURY	7.820	23.400	U	U	23.400	ug/kg
CENTER-01	6/29/21	2	4	MERCURY	8.270	24.700	U	U	24.700	ug/kg
CENTER-01	6/28/21	0	2	M-NITROANILINE	2030.000	6780.000	U	U	6780.000	ug/kg
CENTER-01	6/29/21	2	4	M-NITROANILINE	2040.000	6800.000	U	U	6800.000	ug/kg
CENTER-01	6/28/21	0	2	NAPHTHALENE	203.000	678.000	U	R	678.000	ug/kg
CENTER-01	6/29/21	2	4	NAPHTHALENE	204.000	680.000	U	U	680.000	ug/kg
CENTER-01	6/28/21	0	2	N-DIOCTYL PHTHALATE	203.000	678.000	U	R	678.000	ug/kg
CENTER-01	6/29/21	2	4	N-DIOCTYL PHTHALATE	204.000	680.000	U	U	680.000	ug/kg
CENTER-01	6/28/21	0	2	NEPTUNIUM-237	0.022	0.046	U	U	0.004	pCi/g
CENTER-01	6/29/21	2	4	NEPTUNIUM-237	0.024	0.058	U	U	0.015	pCi/g
CENTER-01	6/28/21	0	2	NICKEL	151.000	502.000			6170.000	ug/kg
CENTER-01	6/29/21	2	4	NICKEL	150.000	501.000			4900.000	ug/kg
CENTER-01	6/28/21	0	2	NICKEL-59	2.640	5.480	U	U	-0.208	pCi/g
CENTER-01	6/29/21	2	4	NICKEL-59	3.490	10.900	R	R	4.210	pCi/g
CENTER-01	6/28/21	0	2	NICKEL-63	2.390	5.150	U	U	-0.104	pCi/g
CENTER-01	6/29/21	2	4	NICKEL-63	2.380	5.200	U	U	1.030	pCi/g
CENTER-01	6/28/21	0	2	NITROBENZENE	2030.000	6780.000	U	U	6780.000	ug/kg
CENTER-01	6/29/21	2	4	NITROBENZENE	2040.000	6800.000	U	U	6800.000	ug/kg
CENTER-01	6/28/21	0	2	N-NITROSODIPHENYLAMINE+ DIPHENYLAMINE	2030.000	6780.000	U	U	6780.000	ug/kg
CENTER-01	6/29/21	2	4	N-NITROSODIPHENYLAMINE+ DIPHENYLAMINE	2040.000	6800.000	U	U	6800.000	ug/kg
CENTER-01	6/28/21	0	2	N-NITROSODIPROPYLAMINE	2030.000	6780.000	U	U	6780.000	ug/kg
CENTER-01	6/29/21	2	4	N-NITROSODIPROPYLAMINE	2040.000	6800.000	U	U	6800.000	ug/kg
CENTER-01	6/28/21	0	2	NONVOLATILE BETA	1.300	4.360	J	J	27.900	pCi/g
CENTER-01	6/29/21	2	4	NONVOLATILE BETA	1.340	4.620	J	J	27.900	pCi/g
CENTER-01	6/28/21	0	2	O-CRESOL (2-METHYLPHENOL)	2030.000	6780.000	U	U	6780.000	ug/kg
CENTER-01	6/29/21	2	4	O-CRESOL (2-METHYLPHENOL)	2040.000	6800.000	U	R	6800.000	ug/kg
CENTER-01	6/28/21	0	2	P-CHLORO-M-CRESOL	2710.000	6780.000	U	U	6780.000	ug/kg
CENTER-01	6/29/21	2	4	P-CHLORO-M-CRESOL	2720.000	6800.000	U	R	6800.000	ug/kg
CENTER-01	6/28/21	0	2	PENTACHLOROPHENOL	2030.000	6780.000	U	U	6780.000	ug/kg

Table C-4 236-H Concrete Sample Data

STATION	DATE	TOP DEPTH (in)	BOTTOM DEPTH (in)	ANALYTE	MDL	SQL	LAB QUAL.	REVIEW QUAL.	RESULT	UNITS
CENTER-01	6/29/21	2	4	PENTACHLOROPHENOL	2040.000	6800.000	U	R	6800.000	ug/kg
CENTER-01	6/28/21	0	2	PHENANTHRENE	203.000	678.000	U	R	678.000	ug/kg
CENTER-01	6/29/21	2	4	PHENANTHRENE	204.000	680.000	U	U	680.000	ug/kg
CENTER-01	6/28/21	0	2	PHENOL	2030.000	6780.000	U	U	6780.000	ug/kg
CENTER-01	6/29/21	2	4	PHENOL	2040.000	6800.000	U	R	6800.000	ug/kg
CENTER-01	6/28/21	0	2	PLUTONIUM-238	0.447	1.010	U	U	0.168	pCi/g
CENTER-01	6/29/21	2	4	PLUTONIUM-238	0.350	0.858	U	U	0.202	pCi/g
CENTER-01	6/28/21	0	2	PLUTONIUM-239/240	0.542	0.940	U	U	-0.088	pCi/g
CENTER-01	6/29/21	2	4	PLUTONIUM-239/240	0.247	0.605	U	U	0.091	pCi/g
CENTER-01	6/28/21	0	2	PLUTONIUM-242	0.462	0.842	U	U	-0.028	pCi/g
CENTER-01	6/29/21	2	4	PLUTONIUM-242	0.340	0.758	U	U	0.105	pCi/g
CENTER-01	6/28/21	0	2	P-NITROANILINE	2030.000	6780.000	U	U	6780.000	ug/kg
CENTER-01	6/29/21	2	4	P-NITROANILINE	2040.000	6800.000	U	U	6800.000	ug/kg
CENTER-01	6/28/21	0	2	POTASSIUM	6420.000	25100.000			2900000.000	ug/kg
CENTER-01	6/29/21	2	4	POTASSIUM	6420.000	25100.000			2890000.000	ug/kg
CENTER-01	6/28/21	0	2	POTASSIUM-40	0.537	3.400			20.500	pCi/g
CENTER-01	6/29/21	2	4	POTASSIUM-40	0.419	3.000			19.600	pCi/g
CENTER-01	6/28/21	0	2	PYRENE	203.000	678.000	U	R	678.000	ug/kg
CENTER-01	6/29/21	2	4	PYRENE	204.000	680.000	U	U	680.000	ug/kg
CENTER-01	6/28/21	0	2	RADIUM-226	0.220	0.806	J	J	0.720	pCi/g
CENTER-01	6/29/21	2	4	RADIUM-226	0.343	1.060	J	J	0.901	pCi/g
CENTER-01	6/28/21	0	2	RADIUM-228	1.590	3.990	U	U	3.150	pCi/g
CENTER-01	6/29/21	2	4	RADIUM-228	1.270	3.250	U	U	2.630	pCi/g
CENTER-01	6/28/21	0	2	SELENIUM	502.000	3010.000	U	U	3010.000	ug/kg
CENTER-01	6/29/21	2	4	SELENIUM	501.000	3010.000	U	U	3010.000	ug/kg
CENTER-01	6/28/21	0	2	SILVER	100.000	502.000	J	J	129.000	ug/kg
CENTER-01	6/29/21	2	4	SILVER	100.000	501.000	U	U	501.000	ug/kg
CENTER-01	6/28/21	0	2	SODIUM	7020.000	25100.000			444000.000	ug/kg
CENTER-01	6/29/21	2	4	SODIUM	7020.000	25100.000			354000.000	ug/kg
CENTER-01	6/28/21	0	2	STRONTIUM-90	1.360	2.950	U	U	0.586	pCi/g
CENTER-01	6/29/21	2	4	STRONTIUM-90	1.780	3.700	U	U	0.229	pCi/g
CENTER-01	6/28/21	0	2	TECHNETIUM-99	3.720	8.080	U	U	1.220	pCi/g
CENTER-01	6/29/21	2	4	TECHNETIUM-99	3.430	7.410	U	U	0.589	pCi/g
CENTER-01	6/28/21	0	2	THALLIUM	502.000	2010.000	U	U	2010.000	ug/kg
CENTER-01	6/29/21	2	4	THALLIUM	501.000	2010.000	U	U	2010.000	ug/kg
CENTER-01	6/28/21	0	2	THORIUM-228	0.668	2.470	J	J	2.430	pCi/g

Table C-4 236-H Concrete Sample Data

STATION	DATE	TOP DEPTH (in)	BOTTOM DEPTH (in)	ANALYTE	MDL	SQL	LAB QUAL.	REVIEW QUAL.	RESULT	UNITS
CENTER-01	6/29/21	2	4	THORIUM-228	0.671	2.310	J	J	1.830	pCi/g
CENTER-01	6/28/21	0	2	THORIUM-230	0.614	2.100	J	J	1.650	pCi/g
CENTER-01	6/29/21	2	4	THORIUM-230	0.905	2.100	U	U	0.563	pCi/g
CENTER-01	6/28/21	0	2	THORIUM-232	0.568	2.000	J	J	1.540	pCi/g
CENTER-01	6/29/21	2	4	THORIUM-232	0.584	1.920	J	J	1.200	pCi/g
CENTER-01	6/28/21	0	2	TRITIUM	3.060	9.740			15.300	pCi/g
CENTER-01	6/29/21	2	4	TRITIUM	3.120	9.400			12.600	pCi/g
CENTER-01	6/28/21	0	2	URANIUM-233/234	0.700	1.610	U	U	0.373	pCi/g
CENTER-01	6/29/21	2	4	URANIUM-233/234	0.668	1.700	U	U	0.654	pCi/g
CENTER-01	6/28/21	0	2	URANIUM-235	0.533	1.150	U	U	0.112	pCi/g
CENTER-01	6/29/21	2	4	URANIUM-235	0.472	0.964	U	U	0.044	pCi/g
CENTER-01	6/28/21	0	2	URANIUM-238	0.495	1.390	J	J	0.551	pCi/g
CENTER-01	6/29/21	2	4	URANIUM-238	0.483	1.510	J	J	0.813	pCi/g
CENTER-01	6/28/21	0	2	VANADIUM	100.000	502.000			25200.000	ug/kg
CENTER-01	6/29/21	2	4	VANADIUM	100.000	501.000			24700.000	ug/kg
CENTER-01	6/28/21	0	2	ZINC	401.000	2010.000			32500.000	ug/kg
CENTER-01	6/29/21	2	4	ZINC	401.000	2010.000			31900.000	ug/kg
EP10 & EP12	7/15/21	0	2	1,1'-BIPHENYL	2040.000	6790.000	UJ	UJ	6790.000	ug/kg
EP10 & EP12	7/15/21	0	2	1,1'-BIPHENYL	5040.000	16800.000	U	U	16800.000	ug/kg
EP10 & EP12	7/26/21	2	4	1,1'-BIPHENYL	6040.000	20100.000	U	U	20100.000	ug/kg
EP10 & EP12	7/15/21	0	2	1,2,4,5-TETRACHLOROBENZENE	2040.000	6790.000	UJ	UJ	6790.000	ug/kg
EP10 & EP12	7/15/21	0	2	1,2,4,5-TETRACHLOROBENZENE	5040.000	16800.000	U	U	16800.000	ug/kg
EP10 & EP12	7/26/21	2	4	1,2,4,5-TETRACHLOROBENZENE	6040.000	20100.000	U	U	20100.000	ug/kg
EP10 & EP12	7/15/21	0	2	2,3,4,6-TETRACHLOROPHENOL	5040.000	16800.000	U	R	16800.000	ug/kg
EP10 & EP12	7/15/21	0	2	2,3,4,6-TETRACHLOROPHENOL	2040.000	6790.000	UJ	R	6790.000	ug/kg
EP10 & EP12	7/26/21	2	4	2,3,4,6-TETRACHLOROPHENOL	6040.000	20100.000	U	R	20100.000	ug/kg
EP10 & EP12	7/15/21	0	2	2,4,5-TRICHLOROPHENOL	2040.000	6790.000	UJ	R	6790.000	ug/kg
EP10 & EP12	7/15/21	0	2	2,4,5-TRICHLOROPHENOL	5040.000	16800.000	U	R	16800.000	ug/kg
EP10 & EP12	7/26/21	2	4	2,4,5-TRICHLOROPHENOL	6040.000	20100.000	U	R	20100.000	ug/kg
EP10 & EP12	7/15/21	0	2	2,4,6-TRICHLOROPHENOL	2040.000	6790.000	UJ	R	6790.000	ug/kg
EP10 & EP12	7/15/21	0	2	2,4,6-TRICHLOROPHENOL	5040.000	16800.000	U	R	16800.000	ug/kg
EP10 & EP12	7/26/21	2	4	2,4,6-TRICHLOROPHENOL	6040.000	20100.000	U	R	20100.000	ug/kg
EP10 & EP12	7/15/21	0	2	2,4-DICHLOROPHENOL	5040.000	16800.000	U	R	16800.000	ug/kg
EP10 & EP12	7/15/21	0	2	2,4-DICHLOROPHENOL	2040.000	6790.000	UJ	R	6790.000	ug/kg
EP10 & EP12	7/26/21	2	4	2,4-DICHLOROPHENOL	6040.000	20100.000	U	R	20100.000	ug/kg
EP10 & EP12	7/15/21	0	2	2,4-DIMETHYLPHENOL	2040.000	6790.000	UJ	R	6790.000	ug/kg

Table C-4 236-H Concrete Sample Data

STATION	DATE	TOP DEPTH (in)	BOTTOM DEPTH (in)	ANALYTE	MDL	SQL	LAB QUAL.	REVIEW QUAL.	RESULT	UNITS
EP10 & EP12	7/15/21	0	2	2,4-DIMETHYLPHENOL	5040.000	16800.000	U	R	16800.000	ug/kg
EP10 & EP12	7/26/21	2	4	2,4-DIMETHYLPHENOL	6040.000	20100.000	U	R	20100.000	ug/kg
EP10 & EP12	7/15/21	0	2	2,4-DINITROPHENOL	2040.000	13600.000	UJ	R	13600.000	ug/kg
EP10 & EP12	7/15/21	0	2	2,4-DINITROPHENOL	5040.000	33600.000	U	R	33600.000	ug/kg
EP10 & EP12	7/26/21	2	4	2,4-DINITROPHENOL	6040.000	40300.000	U	R	40300.000	ug/kg
EP10 & EP12	7/15/21	0	2	2,4-DINITROTOLUENE	2040.000	6790.000	UJ	UJ	6790.000	ug/kg
EP10 & EP12	7/15/21	0	2	2,4-DINITROTOLUENE	5040.000	16800.000	U	U	16800.000	ug/kg
EP10 & EP12	7/26/21	2	4	2,4-DINITROTOLUENE	6040.000	20100.000	U	U	20100.000	ug/kg
EP10 & EP12	7/15/21	0	2	2,6-DINITROTOLUENE	2040.000	6790.000	UJ	UJ	6790.000	ug/kg
EP10 & EP12	7/15/21	0	2	2,6-DINITROTOLUENE	5040.000	16800.000	U	U	16800.000	ug/kg
EP10 & EP12	7/26/21	2	4	2,6-DINITROTOLUENE	6040.000	20100.000	U	U	20100.000	ug/kg
EP10 & EP12	7/15/21	0	2	2-CHLORONAPHTHALENE	204.000	679.000	UJ	UJ	679.000	ug/kg
EP10 & EP12	7/15/21	0	2	2-CHLORONAPHTHALENE	504.000	1680.000	U	U	1680.000	ug/kg
EP10 & EP12	7/26/21	2	4	2-CHLORONAPHTHALENE	604.000	2010.000	U	R	2010.000	ug/kg
EP10 & EP12	7/15/21	0	2	2-CHLOROPHENOL	5040.000	16800.000	U	R	16800.000	ug/kg
EP10 & EP12	7/15/21	0	2	2-CHLOROPHENOL	2040.000	6790.000	UJ	R	6790.000	ug/kg
EP10 & EP12	7/26/21	2	4	2-CHLOROPHENOL	6040.000	20100.000	U	R	20100.000	ug/kg
EP10 & EP12	7/15/21	0	2	2-METHYLNAPHTHALENE	204.000	679.000	UJ	UJ	679.000	ug/kg
EP10 & EP12	7/15/21	0	2	2-METHYLNAPHTHALENE	504.000	1680.000	U	U	1680.000	ug/kg
EP10 & EP12	7/26/21	2	4	2-METHYLNAPHTHALENE	604.000	2010.000	U	R	2010.000	ug/kg
EP10 & EP12	7/15/21	0	2	2-NITROANILINE	5550.000	16800.000	U	U	16800.000	ug/kg
EP10 & EP12	7/15/21	0	2	2-NITROANILINE	2240.000	6790.000	UJ	UJ	6790.000	ug/kg
EP10 & EP12	7/26/21	2	4	2-NITROANILINE	6640.000	20100.000	U	U	20100.000	ug/kg
EP10 & EP12	7/15/21	0	2	2-NITROPHENOL	5040.000	16800.000	U	R	16800.000	ug/kg
EP10 & EP12	7/15/21	0	2	2-NITROPHENOL	2040.000	6790.000	UJ	R	6790.000	ug/kg
EP10 & EP12	7/26/21	2	4	2-NITROPHENOL	6040.000	20100.000	U	R	20100.000	ug/kg
EP10 & EP12	7/15/21	0	2	3,3-DICHLOROBENZIDINE	2040.000	6790.000	UJ	UJ	6790.000	ug/kg
EP10 & EP12	7/15/21	0	2	3,3-DICHLOROBENZIDINE	5040.000	16800.000	U	U	16800.000	ug/kg
EP10 & EP12	7/26/21	2	4	3,3-DICHLOROBENZIDINE	6040.000	20100.000	U	U	20100.000	ug/kg
EP10 & EP12	7/15/21	0	2	4-BROMOPHENYL PHENYL ETHER	5040.000	16800.000	U	U	16800.000	ug/kg
EP10 & EP12	7/15/21	0	2	4-BROMOPHENYL PHENYL ETHER	2040.000	6790.000	UJ	UJ	6790.000	ug/kg
EP10 & EP12	7/26/21	2	4	4-BROMOPHENYL PHENYL ETHER	6040.000	20100.000	U	U	20100.000	ug/kg
EP10 & EP12	7/15/21	0	2	4-CHLOROANILINE	2040.000	6790.000	UJ	UJ	6790.000	ug/kg
EP10 & EP12	7/15/21	0	2	4-CHLOROANILINE	5040.000	16800.000	U	U	16800.000	ug/kg
EP10 & EP12	7/26/21	2	4	4-CHLOROANILINE	6040.000	20100.000	U	U	20100.000	ug/kg
EP10 & EP12	7/15/21	0	2	4-CHLOROPHENYL PHENYL ETHER	5040.000	16800.000	U	U	16800.000	ug/kg

Table C-4 236-H Concrete Sample Data

STATION	DATE	TOP DEPTH (in)	BOTTOM DEPTH (in)	ANALYTE	MDL	SQL	LAB QUAL.	REVIEW QUAL.	RESULT	UNITS
EP10 & EP12	7/15/21	0	2	4-CHLOROPHENYL PHENYL ETHER	2040.000	6790.000	UJ	UJ	6790.000	ug/kg
EP10 & EP12	7/26/21	2	4	4-CHLOROPHENYL PHENYL ETHER	6040.000	20100.000	U	U	20100.000	ug/kg
EP10 & EP12	7/15/21	0	2	4-NITROPHENOL	5040.000	16800.000	U	R	16800.000	ug/kg
EP10 & EP12	7/15/21	0	2	4-NITROPHENOL	2040.000	6790.000	UJ	R	6790.000	ug/kg
EP10 & EP12	7/26/21	2	4	4-NITROPHENOL	6040.000	20100.000	U	R	20100.000	ug/kg
EP10 & EP12	7/15/21	0	2	ACENAPHTHENE	204.000	679.000	UJ	UJ	679.000	ug/kg
EP10 & EP12	7/15/21	0	2	ACENAPHTHENE	504.000	1680.000	U	U	1680.000	ug/kg
EP10 & EP12	7/26/21	2	4	ACENAPHTHENE	604.000	2010.000	U	R	2010.000	ug/kg
EP10 & EP12	7/15/21	0	2	ACENAPHTHYLENE	504.000	1680.000	U	U	1680.000	ug/kg
EP10 & EP12	7/15/21	0	2	ACENAPHTHYLENE	204.000	679.000	UJ	UJ	679.000	ug/kg
EP10 & EP12	7/26/21	2	4	ACENAPHTHYLENE	604.000	2010.000	U	R	2010.000	ug/kg
EP10 & EP12	7/15/21	0	2	ACETOPHENONE	2040.000	6790.000	UJ	UJ	6790.000	ug/kg
EP10 & EP12	7/15/21	0	2	ACETOPHENONE	5040.000	16800.000	U	U	16800.000	ug/kg
EP10 & EP12	7/26/21	2	4	ACETOPHENONE	6040.000	20100.000	U	U	20100.000	ug/kg
EP10 & EP12	7/15/21	0	2	ACTINIUM-228	0.221	0.869			1.710	pCi/g
EP10 & EP12	7/26/21	2	4	ACTINIUM-228	0.227	1.090			2.020	pCi/g
EP10 & EP12	7/15/21	0	2	ALUMINUM	6740.000	19800.000			5720000.000	ug/kg
EP10 & EP12	7/26/21	2	4	ALUMINUM	6450.000	19000.000			5550000.000	ug/kg
EP10 & EP12	7/15/21	0	2	AMERICIUM-241	0.448	0.878	U	U	0.021	pCi/g
EP10 & EP12	7/26/21	2	4	AMERICIUM-241	0.599	1.170	U	U	0.027	pCi/g
EP10 & EP12	7/15/21	0	2	AMERICIUM-243	1.190	2.340	U	U	0.004	pCi/g
EP10 & EP12	7/26/21	2	4	AMERICIUM-243	1.030	2.060	U	U	0.096	pCi/g
EP10 & EP12	7/15/21	0	2	ANTHRACENE	504.000	1680.000	U	U	1680.000	ug/kg
EP10 & EP12	7/15/21	0	2	ANTHRACENE	204.000	679.000	UJ	UJ	679.000	ug/kg
EP10 & EP12	7/26/21	2	4	ANTHRACENE	604.000	2010.000	U	R	2010.000	ug/kg
EP10 & EP12	7/15/21	0	2	ANTIMONY	327.000	1980.000	J	J	2510.000	ug/kg
EP10 & EP12	7/26/21	2	4	ANTIMONY	313.000	1900.000	J	J	1020.000	ug/kg
EP10 & EP12	7/15/21	0	2	AROCLOR 1016	1.140	3.420	U	U	3.420	ug/kg
EP10 & EP12	7/26/21	2	4	AROCLOR 1016	1.120	3.380	U	U	3.380	ug/kg
EP10 & EP12	7/15/21	0	2	AROCLOR 1221	1.140	3.420	U	U	3.420	ug/kg
EP10 & EP12	7/26/21	2	4	AROCLOR 1221	1.120	3.380	U	U	3.380	ug/kg
EP10 & EP12	7/15/21	0	2	AROCLOR 1232	1.140	3.420	U	U	3.420	ug/kg
EP10 & EP12	7/26/21	2	4	AROCLOR 1232	1.120	3.380	U	U	3.380	ug/kg
EP10 & EP12	7/15/21	0	2	AROCLOR 1242	1.140	3.420	U	U	3.420	ug/kg
EP10 & EP12	7/26/21	2	4	AROCLOR 1242	1.120	3.380	U	U	3.380	ug/kg
EP10 & EP12	7/15/21	0	2	AROCLOR 1248	1.140	3.420	U	U	3.420	ug/kg

Table C-4 236-H Concrete Sample Data

STATION	DATE	TOP DEPTH (in)	BOTTOM DEPTH (in)	ANALYTE	MDL	SQL	LAB QUAL.	REVIEW QUAL.	RESULT	UNITS
EP10 & EP12	7/26/21	2	4	AROCLOR 1248	1.120	3.380	U	U	3.380	ug/kg
EP10 & EP12	7/15/21	0	2	AROCLOR 1254	1.140	3.420	U	U	3.420	ug/kg
EP10 & EP12	7/26/21	2	4	AROCLOR 1254	1.120	3.380	U	U	3.380	ug/kg
EP10 & EP12	7/15/21	0	2	AROCLOR 1260	1.140	3.420	U	U	3.420	ug/kg
EP10 & EP12	7/26/21	2	4	AROCLOR 1260	1.120	3.380	U	U	3.380	ug/kg
EP10 & EP12	7/15/21	0	2	ARSENIC	495.000	2970.000	J	J	1820.000	ug/kg
EP10 & EP12	7/26/21	2	4	ARSENIC	474.000	2840.000	J	J	1110.000	ug/kg
EP10 & EP12	7/15/21	0	2	ATRAZINE	2720.000	6790.000	UJ	UJ	6790.000	ug/kg
EP10 & EP12	7/15/21	0	2	ATRAZINE	6720.000	16800.000	U	U	16800.000	ug/kg
EP10 & EP12	7/26/21	2	4	ATRAZINE	8050.000	20100.000	U	U	20100.000	ug/kg
EP10 & EP12	7/15/21	0	2	BARIUM	99.000	495.000		J	62900.000	ug/kg
EP10 & EP12	7/26/21	2	4	BARIUM	94.800	474.000			33200.000	ug/kg
EP10 & EP12	7/15/21	0	2	BENZALDEHYDE	2040.000	6790.000	UJ	UJ	6790.000	ug/kg
EP10 & EP12	7/15/21	0	2	BENZALDEHYDE	5040.000	16800.000	U	UJ	16800.000	ug/kg
EP10 & EP12	7/26/21	2	4	BENZALDEHYDE	6040.000	20100.000	U	UJ	20100.000	ug/kg
EP10 & EP12	7/15/21	0	2	BENZO(G,H,I)PERYLENE	204.000	679.000	UJ	UJ	679.000	ug/kg
EP10 & EP12	7/15/21	0	2	BENZO(G,H,I)PERYLENE	504.000	1680.000	U	U	1680.000	ug/kg
EP10 & EP12	7/26/21	2	4	BENZO(G,H,I)PERYLENE	604.000	2010.000	U	U	2010.000	ug/kg
EP10 & EP12	7/15/21	0	2	BENZO[A]ANTHRACENE	504.000	1680.000	U	U	1680.000	ug/kg
EP10 & EP12	7/15/21	0	2	BENZO[A]ANTHRACENE	204.000	679.000	UJ	UJ	679.000	ug/kg
EP10 & EP12	7/26/21	2	4	BENZO[A]ANTHRACENE	604.000	2010.000	U	R	2010.000	ug/kg
EP10 & EP12	7/15/21	0	2	BENZO[A]PYRENE	204.000	679.000	UJ	UJ	679.000	ug/kg
EP10 & EP12	7/15/21	0	2	BENZO[A]PYRENE	504.000	1680.000	U	U	1680.000	ug/kg
EP10 & EP12	7/26/21	2	4	BENZO[A]PYRENE	604.000	2010.000	U	U	2010.000	ug/kg
EP10 & EP12	7/15/21	0	2	BENZO[B]FLUORANTHENE	504.000	1680.000	U	U	1680.000	ug/kg
EP10 & EP12	7/15/21	0	2	BENZO[B]FLUORANTHENE	204.000	679.000	UJ	UJ	679.000	ug/kg
EP10 & EP12	7/26/21	2	4	BENZO[B]FLUORANTHENE	604.000	2010.000	U	R	2010.000	ug/kg
EP10 & EP12	7/15/21	0	2	BENZO[K]FLUORANTHENE	204.000	679.000	UJ	UJ	679.000	ug/kg
EP10 & EP12	7/15/21	0	2	BENZO[K]FLUORANTHENE	504.000	1680.000	U	U	1680.000	ug/kg
EP10 & EP12	7/26/21	2	4	BENZO[K]FLUORANTHENE	604.000	2010.000	U	R	2010.000	ug/kg
EP10 & EP12	7/15/21	0	2	BERYLLIUM	99.000	495.000			547.000	ug/kg
EP10 & EP12	7/26/21	2	4	BERYLLIUM	94.800	474.000	J	J	236.000	ug/kg
EP10 & EP12	7/15/21	0	2	BIS(2-CHLORO-1-METHYLETHYL)ETHER	2040.000	6790.000	UJ	UJ	6790.000	ug/kg
EP10 & EP12	7/15/21	0	2	BIS(2-CHLORO-1-METHYLETHYL)ETHER	5040.000	16800.000	U	U	16800.000	ug/kg
EP10 & EP12	7/26/21	2	4	BIS(2-CHLORO-1-METHYLETHYL)ETHER	6040.000	20100.000	U	U	20100.000	ug/kg
EP10 & EP12	7/15/21	0	2	BIS(2-CHLOROETHOXY)METHANE	2040.000	6790.000	UJ	UJ	6790.000	ug/kg

Table C-4 236-H Concrete Sample Data

STATION	DATE	TOP DEPTH (in)	BOTTOM DEPTH (in)	ANALYTE	MDL	SQL	LAB QUAL.	REVIEW QUAL.	RESULT	UNITS
EP10 & EP12	7/15/21	0	2	BIS(2-CHLOROETHOXY)METHANE	5040.000	16800.000	U	U	16800.000	ug/kg
EP10 & EP12	7/26/21	2	4	BIS(2-CHLOROETHOXY)METHANE	6040.000	20100.000	U	U	20100.000	ug/kg
EP10 & EP12	7/15/21	0	2	BIS(2-CHLOROETHYL)ETHER	5040.000	16800.000	U	U	16800.000	ug/kg
EP10 & EP12	7/15/21	0	2	BIS(2-CHLOROETHYL)ETHER	2040.000	6790.000	UJ	UJ	6790.000	ug/kg
EP10 & EP12	7/26/21	2	4	BIS(2-CHLOROETHYL)ETHER	6040.000	20100.000	U	U	20100.000	ug/kg
EP10 & EP12	7/15/21	0	2	BIS(2-ETHYLHEXYL)PHTHALATE (DEHP)	204.000	679.000	UJ	UJ	679.000	ug/kg
EP10 & EP12	7/15/21	0	2	BIS(2-ETHYLHEXYL)PHTHALATE (DEHP)	504.000	1680.000	U	U	1680.000	ug/kg
EP10 & EP12	7/26/21	2	4	BIS(2-ETHYLHEXYL)PHTHALATE (DEHP)	604.000	2010.000	U	R	2010.000	ug/kg
EP10 & EP12	7/15/21	0	2	BISMUTH-212	0.775	2.460	J	J	1.860	pCi/g
EP10 & EP12	7/26/21	2	4	BISMUTH-212	1.110	3.750	J	J	1.590	pCi/g
EP10 & EP12	7/15/21	0	2	BISMUTH-214	0.111	0.417			1.090	pCi/g
EP10 & EP12	7/26/21	2	4	BISMUTH-214	0.156	0.720			1.180	pCi/g
EP10 & EP12	7/15/21	0	2	BUTYL BENZYL PHTHALATE	504.000	1680.000	U	U	1680.000	ug/kg
EP10 & EP12	7/15/21	0	2	BUTYL BENZYL PHTHALATE	204.000	679.000	UJ	UJ	679.000	ug/kg
EP10 & EP12	7/26/21	2	4	BUTYL BENZYL PHTHALATE	604.000	2010.000	U	R	2010.000	ug/kg
EP10 & EP12	7/15/21	0	2	CADMIUM	99.000	495.000	J	J	224.000	ug/kg
EP10 & EP12	7/26/21	2	4	CADMIUM	94.800	474.000	U	U	474.000	ug/kg
EP10 & EP12	7/15/21	0	2	CALCIUM	79200.000	248000.000			64400000.000	ug/kg
EP10 & EP12	7/26/21	2	4	CALCIUM	37900.000	119000.000			64700000.000	ug/kg
EP10 & EP12	7/15/21	0	2	CAPROLACTAM	5040.000	16800.000	U	U	16800.000	ug/kg
EP10 & EP12	7/15/21	0	2	CAPROLACTAM	2040.000	6790.000	UJ	UJ	6790.000	ug/kg
EP10 & EP12	7/26/21	2	4	CAPROLACTAM	6040.000	20100.000	U	U	20100.000	ug/kg
EP10 & EP12	7/15/21	0	2	CARBAZOLE	504.000	1680.000	U	U	1680.000	ug/kg
EP10 & EP12	7/15/21	0	2	CARBAZOLE	204.000	679.000	UJ	UJ	679.000	ug/kg
EP10 & EP12	7/26/21	2	4	CARBAZOLE	604.000	2010.000	U	R	2010.000	ug/kg
EP10 & EP12	7/15/21	0	2	CARBON-14	1.480	3.200	U	U	-0.198	pCi/g
EP10 & EP12	7/26/21	2	4	CARBON-14	1.490	3.240	U	U	0.231	pCi/g
EP10 & EP12	7/15/21	0	2	CESIUM-137	0.064	0.132	U	U	0.003	pCi/g
EP10 & EP12	7/26/21	2	4	CESIUM-137	0.087	0.171	U	U	0.021	pCi/g
EP10 & EP12	7/15/21	0	2	CHROMIUM	149.000	990.000			9340.000	ug/kg
EP10 & EP12	7/26/21	2	4	CHROMIUM	142.000	948.000			15100.000	ug/kg
EP10 & EP12	7/15/21	0	2	CHRYSENE	504.000	1680.000	U	U	1680.000	ug/kg
EP10 & EP12	7/15/21	0	2	CHRYSENE	204.000	679.000	UJ	UJ	679.000	ug/kg
EP10 & EP12	7/26/21	2	4	CHRYSENE	604.000	2010.000	U	R	2010.000	ug/kg
EP10 & EP12	7/15/21	0	2	COBALT	149.000	495.000			2540.000	ug/kg
EP10 & EP12	7/26/21	2	4	COBALT	142.000	474.000			3590.000	ug/kg

Table C-4 236-H Concrete Sample Data

STATION	DATE	TOP DEPTH (in)	BOTTOM DEPTH (in)	ANALYTE	MDL	SQL	LAB QUAL.	REVIEW QUAL.	RESULT	UNITS
EP10 & EP12	7/15/21	0	2	COBALT-60	0.050	0.105	U	U	-0.012	pCi/g
EP10 & EP12	7/26/21	2	4	COBALT-60	0.098	0.242	U	U	0.047	pCi/g
EP10 & EP12	7/15/21	0	2	COPPER	297.000	1980.000			18100.000	ug/kg
EP10 & EP12	7/26/21	2	4	COPPER	284.000	1900.000			8800.000	ug/kg
EP10 & EP12	7/15/21	0	2	CURIUM-242	0.483	0.899	U	U	-0.024	pCi/g
EP10 & EP12	7/26/21	2	4	CURIUM-242	0.881	1.740	U	U	0.067	pCi/g
EP10 & EP12	7/15/21	0	2	CURIUM-243/244	0.401	0.709	U	U	-0.035	pCi/g
EP10 & EP12	7/26/21	2	4	CURIUM-243/244	0.716	1.170	U	U	-0.139	pCi/g
EP10 & EP12	7/15/21	0	2	CURIUM-245/246	0.604	1.230	U	U	0.057	pCi/g
EP10 & EP12	7/26/21	2	4	CURIUM-245/246	0.606	1.130	U	U	-0.030	pCi/g
EP10 & EP12	7/15/21	0	2	DIBENZ[AH]ANTHRACENE	204.000	679.000	UJ	UJ	679.000	ug/kg
EP10 & EP12	7/15/21	0	2	DIBENZ[AH]ANTHRACENE	504.000	1680.000	U	U	1680.000	ug/kg
EP10 & EP12	7/26/21	2	4	DIBENZ[AH]ANTHRACENE	604.000	2010.000	U	U	2010.000	ug/kg
EP10 & EP12	7/15/21	0	2	DIBENZOFURAN	5040.000	16800.000	U	U	16800.000	ug/kg
EP10 & EP12	7/15/21	0	2	DIBENZOFURAN	2040.000	6790.000	UJ	UJ	6790.000	ug/kg
EP10 & EP12	7/26/21	2	4	DIBENZOFURAN	6040.000	20100.000	U	U	20100.000	ug/kg
EP10 & EP12	7/15/21	0	2	DIETHYL PHTHALATE	504.000	1680.000	U	U	1680.000	ug/kg
EP10 & EP12	7/15/21	0	2	DIETHYL PHTHALATE	204.000	679.000	UJ	UJ	679.000	ug/kg
EP10 & EP12	7/26/21	2	4	DIETHYL PHTHALATE	604.000	2010.000	U	R	2010.000	ug/kg
EP10 & EP12	7/15/21	0	2	DIMETHYL PHTHALATE	204.000	679.000	UJ	UJ	679.000	ug/kg
EP10 & EP12	7/15/21	0	2	DIMETHYL PHTHALATE	504.000	1680.000	U	U	1680.000	ug/kg
EP10 & EP12	7/26/21	2	4	DIMETHYL PHTHALATE	604.000	2010.000	U	R	2010.000	ug/kg
EP10 & EP12	7/15/21	0	2	DI-N-BUTYL PHTHALATE	504.000	1680.000	U	U	1680.000	ug/kg
EP10 & EP12	7/15/21	0	2	DI-N-BUTYL PHTHALATE	204.000	679.000	UJ	UJ	679.000	ug/kg
EP10 & EP12	7/26/21	2	4	DI-N-BUTYL PHTHALATE	604.000	2010.000	U	R	2010.000	ug/kg
EP10 & EP12	7/15/21	0	2	DINITRO-O-CRESOL	5040.000	16800.000	U	R	16800.000	ug/kg
EP10 & EP12	7/15/21	0	2	DINITRO-O-CRESOL	2040.000	6790.000	UJ	R	6790.000	ug/kg
EP10 & EP12	7/26/21	2	4	DINITRO-O-CRESOL	6040.000	20100.000	U	R	20100.000	ug/kg
EP10 & EP12	7/15/21	0	2	EUROPIUM-154	0.195	0.411	U	U	-0.061	pCi/g
EP10 & EP12	7/26/21	2	4	EUROPIUM-154	0.238	0.502	U	U	-0.083	pCi/g
EP10 & EP12	7/15/21	0	2	FLUORANTHENE	504.000	1680.000	U	U	1680.000	ug/kg
EP10 & EP12	7/15/21	0	2	FLUORANTHENE	204.000	679.000	UJ	UJ	679.000	ug/kg
EP10 & EP12	7/26/21	2	4	FLUORANTHENE	604.000	2010.000	U	R	2010.000	ug/kg
EP10 & EP12	7/15/21	0	2	FLUORENE	204.000	679.000	UJ	UJ	679.000	ug/kg
EP10 & EP12	7/15/21	0	2	FLUORENE	504.000	1680.000	U	U	1680.000	ug/kg
EP10 & EP12	7/26/21	2	4	FLUORENE	604.000	2010.000	U	R	2010.000	ug/kg

Table C-4 236-H Concrete Sample Data

STATION	DATE	TOP DEPTH (in)	BOTTOM DEPTH (in)	ANALYTE	MDL	SQL	LAB QUAL.	REVIEW QUAL.	RESULT	UNITS
EP10 & EP12	7/15/21	0	2	GROSS ALPHA	1.160	4.920			16.700	pCi/g
EP10 & EP12	7/26/21	2	4	GROSS ALPHA	1.620	5.960			17.500	pCi/g
EP10 & EP12	7/15/21	0	2	HEXACHLOROBENZENE	5040.000	16800.000	U	U	16800.000	ug/kg
EP10 & EP12	7/15/21	0	2	HEXACHLOROBENZENE	2040.000	6790.000	UJ	UJ	6790.000	ug/kg
EP10 & EP12	7/26/21	2	4	HEXACHLOROBENZENE	6040.000	20100.000	U	U	20100.000	ug/kg
EP10 & EP12	7/15/21	0	2	HEXACHLOROBUTADIENE	2040.000	6790.000	UJ	UJ	6790.000	ug/kg
EP10 & EP12	7/15/21	0	2	HEXACHLOROBUTADIENE	5040.000	16800.000	U	U	16800.000	ug/kg
EP10 & EP12	7/26/21	2	4	HEXACHLOROBUTADIENE	6040.000	20100.000	U	U	20100.000	ug/kg
EP10 & EP12	7/15/21	0	2	HEXACHLOROCYCLOPENTADIENE	2040.000	6790.000	UJ	UJ	6790.000	ug/kg
EP10 & EP12	7/15/21	0	2	HEXACHLOROCYCLOPENTADIENE	5040.000	16800.000	U	UJ	16800.000	ug/kg
EP10 & EP12	7/26/21	2	4	HEXACHLOROCYCLOPENTADIENE	6040.000	20100.000	U	U	20100.000	ug/kg
EP10 & EP12	7/15/21	0	2	HEXACHLOROETHANE	2040.000	6790.000	UJ	UJ	6790.000	ug/kg
EP10 & EP12	7/15/21	0	2	HEXACHLOROETHANE	5040.000	16800.000	U	U	16800.000	ug/kg
EP10 & EP12	7/26/21	2	4	HEXACHLOROETHANE	6040.000	20100.000	U	U	20100.000	ug/kg
EP10 & EP12	7/15/21	0	2	INDENO[1,2,3-CD]PYRENE	204.000	679.000	UJ	UJ	679.000	ug/kg
EP10 & EP12	7/15/21	0	2	INDENO[1,2,3-CD]PYRENE	504.000	1680.000	U	U	1680.000	ug/kg
EP10 & EP12	7/26/21	2	4	INDENO[1,2,3-CD]PYRENE	604.000	2010.000	U	U	2010.000	ug/kg
EP10 & EP12	7/15/21	0	2	IODINE-129	1.570	3.460	U	U	0.021	pCi/g
EP10 & EP12	7/26/21	2	4	IODINE-129	0.912	1.900	U	U	0.115	pCi/g
EP10 & EP12	7/15/21	0	2	IRON	7920.000	24800.000			8260000.000	ug/kg
EP10 & EP12	7/26/21	2	4	IRON	7580.000	23700.000			8160000.000	ug/kg
EP10 & EP12	7/15/21	0	2	ISOPHORONE	5040.000	16800.000	U	U	16800.000	ug/kg
EP10 & EP12	7/15/21	0	2	ISOPHORONE	2040.000	6790.000	UJ	UJ	6790.000	ug/kg
EP10 & EP12	7/26/21	2	4	ISOPHORONE	6040.000	20100.000	U	U	20100.000	ug/kg
EP10 & EP12	7/15/21	0	2	LEAD	327.000	1980.000	J	J	3570.000	ug/kg
EP10 & EP12	7/26/21	2	4	LEAD	313.000	1900.000			3690.000	ug/kg
EP10 & EP12	7/15/21	0	2	LEAD-212	0.089	0.371			1.890	pCi/g
EP10 & EP12	7/26/21	2	4	LEAD-212	0.124	0.518			2.180	pCi/g
EP10 & EP12	7/15/21	0	2	LEAD-214	0.105	0.431			1.130	pCi/g
EP10 & EP12	7/26/21	2	4	LEAD-214	0.149	0.713			1.300	pCi/g
EP10 & EP12	7/15/21	0	2	M/P-CRESOL	2040.000	6790.000	UJ	R	6790.000	ug/kg
EP10 & EP12	7/15/21	0	2	M/P-CRESOL	5040.000	16800.000	U	R	16800.000	ug/kg
EP10 & EP12	7/26/21	2	4	M/P-CRESOL	6040.000	20100.000	U	R	20100.000	ug/kg
EP10 & EP12	7/15/21	0	2	MAGNESIUM	8420.000	29700.000			2890000.000	ug/kg
EP10 & EP12	7/26/21	2	4	MAGNESIUM	8060.000	28400.000			2760000.000	ug/kg
EP10 & EP12	7/15/21	0	2	MANGANESE	198.000	990.000		J	191000.000	ug/kg

Table C-4 236-H Concrete Sample Data

STATION	DATE	TOP DEPTH (in)	BOTTOM DEPTH (in)	ANALYTE	MDL	SQL	LAB QUAL.	REVIEW QUAL.	RESULT	UNITS
EP10 & EP12	7/26/21	2	4	MANGANESE	190.000	948.000			191000.000	ug/kg
EP10 & EP12	7/15/21	0	2	MERCURY	8.010	23.900	U	U	23.900	ug/kg
EP10 & EP12	7/26/21	2	4	MERCURY	7.550	22.500	U	U	22.500	ug/kg
EP10 & EP12	7/15/21	0	2	M-NITROANILINE	2040.000	6790.000	UJ	UJ	6790.000	ug/kg
EP10 & EP12	7/15/21	0	2	M-NITROANILINE	5040.000	16800.000	U	U	16800.000	ug/kg
EP10 & EP12	7/26/21	2	4	M-NITROANILINE	6040.000	20100.000	U	U	20100.000	ug/kg
EP10 & EP12	7/15/21	0	2	NAPHTHALENE	204.000	679.000	UJ	UJ	679.000	ug/kg
EP10 & EP12	7/15/21	0	2	NAPHTHALENE	504.000	1680.000	U	U	1680.000	ug/kg
EP10 & EP12	7/26/21	2	4	NAPHTHALENE	604.000	2010.000	U	R	2010.000	ug/kg
EP10 & EP12	7/15/21	0	2	N-DIOCTYL PHTHALATE	204.000	679.000	UJ	UJ	679.000	ug/kg
EP10 & EP12	7/15/21	0	2	N-DIOCTYL PHTHALATE	504.000	1680.000	U	U	1680.000	ug/kg
EP10 & EP12	7/26/21	2	4	N-DIOCTYL PHTHALATE	604.000	2010.000	U	U	2010.000	ug/kg
EP10 & EP12	7/15/21	0	2	NEPTUNIUM-237	0.058	0.116	U	U	0.002	pCi/g
EP10 & EP12	7/26/21	2	4	NEPTUNIUM-237	0.054	0.121	U	U	0.022	pCi/g
EP10 & EP12	7/15/21	0	2	NICKEL	149.000	495.000			3430.000	ug/kg
EP10 & EP12	7/26/21	2	4	NICKEL	142.000	474.000			3550.000	ug/kg
EP10 & EP12	7/15/21	0	2	NICKEL-59	5.140	17.400	U	U	2.820	pCi/g
EP10 & EP12	7/26/21	2	4	NICKEL-59	2.480	4.900	U	U	-0.402	pCi/g
EP10 & EP12	7/15/21	0	2	NICKEL-63	2.240	4.880	U	U	0.822	pCi/g
EP10 & EP12	7/26/21	2	4	NICKEL-63	2.300	4.940	U	U	-0.355	pCi/g
EP10 & EP12	7/15/21	0	2	NITROBENZENE	2040.000	6790.000	UJ	UJ	6790.000	ug/kg
EP10 & EP12	7/15/21	0	2	NITROBENZENE	5040.000	16800.000	U	U	16800.000	ug/kg
EP10 & EP12	7/26/21	2	4	NITROBENZENE	6040.000	20100.000	U	U	20100.000	ug/kg
EP10 & EP12	7/15/21	0	2	N-NITROSODIPHENYLAMINE+ DIPHENYLAMINE	5040.000	16800.000	U	U	16800.000	ug/kg
EP10 & EP12	7/15/21	0	2	N-NITROSODIPHENYLAMINE+ DIPHENYLAMINE	2040.000	6790.000	UJ	UJ	6790.000	ug/kg
EP10 & EP12	7/26/21	2	4	N-NITROSODIPHENYLAMINE+ DIPHENYLAMINE	6040.000	20100.000	U	U	20100.000	ug/kg
EP10 & EP12	7/15/21	0	2	N-NITROSODIPROPYLAMINE	2040.000	6790.000	UJ	UJ	6790.000	ug/kg
EP10 & EP12	7/15/21	0	2	N-NITROSODIPROPYLAMINE	5040.000	16800.000	U	U	16800.000	ug/kg
EP10 & EP12	7/26/21	2	4	N-NITROSODIPROPYLAMINE	6040.000	20100.000	U	U	20100.000	ug/kg
EP10 & EP12	7/15/21	0	2	NONVOLATILE BETA	1.800	4.920			22.100	pCi/g
EP10 & EP12	7/26/21	2	4	NONVOLATILE BETA	2.270	6.110			24.700	pCi/g
EP10 & EP12	7/15/21	0	2	O-CRESOL (2-METHYLPHENOL)	2040.000	6790.000	UJ	R	6790.000	ug/kg
EP10 & EP12	7/15/21	0	2	O-CRESOL (2-METHYLPHENOL)	5040.000	16800.000	U	R	16800.000	ug/kg
EP10 & EP12	7/26/21	2	4	O-CRESOL (2-METHYLPHENOL)	6040.000	20100.000	U	R	20100.000	ug/kg

Table C-4 236-H Concrete Sample Data

STATION	DATE	TOP DEPTH (in)	BOTTOM DEPTH (in)	ANALYTE	MDL	SQL	LAB QUAL.	REVIEW QUAL.	RESULT	UNITS
EP10 & EP12	7/15/21	0	2	P-CHLORO-M-CRESOL	2720.000	6790.000	UJ	R	6790.000	ug/kg
EP10 & EP12	7/15/21	0	2	P-CHLORO-M-CRESOL	6720.000	16800.000	U	R	16800.000	ug/kg
EP10 & EP12	7/26/21	2	4	P-CHLORO-M-CRESOL	8050.000	20100.000	U	R	20100.000	ug/kg
EP10 & EP12	7/15/21	0	2	PENTACHLOROPHENOL	2040.000	6790.000	UJ	R	6790.000	ug/kg
EP10 & EP12	7/15/21	0	2	PENTACHLOROPHENOL	5040.000	16800.000	U	R	16800.000	ug/kg
EP10 & EP12	7/26/21	2	4	PENTACHLOROPHENOL	6040.000	20100.000	U	R	20100.000	ug/kg
EP10 & EP12	7/15/21	0	2	PHENANTHRENE	504.000	1680.000	U	U	1680.000	ug/kg
EP10 & EP12	7/15/21	0	2	PHENANTHRENE	204.000	679.000	UJ	UJ	679.000	ug/kg
EP10 & EP12	7/26/21	2	4	PHENANTHRENE	604.000	2010.000	U	R	2010.000	ug/kg
EP10 & EP12	7/15/21	0	2	PHENOL	5040.000	16800.000	U	R	16800.000	ug/kg
EP10 & EP12	7/15/21	0	2	PHENOL	2040.000	6790.000	UJ	R	6790.000	ug/kg
EP10 & EP12	7/26/21	2	4	PHENOL	6040.000	20100.000	U	R	20100.000	ug/kg
EP10 & EP12	7/15/21	0	2	PLUTONIUM-238	0.669	1.460	U	U	0.216	pCi/g
EP10 & EP12	7/26/21	2	4	PLUTONIUM-238	0.351	0.835	U	U	0.145	pCi/g
EP10 & EP12	7/15/21	0	2	PLUTONIUM-239/240	0.766	1.510	U	U	0.050	pCi/g
EP10 & EP12	7/26/21	2	4	PLUTONIUM-239/240	0.448	0.730	U	U	-0.087	pCi/g
EP10 & EP12	7/15/21	0	2	PLUTONIUM-242	0.852	1.550	U	U	-0.123	pCi/g
EP10 & EP12	7/26/21	2	4	PLUTONIUM-242	0.557	0.871	U	U	-0.174	pCi/g
EP10 & EP12	7/15/21	0	2	P-NITROANILINE	5040.000	16800.000	U	U	16800.000	ug/kg
EP10 & EP12	7/15/21	0	2	P-NITROANILINE	2040.000	6790.000	UJ	UJ	6790.000	ug/kg
EP10 & EP12	7/26/21	2	4	P-NITROANILINE	6040.000	20100.000	U	U	20100.000	ug/kg
EP10 & EP12	7/15/21	0	2	POTASSIUM	6340.000	24800.000			707000.000	ug/kg
EP10 & EP12	7/26/21	2	4	POTASSIUM	6070.000	23700.000		J	776000.000	ug/kg
EP10 & EP12	7/15/21	0	2	POTASSIUM-40	0.491	3.110			13.800	pCi/g
EP10 & EP12	7/26/21	2	4	POTASSIUM-40	0.758	4.260			14.900	pCi/g
EP10 & EP12	7/15/21	0	2	PYRENE	504.000	1680.000	U	U	1680.000	ug/kg
EP10 & EP12	7/15/21	0	2	PYRENE	204.000	679.000	UJ	UJ	679.000	ug/kg
EP10 & EP12	7/26/21	2	4	PYRENE	604.000	2010.000	U	R	2010.000	ug/kg
EP10 & EP12	7/15/21	0	2	RADIUM-226	0.363	1.210			1.210	pCi/g
EP10 & EP12	7/26/21	2	4	RADIUM-226	0.554	1.540	J	J	1.230	pCi/g
EP10 & EP12	7/15/21	0	2	RADIUM-228	2.060	4.560	U	U	1.300	pCi/g
EP10 & EP12	7/26/21	2	4	RADIUM-228	2.200	4.820	U	U	1.110	pCi/g
EP10 & EP12	7/15/21	0	2	SELENIUM	495.000	2970.000	J	J	865.000	ug/kg
EP10 & EP12	7/26/21	2	4	SELENIUM	474.000	2840.000	J	J	496.000	ug/kg
EP10 & EP12	7/15/21	0	2	SILVER	99.000	495.000	U	U	495.000	ug/kg
EP10 & EP12	7/26/21	2	4	SILVER	94.800	474.000	U	U	474.000	ug/kg

Table C-4 236-H Concrete Sample Data

STATION	DATE	TOP DEPTH (in)	BOTTOM DEPTH (in)	ANALYTE	MDL	SQL	LAB QUAL.	REVIEW QUAL.	RESULT	UNITS
EP10 & EP12	7/15/21	0	2	SODIUM	6930.000	24800.000			334000.000	ug/kg
EP10 & EP12	7/26/21	2	4	SODIUM	6640.000	23700.000			344000.000	ug/kg
EP10 & EP12	7/15/21	0	2	STRONTIUM-90	1.890	4.130	U	U	0.999	pCi/g
EP10 & EP12	7/26/21	2	4	STRONTIUM-90	1.580	3.370	U	U	0.470	pCi/g
EP10 & EP12	7/15/21	0	2	TECHNETIUM-99	3.260	7.040	U	U	0.612	pCi/g
EP10 & EP12	7/26/21	2	4	TECHNETIUM-99	3.710	7.930	U	U	-0.397	pCi/g
EP10 & EP12	7/15/21	0	2	THALLIUM	495.000	1980.000	U	U	1980.000	ug/kg
EP10 & EP12	7/26/21	2	4	THALLIUM	474.000	1900.000	U	U	1900.000	ug/kg
EP10 & EP12	7/15/21	0	2	THORIUM-228	0.822	2.550	J	J	1.210	pCi/g
EP10 & EP12	7/26/21	2	4	THORIUM-228	0.904	3.160	J	J	1.960	pCi/g
EP10 & EP12	7/15/21	0	2	THORIUM-230	0.933	2.630	U	U	1.100	pCi/g
EP10 & EP12	7/26/21	2	4	THORIUM-230	1.120	3.110	J	J	1.330	pCi/g
EP10 & EP12	7/15/21	0	2	THORIUM-232	0.678	2.640	J	J	1.760	pCi/g
EP10 & EP12	7/26/21	2	4	THORIUM-232	0.816	2.220	U	U	0.643	pCi/g
EP10 & EP12	7/15/21	0	2	TRITIUM	4.040	9.200	J	J	5.700	pCi/g
EP10 & EP12	7/26/21	2	4	TRITIUM	4.050	9.010	U	U	3.550	pCi/g
EP10 & EP12	7/15/21	0	2	URANIUM-233/234	0.977	2.410	U	U	0.861	pCi/g
EP10 & EP12	7/26/21	2	4	URANIUM-233/234	1.360	3.190	U	U	0.886	pCi/g
EP10 & EP12	7/15/21	0	2	URANIUM-235	0.689	1.180	U	U	-0.081	pCi/g
EP10 & EP12	7/26/21	2	4	URANIUM-235	0.736	1.370	U	U	-0.037	pCi/g
EP10 & EP12	7/15/21	0	2	URANIUM-238	0.675	1.580	U	U	0.325	pCi/g
EP10 & EP12	7/26/21	2	4	URANIUM-238	0.918	2.630	J	J	1.190	pCi/g
EP10 & EP12	7/15/21	0	2	VANADIUM	99.000	495.000			8510.000	ug/kg
EP10 & EP12	7/26/21	2	4	VANADIUM	94.800	474.000			9730.000	ug/kg
EP10 & EP12	7/15/21	0	2	ZINC	396.000	1980.000			440000.000	ug/kg
EP10 & EP12	7/26/21	2	4	ZINC	379.000	1900.000		J	161000.000	ug/kg
NORTH-01	6/10/21	0	2	1,1'-BIPHENYL	2060.000	6870.000	U	U	6870.000	ug/kg
NORTH-01	6/14/21	2	4	1,1'-BIPHENYL	2020.000	6720.000	U	U	6720.000	ug/kg
NORTH-01	6/10/21	0	2	1,2,4,5-TETRACHLOROBENZENE	2060.000	6870.000	U	U	6870.000	ug/kg
NORTH-01	6/14/21	2	4	1,2,4,5-TETRACHLOROBENZENE	2020.000	6720.000	U	U	6720.000	ug/kg
NORTH-01	6/10/21	0	2	2,3,4,6-TETRACHLOROPHENOL	2060.000	6870.000	U	R	6870.000	ug/kg
NORTH-01	6/14/21	2	4	2,3,4,6-TETRACHLOROPHENOL	2020.000	6720.000	U	R	6720.000	ug/kg
NORTH-01	6/10/21	0	2	2,4,5-TRICHLOROPHENOL	2060.000	6870.000	U	R	6870.000	ug/kg
NORTH-01	6/14/21	2	4	2,4,5-TRICHLOROPHENOL	2020.000	6720.000	U	R	6720.000	ug/kg
NORTH-01	6/10/21	0	2	2,4,6-TRICHLOROPHENOL	2060.000	6870.000	U	R	6870.000	ug/kg
NORTH-01	6/14/21	2	4	2,4,6-TRICHLOROPHENOL	2020.000	6720.000	U	R	6720.000	ug/kg

Table C-4 236-H Concrete Sample Data

STATION	DATE	TOP DEPTH (in)	BOTTOM DEPTH (in)	ANALYTE	MDL	SQL	LAB QUAL.	REVIEW QUAL.	RESULT	UNITS
NORTH-01	6/10/21	0	2	2,4-DICHLOROPHENOL	2060.000	6870.000	U	R	6870.000	ug/kg
NORTH-01	6/14/21	2	4	2,4-DICHLOROPHENOL	2020.000	6720.000	U	R	6720.000	ug/kg
NORTH-01	6/10/21	0	2	2,4-DIMETHYLPHENOL	2060.000	6870.000	U	R	6870.000	ug/kg
NORTH-01	6/14/21	2	4	2,4-DIMETHYLPHENOL	2020.000	6720.000	U	R	6720.000	ug/kg
NORTH-01	6/10/21	0	2	2,4-DINITROPHENOL	2060.000	13700.000	U	R	13700.000	ug/kg
NORTH-01	6/14/21	2	4	2,4-DINITROPHENOL	2020.000	13400.000	U	R	13400.000	ug/kg
NORTH-01	6/10/21	0	2	2,4-DINITROTOLUENE	2060.000	6870.000	U	U	6870.000	ug/kg
NORTH-01	6/14/21	2	4	2,4-DINITROTOLUENE	2020.000	6720.000	U	U	6720.000	ug/kg
NORTH-01	6/10/21	0	2	2,6-DINITROTOLUENE	2060.000	6870.000	U	U	6870.000	ug/kg
NORTH-01	6/14/21	2	4	2,6-DINITROTOLUENE	2020.000	6720.000	U	U	6720.000	ug/kg
NORTH-01	6/10/21	0	2	2-CHLORONAPHTHALENE	206.000	687.000	U	R	687.000	ug/kg
NORTH-01	6/14/21	2	4	2-CHLORONAPHTHALENE	202.000	672.000	U	U	672.000	ug/kg
NORTH-01	6/10/21	0	2	2-CHLOROPHENOL	2060.000	6870.000	U	R	6870.000	ug/kg
NORTH-01	6/14/21	2	4	2-CHLOROPHENOL	2020.000	6720.000	U	R	6720.000	ug/kg
NORTH-01	6/10/21	0	2	2-METHYLNAPHTHALENE	206.000	687.000	U	R	687.000	ug/kg
NORTH-01	6/14/21	2	4	2-METHYLNAPHTHALENE	202.000	672.000	U	U	672.000	ug/kg
NORTH-01	6/10/21	0	2	2-NITROANILINE	2270.000	6870.000	U	U	6870.000	ug/kg
NORTH-01	6/14/21	2	4	2-NITROANILINE	2220.000	6720.000	U	U	6720.000	ug/kg
NORTH-01	6/10/21	0	2	2-NITROPHENOL	2060.000	6870.000	U	R	6870.000	ug/kg
NORTH-01	6/14/21	2	4	2-NITROPHENOL	2020.000	6720.000	U	R	6720.000	ug/kg
NORTH-01	6/10/21	0	2	3,3-DICHLOROBENZIDINE	2060.000	6870.000	U	U	6870.000	ug/kg
NORTH-01	6/14/21	2	4	3,3-DICHLOROBENZIDINE	2020.000	6720.000	U	U	6720.000	ug/kg
NORTH-01	6/10/21	0	2	4-BROMOPHENYL PHENYL ETHER	2060.000	6870.000	U	U	6870.000	ug/kg
NORTH-01	6/14/21	2	4	4-BROMOPHENYL PHENYL ETHER	2020.000	6720.000	U	U	6720.000	ug/kg
NORTH-01	6/10/21	0	2	4-CHLOROANILINE	2060.000	6870.000	U	U	6870.000	ug/kg
NORTH-01	6/14/21	2	4	4-CHLOROANILINE	2020.000	6720.000	U	U	6720.000	ug/kg
NORTH-01	6/10/21	0	2	4-CHLOROPHENYL PHENYL ETHER	2060.000	6870.000	U	U	6870.000	ug/kg
NORTH-01	6/14/21	2	4	4-CHLOROPHENYL PHENYL ETHER	2020.000	6720.000	U	U	6720.000	ug/kg
NORTH-01	6/10/21	0	2	4-NITROPHENOL	2060.000	6870.000	U	R	6870.000	ug/kg
NORTH-01	6/14/21	2	4	4-NITROPHENOL	2020.000	6720.000	U	R	6720.000	ug/kg
NORTH-01	6/10/21	0	2	ACENAPHTHENE	206.000	687.000	U	U	687.000	ug/kg
NORTH-01	6/14/21	2	4	ACENAPHTHENE	202.000	672.000	U	U	672.000	ug/kg
NORTH-01	6/10/21	0	2	ACENAPHTHYLENE	206.000	687.000	U	R	687.000	ug/kg
NORTH-01	6/14/21	2	4	ACENAPHTHYLENE	202.000	672.000	U	U	672.000	ug/kg
NORTH-01	6/10/21	0	2	ACETOPHENONE	2060.000	6870.000	U	U	6870.000	ug/kg
NORTH-01	6/14/21	2	4	ACETOPHENONE	2020.000	6720.000	U	U	6720.000	ug/kg

Table C-4 236-H Concrete Sample Data

STATION	DATE	TOP DEPTH (in)	BOTTOM DEPTH (in)	ANALYTE	MDL	SQL	LAB QUAL.	REVIEW QUAL.	RESULT	UNITS
NORTH-01	6/10/21	0	2	ACTINIUM-228	0.155	0.717			1.150	pCi/g
NORTH-01	6/14/21	2	4	ACTINIUM-228	0.176	0.704			1.740	pCi/g
NORTH-01	6/10/21	0	2	ALUMINUM	6910.000	20300.000			7810000.000	ug/kg
NORTH-01	6/14/21	2	4	ALUMINUM	6910.000	20300.000			7450000.000	ug/kg
NORTH-01	6/10/21	0	2	AMERICIUM-241	0.803	1.560	U	U	0.033	pCi/g
NORTH-01	6/14/21	2	4	AMERICIUM-241	0.873	1.620	U	U	-0.025	pCi/g
NORTH-01	6/10/21	0	2	AMERICIUM-243	0.815	1.630	U	U	0.082	pCi/g
NORTH-01	6/14/21	2	4	AMERICIUM-243	0.815	1.560	U	U	0.008	pCi/g
NORTH-01	6/10/21	0	2	ANTHRACENE	206.000	687.000	U	R	687.000	ug/kg
NORTH-01	6/14/21	2	4	ANTHRACENE	202.000	672.000	U	U	672.000	ug/kg
NORTH-01	6/10/21	0	2	ANTIMONY	335.000	2030.000	J	J	1540.000	ug/kg
NORTH-01	6/14/21	2	4	ANTIMONY	335.000	2030.000	J	J	1420.000	ug/kg
NORTH-01	6/10/21	0	2	AROCLOR 1016	1.140	3.430	U	U	3.430	ug/kg
NORTH-01	6/14/21	2	4	AROCLOR 1016	1.140	3.430	U	U	3.430	ug/kg
NORTH-01	6/10/21	0	2	AROCLOR 1221	1.140	3.430	U	U	3.430	ug/kg
NORTH-01	6/14/21	2	4	AROCLOR 1221	1.140	3.430	U	U	3.430	ug/kg
NORTH-01	6/10/21	0	2	AROCLOR 1232	1.140	3.430	U	U	3.430	ug/kg
NORTH-01	6/14/21	2	4	AROCLOR 1232	1.140	3.430	U	U	3.430	ug/kg
NORTH-01	6/10/21	0	2	AROCLOR 1242	1.140	3.430	U	U	3.430	ug/kg
NORTH-01	6/14/21	2	4	AROCLOR 1242	1.140	3.430	U	U	3.430	ug/kg
NORTH-01	6/10/21	0	2	AROCLOR 1248	1.140	3.430	U	U	3.430	ug/kg
NORTH-01	6/14/21	2	4	AROCLOR 1248	1.140	3.430	U	U	3.430	ug/kg
NORTH-01	6/10/21	0	2	AROCLOR 1254	1.140	3.430	U	U	3.430	ug/kg
NORTH-01	6/14/21	2	4	AROCLOR 1254	1.140	3.430	U	U	3.430	ug/kg
NORTH-01	6/10/21	0	2	AROCLOR 1260	1.140	3.430	U	U	3.430	ug/kg
NORTH-01	6/14/21	2	4	AROCLOR 1260	1.140	3.430	U	U	3.430	ug/kg
NORTH-01	6/10/21	0	2	ARSENIC	508.000	3050.000	J	J	1280.000	ug/kg
NORTH-01	6/14/21	2	4	ARSENIC	508.000	3050.000	J	J	649.000	ug/kg
NORTH-01	6/10/21	0	2	ATRAZINE	2750.000	6870.000	U	U	6870.000	ug/kg
NORTH-01	6/14/21	2	4	ATRAZINE	2690.000	6720.000	U	U	6720.000	ug/kg
NORTH-01	6/10/21	0	2	BARIUM	102.000	508.000			41600.000	ug/kg
NORTH-01	6/14/21	2	4	BARIUM	102.000	508.000			40800.000	ug/kg
NORTH-01	6/10/21	0	2	BENZALDEHYDE	2060.000	6870.000	U	U	6870.000	ug/kg
NORTH-01	6/14/21	2	4	BENZALDEHYDE	2020.000	6720.000	U	U	6720.000	ug/kg
NORTH-01	6/10/21	0	2	BENZO(G,H,I)PERYLENE	206.000	687.000	U	U	687.000	ug/kg
NORTH-01	6/14/21	2	4	BENZO(G,H,I)PERYLENE	202.000	672.000	U	U	672.000	ug/kg

Table C-4 236-H Concrete Sample Data

STATION	DATE	TOP DEPTH (in)	BOTTOM DEPTH (in)	ANALYTE	MDL	SQL	LAB QUAL.	REVIEW QUAL.	RESULT	UNITS
NORTH-01	6/10/21	0	2	BENZO[A]ANTHRACENE	206.000	687.000	U	R	687.000	ug/kg
NORTH-01	6/14/21	2	4	BENZO[A]ANTHRACENE	202.000	672.000	U	U	672.000	ug/kg
NORTH-01	6/10/21	0	2	BENZO[A]PYRENE	206.000	687.000	U	U	687.000	ug/kg
NORTH-01	6/14/21	2	4	BENZO[A]PYRENE	202.000	672.000	U	U	672.000	ug/kg
NORTH-01	6/10/21	0	2	BENZO[B]FLUORANTHENE	206.000	687.000	U	U	687.000	ug/kg
NORTH-01	6/14/21	2	4	BENZO[B]FLUORANTHENE	202.000	672.000	U	U	672.000	ug/kg
NORTH-01	6/10/21	0	2	BENZO[K]FLUORANTHENE	206.000	687.000	U	U	687.000	ug/kg
NORTH-01	6/14/21	2	4	BENZO[K]FLUORANTHENE	202.000	672.000	U	U	672.000	ug/kg
NORTH-01	6/10/21	0	2	BERYLLIUM	102.000	508.000	J	J	127.000	ug/kg
NORTH-01	6/14/21	2	4	BERYLLIUM	102.000	508.000	J	J	121.000	ug/kg
NORTH-01	6/10/21	0	2	BIS(2-CHLORO-1-METHYLETHYL)ETHER	2060.000	6870.000	U	U	6870.000	ug/kg
NORTH-01	6/14/21	2	4	BIS(2-CHLORO-1-METHYLETHYL)ETHER	2020.000	6720.000	U	U	6720.000	ug/kg
NORTH-01	6/10/21	0	2	BIS(2-CHLOROETHOXY)METHANE	2060.000	6870.000	U	U	6870.000	ug/kg
NORTH-01	6/14/21	2	4	BIS(2-CHLOROETHOXY)METHANE	2020.000	6720.000	U	U	6720.000	ug/kg
NORTH-01	6/10/21	0	2	BIS(2-CHLOROETHYL)ETHER	2060.000	6870.000	U	U	6870.000	ug/kg
NORTH-01	6/14/21	2	4	BIS(2-CHLOROETHYL)ETHER	2020.000	6720.000	U	U	6720.000	ug/kg
NORTH-01	6/10/21	0	2	BIS(2-ETHYLHEXYL)PHTHALATE (DEHP)	206.000	687.000			14100.000	ug/kg
NORTH-01	6/14/21	2	4	BIS(2-ETHYLHEXYL)PHTHALATE (DEHP)	202.000	672.000			11700.000	ug/kg
NORTH-01	6/10/21	0	2	BISMUTH-212	0.589	2.100	J	J	1.500	pCi/g
NORTH-01	6/14/21	2	4	BISMUTH-212	0.624	1.980	J	J	1.760	pCi/g
NORTH-01	6/10/21	0	2	BISMUTH-214	0.074	0.326			0.839	pCi/g
NORTH-01	6/14/21	2	4	BISMUTH-214	0.087	0.375			0.882	pCi/g
NORTH-01	6/10/21	0	2	BUTYL BENZYL PHTHALATE	206.000	687.000	U	R	687.000	ug/kg
NORTH-01	6/14/21	2	4	BUTYL BENZYL PHTHALATE	202.000	672.000	U	U	672.000	ug/kg
NORTH-01	6/10/21	0	2	CADMIUM	102.000	508.000	U	U	508.000	ug/kg
NORTH-01	6/14/21	2	4	CADMIUM	102.000	508.000	J	J	162.000	ug/kg
NORTH-01	6/10/21	0	2	CALCIUM	40600.000	127000.000			69500000.000	ug/kg
NORTH-01	6/14/21	2	4	CALCIUM	40700.000	127000.000			74800000.000	ug/kg
NORTH-01	6/10/21	0	2	CAPROLACTAM	2060.000	6870.000	U	U	6870.000	ug/kg
NORTH-01	6/14/21	2	4	CAPROLACTAM	2020.000	6720.000	U	UJ	6720.000	ug/kg
NORTH-01	6/10/21	0	2	CARBAZOLE	206.000	687.000	U	R	687.000	ug/kg
NORTH-01	6/14/21	2	4	CARBAZOLE	202.000	672.000	U	U	672.000	ug/kg
NORTH-01	6/10/21	0	2	CARBON-14	1.600	3.440	U	U	-0.569	pCi/g
NORTH-01	6/14/21	2	4	CARBON-14	1.590	3.410	U	U	-0.787	pCi/g
NORTH-01	6/10/21	0	2	CESIUM-137	0.045	0.092	U	U	0.013	pCi/g
NORTH-01	6/14/21	2	4	CESIUM-137	0.052	0.108	U	U	0.005	pCi/g

Table C-4 236-H Concrete Sample Data

STATION	DATE	TOP DEPTH (in)	BOTTOM DEPTH (in)	ANALYTE	MDL	SQL	LAB QUAL.	REVIEW QUAL.	RESULT	UNITS
NORTH-01	6/10/21	0	2	CHROMIUM	152.000	1020.000			13000.000	ug/kg
NORTH-01	6/14/21	2	4	CHROMIUM	152.000	1020.000			25500.000	ug/kg
NORTH-01	6/10/21	0	2	CHRYSENE	206.000	687.000	U	R	687.000	ug/kg
NORTH-01	6/14/21	2	4	CHRYSENE	202.000	672.000	U	U	672.000	ug/kg
NORTH-01	6/10/21	0	2	COBALT	152.000	508.000			5400.000	ug/kg
NORTH-01	6/14/21	2	4	COBALT	152.000	508.000			4330.000	ug/kg
NORTH-01	6/10/21	0	2	COBALT-60	0.043	0.093	U	U	-0.013	pCi/g
NORTH-01	6/14/21	2	4	COBALT-60	0.059	0.118	U	U	0.014	pCi/g
NORTH-01	6/10/21	0	2	COPPER	305.000	2030.000			18800.000	ug/kg
NORTH-01	6/14/21	2	4	COPPER	305.000	2030.000			13900.000	ug/kg
NORTH-01	6/10/21	0	2	CURIUM-242	0.317	0.743	U	U	0.000	pCi/g
NORTH-01	6/14/21	2	4	CURIUM-242	0.323	0.757	U	U	0.000	pCi/g
NORTH-01	6/10/21	0	2	CURIUM-243/244	0.827	1.930	U	U	0.418	pCi/g
NORTH-01	6/14/21	2	4	CURIUM-243/244	0.992	1.900	U	U	0.010	pCi/g
NORTH-01	6/10/21	0	2	CURIUM-245/246	0.542	1.190	U	U	0.086	pCi/g
NORTH-01	6/14/21	2	4	CURIUM-245/246	0.352	0.824	U	U	0.000	pCi/g
NORTH-01	6/10/21	0	2	DIBENZ[AH]ANTHRACENE	206.000	687.000	U	U	687.000	ug/kg
NORTH-01	6/14/21	2	4	DIBENZ[AH]ANTHRACENE	202.000	672.000	U	U	672.000	ug/kg
NORTH-01	6/10/21	0	2	DIBENZOFURAN	2060.000	6870.000	U	U	6870.000	ug/kg
NORTH-01	6/14/21	2	4	DIBENZOFURAN	2020.000	6720.000	U	U	6720.000	ug/kg
NORTH-01	6/10/21	0	2	DIETHYL PHTHALATE	206.000	687.000	U	U	687.000	ug/kg
NORTH-01	6/14/21	2	4	DIETHYL PHTHALATE	202.000	672.000	U	U	672.000	ug/kg
NORTH-01	6/10/21	0	2	DIMETHYL PHTHALATE	206.000	687.000	U	R	687.000	ug/kg
NORTH-01	6/14/21	2	4	DIMETHYL PHTHALATE	202.000	672.000	U	U	672.000	ug/kg
NORTH-01	6/10/21	0	2	DI-N-BUTYL PHTHALATE	206.000	687.000	U	U	687.000	ug/kg
NORTH-01	6/14/21	2	4	DI-N-BUTYL PHTHALATE	202.000	672.000	U	U	672.000	ug/kg
NORTH-01	6/10/21	0	2	DINITRO-O-CRESOL	2060.000	6870.000	U	R	6870.000	ug/kg
NORTH-01	6/14/21	2	4	DINITRO-O-CRESOL	2020.000	6720.000	U	R	6720.000	ug/kg
NORTH-01	6/10/21	0	2	EUROPIUM-154	0.156	0.329	U	U	-0.013	pCi/g
NORTH-01	6/14/21	2	4	EUROPIUM-154	0.176	0.418	U	U	0.055	pCi/g
NORTH-01	6/10/21	0	2	FLUORANTHENE	206.000	687.000	U	R	687.000	ug/kg
NORTH-01	6/14/21	2	4	FLUORANTHENE	202.000	672.000	U	U	672.000	ug/kg
NORTH-01	6/10/21	0	2	FLUORENE	206.000	687.000	U	R	687.000	ug/kg
NORTH-01	6/14/21	2	4	FLUORENE	202.000	672.000	U	U	672.000	ug/kg
NORTH-01	6/10/21	0	2	GROSS ALPHA	1.670	6.610			17.500	pCi/g
NORTH-01	6/14/21	2	4	GROSS ALPHA	1.740	6.300			16.800	pCi/g

Table C-4 236-H Concrete Sample Data

STATION	DATE	TOP DEPTH (in)	BOTTOM DEPTH (in)	ANALYTE	MDL	SQL	LAB QUAL.	REVIEW QUAL.	RESULT	UNITS
NORTH-01	6/10/21	0	2	HEXACHLOROBENZENE	2060.000	6870.000	U	U	6870.000	ug/kg
NORTH-01	6/14/21	2	4	HEXACHLOROBENZENE	2020.000	6720.000	U	U	6720.000	ug/kg
NORTH-01	6/10/21	0	2	HEXACHLOROBUTADIENE	2060.000	6870.000	U	U	6870.000	ug/kg
NORTH-01	6/14/21	2	4	HEXACHLOROBUTADIENE	2020.000	6720.000	U	U	6720.000	ug/kg
NORTH-01	6/10/21	0	2	HEXACHLOROCYCLOPENTADIENE	2060.000	6870.000	U	U	6870.000	ug/kg
NORTH-01	6/14/21	2	4	HEXACHLOROCYCLOPENTADIENE	2020.000	6720.000	U	U	6720.000	ug/kg
NORTH-01	6/10/21	0	2	HEXACHLOROETHANE	2060.000	6870.000	U	U	6870.000	ug/kg
NORTH-01	6/14/21	2	4	HEXACHLOROETHANE	2020.000	6720.000	U	U	6720.000	ug/kg
NORTH-01	6/10/21	0	2	INDENO[1,2,3-CD]PYRENE	206.000	687.000	U	U	687.000	ug/kg
NORTH-01	6/14/21	2	4	INDENO[1,2,3-CD]PYRENE	202.000	672.000	U	U	672.000	ug/kg
NORTH-01	6/10/21	0	2	IODINE-129	0.470	0.900	U	U	0.031	pCi/g
NORTH-01	6/14/21	2	4	IODINE-129	0.893	1.800	U	U	0.231	pCi/g
NORTH-01	6/10/21	0	2	IRON	8130.000	25400.000			12900000.000	ug/kg
NORTH-01	6/14/21	2	4	IRON	8130.000	25400.000			11600000.000	ug/kg
NORTH-01	6/10/21	0	2	ISOPHORONE	2060.000	6870.000	U	U	6870.000	ug/kg
NORTH-01	6/14/21	2	4	ISOPHORONE	2020.000	6720.000	U	U	6720.000	ug/kg
NORTH-01	6/10/21	0	2	LEAD	335.000	2030.000			3460.000	ug/kg
NORTH-01	6/14/21	2	4	LEAD	335.000	2030.000			3390.000	ug/kg
NORTH-01	6/10/21	0	2	LEAD-212	0.065	0.269			1.590	pCi/g
NORTH-01	6/14/21	2	4	LEAD-212	0.072	0.298			1.630	pCi/g
NORTH-01	6/10/21	0	2	LEAD-214	0.084	0.330			0.881	pCi/g
NORTH-01	6/14/21	2	4	LEAD-214	0.091	0.373			1.010	pCi/g
NORTH-01	6/10/21	0	2	M/P-CRESOL	2060.000	6870.000	U	R	6870.000	ug/kg
NORTH-01	6/14/21	2	4	M/P-CRESOL	2020.000	6720.000	U	R	6720.000	ug/kg
NORTH-01	6/10/21	0	2	MAGNESIUM	8640.000	30500.000			2630000.000	ug/kg
NORTH-01	6/14/21	2	4	MAGNESIUM	8640.000	30500.000			2240000.000	ug/kg
NORTH-01	6/10/21	0	2	MANGANESE	203.000	1020.000			199000.000	ug/kg
NORTH-01	6/14/21	2	4	MANGANESE	203.000	1020.000			163000.000	ug/kg
NORTH-01	6/10/21	0	2	MERCURY	8.090	24.200	J	J	12.600	ug/kg
NORTH-01	6/14/21	2	4	MERCURY	7.750	23.100	U	U	23.100	ug/kg
NORTH-01	6/10/21	0	2	M-NITROANILINE	2060.000	6870.000	U	U	6870.000	ug/kg
NORTH-01	6/14/21	2	4	M-NITROANILINE	2020.000	6720.000	U	U	6720.000	ug/kg
NORTH-01	6/10/21	0	2	NAPHTHALENE	206.000	687.000	U	R	687.000	ug/kg
NORTH-01	6/14/21	2	4	NAPHTHALENE	202.000	672.000	U	U	672.000	ug/kg
NORTH-01	6/10/21	0	2	N-DIOCTYL PHTHALATE	206.000	687.000	U	U	687.000	ug/kg
NORTH-01	6/14/21	2	4	N-DIOCTYL PHTHALATE	202.000	672.000	U	U	672.000	ug/kg

Table C-4 236-H Concrete Sample Data

STATION	DATE	TOP DEPTH (in)	BOTTOM DEPTH (in)	ANALYTE	MDL	SQL	LAB QUAL.	REVIEW QUAL.	RESULT	UNITS
NORTH-01	6/10/21	0	2	NEPTUNIUM-237	0.019	0.042	U	U	0.006	pCi/g
NORTH-01	6/14/21	2	4	NEPTUNIUM-237	0.035	0.070	U	U	-0.001	pCi/g
NORTH-01	6/10/21	0	2	NICKEL	152.000	508.000			5750.000	ug/kg
NORTH-01	6/14/21	2	4	NICKEL	152.000	508.000			11800.000	ug/kg
NORTH-01	6/10/21	0	2	NICKEL-59	2.780	5.960	U	U	-1.350	pCi/g
NORTH-01	6/14/21	2	4	NICKEL-59	2.450	5.090	U	U	-0.214	pCi/g
NORTH-01	6/10/21	0	2	NICKEL-63	2.670	5.710	U	U	-0.670	pCi/g
NORTH-01	6/14/21	2	4	NICKEL-63	2.750	5.850	U	U	-1.070	pCi/g
NORTH-01	6/10/21	0	2	NITROBENZENE	2060.000	6870.000	U	U	6870.000	ug/kg
NORTH-01	6/14/21	2	4	NITROBENZENE	2020.000	6720.000	U	U	6720.000	ug/kg
NORTH-01	6/10/21	0	2	N-NITROSODIPHENYLAMINE+ DIPHENYLAMINE	2060.000	6870.000	U	U	6870.000	ug/kg
NORTH-01	6/14/21	2	4	N-NITROSODIPHENYLAMINE+ DIPHENYLAMINE	2020.000	6720.000	U	U	6720.000	ug/kg
NORTH-01	6/10/21	0	2	N-NITROSODIPROPYLAMINE	2060.000	6870.000	U	U	6870.000	ug/kg
NORTH-01	6/14/21	2	4	N-NITROSODIPROPYLAMINE	2020.000	6720.000	U	U	6720.000	ug/kg
NORTH-01	6/10/21	0	2	NONVOLATILE BETA	2.130	5.870			26.100	pCi/g
NORTH-01	6/14/21	2	4	NONVOLATILE BETA	2.100	5.680			23.900	pCi/g
NORTH-01	6/10/21	0	2	O-CRESOL (2-METHYLPHENOL)	2060.000	6870.000	U	R	6870.000	ug/kg
NORTH-01	6/14/21	2	4	O-CRESOL (2-METHYLPHENOL)	2020.000	6720.000	U	R	6720.000	ug/kg
NORTH-01	6/10/21	0	2	P-CHLORO-M-CRESOL	2750.000	6870.000	U	R	6870.000	ug/kg
NORTH-01	6/14/21	2	4	P-CHLORO-M-CRESOL	2690.000	6720.000	U	R	6720.000	ug/kg
NORTH-01	6/10/21	0	2	PENTACHLOROPHENOL	2060.000	6870.000	U	R	6870.000	ug/kg
NORTH-01	6/14/21	2	4	PENTACHLOROPHENOL	2020.000	6720.000	U	R	6720.000	ug/kg
NORTH-01	6/10/21	0	2	PHENANTHRENE	206.000	687.000	U	R	687.000	ug/kg
NORTH-01	6/14/21	2	4	PHENANTHRENE	202.000	672.000	U	U	672.000	ug/kg
NORTH-01	6/10/21	0	2	PHENOL	2060.000	6870.000	U	R	6870.000	ug/kg
NORTH-01	6/14/21	2	4	PHENOL	2020.000	6720.000	U	R	6720.000	ug/kg
NORTH-01	6/10/21	0	2	PLUTONIUM-238	0.988	2.190	U	U	0.332	pCi/g
NORTH-01	6/14/21	2	4	PLUTONIUM-238	0.366	1.000	U	U	0.263	pCi/g
NORTH-01	6/10/21	0	2	PLUTONIUM-239/240	0.872	1.950	U	U	0.270	pCi/g
NORTH-01	6/14/21	2	4	PLUTONIUM-239/240	0.399	0.815	U	U	0.037	pCi/g
NORTH-01	6/10/21	0	2	PLUTONIUM-242	0.871	1.460	U	U	-0.127	pCi/g
NORTH-01	6/14/21	2	4	PLUTONIUM-242	0.474	0.794	U	U	-0.069	pCi/g
NORTH-01	6/10/21	0	2	P-NITROANILINE	2060.000	6870.000	U	U	6870.000	ug/kg
NORTH-01	6/14/21	2	4	P-NITROANILINE	2020.000	6720.000	U	U	6720.000	ug/kg
NORTH-01	6/10/21	0	2	POTASSIUM	6500.000	25400.000			3860000.000	ug/kg

Table C-4 236-H Concrete Sample Data

STATION	DATE	TOP DEPTH (in)	BOTTOM DEPTH (in)	ANALYTE	MDL	SQL	LAB QUAL.	REVIEW QUAL.	RESULT	UNITS
NORTH-01	6/14/21	2	4	POTASSIUM	6510.000	25400.000			2600000.000	ug/kg
NORTH-01	6/10/21	0	2	POTASSIUM-40	0.354	2.750			16.400	pCi/g
NORTH-01	6/14/21	2	4	POTASSIUM-40	0.448	3.010			17.000	pCi/g
NORTH-01	6/10/21	0	2	PYRENE	206.000	687.000	U	R	687.000	ug/kg
NORTH-01	6/14/21	2	4	PYRENE	202.000	672.000	U	U	672.000	ug/kg
NORTH-01	6/10/21	0	2	RADIUM-226	0.192	0.900			1.250	pCi/g
NORTH-01	6/14/21	2	4	RADIUM-226	0.364	1.180			1.210	pCi/g
NORTH-01	6/10/21	0	2	RADIUM-228	1.940	4.440	U	U	1.730	pCi/g
NORTH-01	6/14/21	2	4	RADIUM-228	1.820	4.540	J	J	3.260	pCi/g
NORTH-01	6/10/21	0	2	SELENIUM	508.000	3050.000	J	J	995.000	ug/kg
NORTH-01	6/14/21	2	4	SELENIUM	508.000	3050.000	U	U	3050.000	ug/kg
NORTH-01	6/10/21	0	2	SILVER	102.000	508.000	J	J	286.000	ug/kg
NORTH-01	6/14/21	2	4	SILVER	102.000	508.000	J	J	265.000	ug/kg
NORTH-01	6/10/21	0	2	SODIUM	7110.000	25400.000		J	896000.000	ug/kg
NORTH-01	6/14/21	2	4	SODIUM	7120.000	25400.000			494000.000	ug/kg
NORTH-01	6/10/21	0	2	STRONTIUM-90	1.800	4.120	U	U	1.780	pCi/g
NORTH-01	6/14/21	2	4	STRONTIUM-90	1.610	3.490	U	U	0.687	pCi/g
NORTH-01	6/10/21	0	2	TECHNETIUM-99	3.710	7.790	U	U	-2.320	pCi/g
NORTH-01	6/14/21	2	4	TECHNETIUM-99	3.890	8.130	U	U	-2.700	pCi/g
NORTH-01	6/10/21	0	2	THALLIUM	508.000	2030.000	U	U	2030.000	ug/kg
NORTH-01	6/14/21	2	4	THALLIUM	508.000	2030.000	U	U	2030.000	ug/kg
NORTH-01	6/10/21	0	2	THORIUM-228	0.713	2.200	J	J	1.460	pCi/g
NORTH-01	6/14/21	2	4	THORIUM-228	0.443	1.640	J	J	1.530	pCi/g
NORTH-01	6/10/21	0	2	THORIUM-230	0.655	1.890	U	U	0.982	pCi/g
NORTH-01	6/14/21	2	4	THORIUM-230	0.488	1.460	U	U	0.908	pCi/g
NORTH-01	6/10/21	0	2	THORIUM-232	0.489	1.720	J	J	1.110	pCi/g
NORTH-01	6/14/21	2	4	THORIUM-232	0.279	1.360	J	J	1.320	pCi/g
NORTH-01	6/10/21	0	2	TRITIUM	3.150	9.070			14.400	pCi/g
NORTH-01	6/14/21	2	4	TRITIUM	2.960	8.160			11.100	pCi/g
NORTH-01	6/10/21	0	2	URANIUM-233/234	0.626	1.680	J	J	0.817	pCi/g
NORTH-01	6/14/21	2	4	URANIUM-233/234	0.496	1.450	J	J	0.671	pCi/g
NORTH-01	6/10/21	0	2	URANIUM-235	0.507	0.963	U	U	0.003	pCi/g
NORTH-01	6/14/21	2	4	URANIUM-235	0.480	0.848	U	U	-0.042	pCi/g
NORTH-01	6/10/21	0	2	URANIUM-238	0.410	1.330	J	J	0.750	pCi/g
NORTH-01	6/14/21	2	4	URANIUM-238	0.388	1.310	J	J	0.667	pCi/g
NORTH-01	6/10/21	0	2	VANADIUM	102.000	508.000			23700.000	ug/kg

Table C-4 236-H Concrete Sample Data

STATION	DATE	TOP DEPTH (in)	BOTTOM DEPTH (in)	ANALYTE	MDL	SQL	LAB QUAL.	REVIEW QUAL.	RESULT	UNITS
NORTH-01	6/14/21	2	4	VANADIUM	102.000	508.000			22300.000	ug/kg
NORTH-01	6/10/21	0	2	ZINC	406.000	2030.000			35000.000	ug/kg
NORTH-01	6/14/21	2	4	ZINC	407.000	2030.000			48400.000	ug/kg
SOUTH-01	6/8/21	0	2	1,1'-BIPHENYL	2050.000	6830.000	U	U	6830.000	ug/kg
SOUTH-01	6/8/21	2	4	1,1'-BIPHENYL	2080.000	6920.000	U	U	6920.000	ug/kg
SOUTH-01	6/8/21	0	2	1,2,4,5-TETRACHLOROBENZENE	2050.000	6830.000	U	U	6830.000	ug/kg
SOUTH-01	6/8/21	2	4	1,2,4,5-TETRACHLOROBENZENE	2080.000	6920.000	U	U	6920.000	ug/kg
SOUTH-01	6/8/21	0	2	2,3,4,6-TETRACHLOROPHENOL	2050.000	6830.000	U	R	6830.000	ug/kg
SOUTH-01	6/8/21	2	4	2,3,4,6-TETRACHLOROPHENOL	2080.000	6920.000	U	R	6920.000	ug/kg
SOUTH-01	6/8/21	0	2	2,4,5-TRICHLOROPHENOL	2050.000	6830.000	U	R	6830.000	ug/kg
SOUTH-01	6/8/21	2	4	2,4,5-TRICHLOROPHENOL	2080.000	6920.000	U	R	6920.000	ug/kg
SOUTH-01	6/8/21	0	2	2,4,6-TRICHLOROPHENOL	2050.000	6830.000	U	R	6830.000	ug/kg
SOUTH-01	6/8/21	2	4	2,4,6-TRICHLOROPHENOL	2080.000	6920.000	U	R	6920.000	ug/kg
SOUTH-01	6/8/21	0	2	2,4-DICHLOROPHENOL	2050.000	6830.000	U	R	6830.000	ug/kg
SOUTH-01	6/8/21	2	4	2,4-DICHLOROPHENOL	2080.000	6920.000	U	R	6920.000	ug/kg
SOUTH-01	6/8/21	0	2	2,4-DIMETHYLPHENOL	2050.000	6830.000	U	R	6830.000	ug/kg
SOUTH-01	6/8/21	2	4	2,4-DIMETHYLPHENOL	2080.000	6920.000	U	R	6920.000	ug/kg
SOUTH-01	6/8/21	0	2	2,4-DINITROPHENOL	2050.000	13700.000	U	R	13700.000	ug/kg
SOUTH-01	6/8/21	2	4	2,4-DINITROPHENOL	2080.000	13800.000	U	R	13800.000	ug/kg
SOUTH-01	6/8/21	0	2	2,4-DINITROTOLUENE	2050.000	6830.000	U	U	6830.000	ug/kg
SOUTH-01	6/8/21	2	4	2,4-DINITROTOLUENE	2080.000	6920.000	U	U	6920.000	ug/kg
SOUTH-01	6/8/21	0	2	2,6-DINITROTOLUENE	2050.000	6830.000	U	U	6830.000	ug/kg
SOUTH-01	6/8/21	2	4	2,6-DINITROTOLUENE	2080.000	6920.000	U	U	6920.000	ug/kg
SOUTH-01	6/8/21	0	2	2-CHLORONAPHTHALENE	205.000	683.000	U	U	683.000	ug/kg
SOUTH-01	6/8/21	2	4	2-CHLORONAPHTHALENE	208.000	692.000	U	U	692.000	ug/kg
SOUTH-01	6/8/21	0	2	2-CHLOROPHENOL	2050.000	6830.000	U	R	6830.000	ug/kg
SOUTH-01	6/8/21	2	4	2-CHLOROPHENOL	2080.000	6920.000	U	R	6920.000	ug/kg
SOUTH-01	6/8/21	0	2	2-METHYLNAPHTHALENE	205.000	683.000	U	U	683.000	ug/kg
SOUTH-01	6/8/21	2	4	2-METHYLNAPHTHALENE	208.000	692.000	U	U	692.000	ug/kg
SOUTH-01	6/8/21	0	2	2-NITROANILINE	2250.000	6830.000	U	U	6830.000	ug/kg
SOUTH-01	6/8/21	2	4	2-NITROANILINE	2280.000	6920.000	U	U	6920.000	ug/kg
SOUTH-01	6/8/21	0	2	2-NITROPHENOL	2050.000	6830.000	U	R	6830.000	ug/kg
SOUTH-01	6/8/21	2	4	2-NITROPHENOL	2080.000	6920.000	U	R	6920.000	ug/kg
SOUTH-01	6/8/21	0	2	3,3-DICHLOROBENZIDINE	2050.000	6830.000	U	U	6830.000	ug/kg
SOUTH-01	6/8/21	2	4	3,3-DICHLOROBENZIDINE	2080.000	6920.000	U	U	6920.000	ug/kg
SOUTH-01	6/8/21	0	2	4-BROMOPHENYL PHENYL ETHER	2050.000	6830.000	U	U	6830.000	ug/kg

Table C-4 236-H Concrete Sample Data

STATION	DATE	TOP DEPTH (in)	BOTTOM DEPTH (in)	ANALYTE	MDL	SQL	LAB QUAL.	REVIEW QUAL.	RESULT	UNITS
SOUTH-01	6/8/21	2	4	4-BROMOPHENYL PHENYL ETHER	2080.000	6920.000	U	U	6920.000	ug/kg
SOUTH-01	6/8/21	0	2	4-CHLOROANILINE	2050.000	6830.000	U	U	6830.000	ug/kg
SOUTH-01	6/8/21	2	4	4-CHLOROANILINE	2080.000	6920.000	U	U	6920.000	ug/kg
SOUTH-01	6/8/21	0	2	4-CHLOROPHENYL PHENYL ETHER	2050.000	6830.000	U	U	6830.000	ug/kg
SOUTH-01	6/8/21	2	4	4-CHLOROPHENYL PHENYL ETHER	2080.000	6920.000	U	U	6920.000	ug/kg
SOUTH-01	6/8/21	0	2	4-NITROPHENOL	2050.000	6830.000	U	R	6830.000	ug/kg
SOUTH-01	6/8/21	2	4	4-NITROPHENOL	2080.000	6920.000	U	R	6920.000	ug/kg
SOUTH-01	6/8/21	0	2	ACENAPHTHENE	205.000	683.000	U	U	683.000	ug/kg
SOUTH-01	6/8/21	2	4	ACENAPHTHENE	208.000	692.000	U	U	692.000	ug/kg
SOUTH-01	6/8/21	0	2	ACENAPHTHYLENE	205.000	683.000	U	U	683.000	ug/kg
SOUTH-01	6/8/21	2	4	ACENAPHTHYLENE	208.000	692.000	U	U	692.000	ug/kg
SOUTH-01	6/8/21	0	2	ACETOPHENONE	2050.000	6830.000	U	U	6830.000	ug/kg
SOUTH-01	6/8/21	2	4	ACETOPHENONE	2080.000	6920.000	U	U	6920.000	ug/kg
SOUTH-01	6/8/21	0	2	ACTINIUM-228	0.159	0.665			1.330	pCi/g
SOUTH-01	6/8/21	2	4	ACTINIUM-228	0.185	0.829			1.170	pCi/g
SOUTH-01	6/8/21	0	2	ALUMINUM	6410.000	18900.000			6020000.000	ug/kg
SOUTH-01	6/8/21	2	4	ALUMINUM	6420.000	18900.000			6070000.000	ug/kg
SOUTH-01	6/8/21	0	2	AMERICIUM-241	2.230	4.350	U	U	0.090	pCi/g
SOUTH-01	6/8/21	2	4	AMERICIUM-241	0.991	3.250	U	U	0.661	pCi/g
SOUTH-01	6/8/21	0	2	AMERICIUM-243	1.740	3.880	U	U	0.539	pCi/g
SOUTH-01	6/8/21	2	4	AMERICIUM-243	1.150	2.090	U	U	-0.068	pCi/g
SOUTH-01	6/8/21	0	2	ANTHRACENE	205.000	683.000	U	U	683.000	ug/kg
SOUTH-01	6/8/21	2	4	ANTHRACENE	208.000	692.000	U	U	692.000	ug/kg
SOUTH-01	6/8/21	0	2	ANTIMONY	311.000	1890.000	J	J	2530.000	ug/kg
SOUTH-01	6/8/21	2	4	ANTIMONY	311.000	1890.000	J	J	1730.000	ug/kg
SOUTH-01	6/8/21	0	2	AROCLOR 1016	5.670	17.000	U	U	17.000	ug/kg
SOUTH-01	6/8/21	2	4	AROCLOR 1016	5.670	17.000	U	U	17.000	ug/kg
SOUTH-01	6/8/21	0	2	AROCLOR 1221	5.670	17.000	U	U	17.000	ug/kg
SOUTH-01	6/8/21	2	4	AROCLOR 1221	5.670	17.000	U	U	17.000	ug/kg
SOUTH-01	6/8/21	0	2	AROCLOR 1232	5.670	17.000	U	U	17.000	ug/kg
SOUTH-01	6/8/21	2	4	AROCLOR 1232	5.670	17.000	U	U	17.000	ug/kg
SOUTH-01	6/8/21	0	2	AROCLOR 1242	5.670	17.000	U	U	17.000	ug/kg
SOUTH-01	6/8/21	2	4	AROCLOR 1242	5.670	17.000	U	U	17.000	ug/kg
SOUTH-01	6/8/21	0	2	AROCLOR 1248	5.670	17.000	U	U	17.000	ug/kg
SOUTH-01	6/8/21	2	4	AROCLOR 1248	5.670	17.000	U	U	17.000	ug/kg
SOUTH-01	6/8/21	0	2	AROCLOR 1254	5.670	17.000	U	U	17.000	ug/kg

Table C-4 236-H Concrete Sample Data

STATION	DATE	TOP DEPTH (in)	BOTTOM DEPTH (in)	ANALYTE	MDL	SQL	LAB QUAL.	REVIEW QUAL.	RESULT	UNITS
SOUTH-01	6/8/21	2	4	AROCLOR 1254	5.670	17.000	U	U	17.000	ug/kg
SOUTH-01	6/8/21	0	2	AROCLOR 1260	5.670	17.000	U	U	17.000	ug/kg
SOUTH-01	6/8/21	2	4	AROCLOR 1260	5.670	17.000	J	J	8.930	ug/kg
SOUTH-01	6/8/21	0	2	ARSENIC	4710.000	28300.000	U	U	28300.000	ug/kg
SOUTH-01	6/8/21	2	4	ARSENIC	4720.000	28300.000	U	U	28300.000	ug/kg
SOUTH-01	6/8/21	0	2	ATRAZINE	2730.000	6830.000	U	U	6830.000	ug/kg
SOUTH-01	6/8/21	2	4	ATRAZINE	2770.000	6920.000	U	U	6920.000	ug/kg
SOUTH-01	6/8/21	0	2	BARIUM	94.300	471.000			36500.000	ug/kg
SOUTH-01	6/8/21	2	4	BARIUM	94.400	472.000			35500.000	ug/kg
SOUTH-01	6/8/21	0	2	BENZALDEHYDE	2050.000	6830.000	U	U	6830.000	ug/kg
SOUTH-01	6/8/21	2	4	BENZALDEHYDE	2080.000	6920.000	U	U	6920.000	ug/kg
SOUTH-01	6/8/21	0	2	BENZO(G,H,I)PERYLENE	205.000	683.000	U	U	683.000	ug/kg
SOUTH-01	6/8/21	2	4	BENZO(G,H,I)PERYLENE	208.000	692.000	U	U	692.000	ug/kg
SOUTH-01	6/8/21	0	2	BENZO[A]ANTHRACENE	205.000	683.000	U	U	683.000	ug/kg
SOUTH-01	6/8/21	2	4	BENZO[A]ANTHRACENE	208.000	692.000	U	U	692.000	ug/kg
SOUTH-01	6/8/21	0	2	BENZO[A]PYRENE	205.000	683.000	U	U	683.000	ug/kg
SOUTH-01	6/8/21	2	4	BENZO[A]PYRENE	208.000	692.000	U	U	692.000	ug/kg
SOUTH-01	6/8/21	0	2	BENZO[B]FLUORANTHENE	205.000	683.000	U	U	683.000	ug/kg
SOUTH-01	6/8/21	2	4	BENZO[B]FLUORANTHENE	208.000	692.000	U	U	692.000	ug/kg
SOUTH-01	6/8/21	0	2	BENZO[K]FLUORANTHENE	205.000	683.000	U	U	683.000	ug/kg
SOUTH-01	6/8/21	2	4	BENZO[K]FLUORANTHENE	208.000	692.000	U	U	692.000	ug/kg
SOUTH-01	6/8/21	0	2	BERYLLIUM	94.300	471.000			557.000	ug/kg
SOUTH-01	6/8/21	2	4	BERYLLIUM	94.400	472.000			619.000	ug/kg
SOUTH-01	6/8/21	0	2	BIS(2-CHLORO-1-METHYLETHYL)ETHER	2050.000	6830.000	U	U	6830.000	ug/kg
SOUTH-01	6/8/21	2	4	BIS(2-CHLORO-1-METHYLETHYL)ETHER	2080.000	6920.000	U	U	6920.000	ug/kg
SOUTH-01	6/8/21	0	2	BIS(2-CHLOROETHOXY)METHANE	2050.000	6830.000	U	U	6830.000	ug/kg
SOUTH-01	6/8/21	2	4	BIS(2-CHLOROETHOXY)METHANE	2080.000	6920.000	U	U	6920.000	ug/kg
SOUTH-01	6/8/21	0	2	BIS(2-CHLOROETHYL)ETHER	2050.000	6830.000	U	U	6830.000	ug/kg
SOUTH-01	6/8/21	2	4	BIS(2-CHLOROETHYL)ETHER	2080.000	6920.000	U	U	6920.000	ug/kg
SOUTH-01	6/8/21	0	2	BIS(2-ETHYLHEXYL)PHTHALATE (DEHP)	205.000	683.000			39800.000	ug/kg
SOUTH-01	6/8/21	2	4	BIS(2-ETHYLHEXYL)PHTHALATE (DEHP)	208.000	692.000			26300.000	ug/kg
SOUTH-01	6/8/21	0	2	BISMUTH-212	0.685	2.190	J	J	1.730	pCi/g
SOUTH-01	6/8/21	2	4	BISMUTH-212	0.615	2.550	R	R	0.888	pCi/g
SOUTH-01	6/8/21	0	2	BISMUTH-214	0.073	0.375			1.020	pCi/g
SOUTH-01	6/8/21	2	4	BISMUTH-214	0.086	0.336			0.780	pCi/g
SOUTH-01	6/8/21	0	2	BUTYL BENZYL PHTHALATE	205.000	683.000	U	U	683.000	ug/kg

Table C-4 236-H Concrete Sample Data

STATION	DATE	TOP DEPTH (in)	BOTTOM DEPTH (in)	ANALYTE	MDL	SQL	LAB QUAL.	REVIEW QUAL.	RESULT	UNITS
SOUTH-01	6/8/21	2	4	BUTYL BENZYL PHTHALATE	208.000	692.000	U	U	692.000	ug/kg
SOUTH-01	6/8/21	0	2	CADMIUM	94.300	471.000	J	J	253.000	ug/kg
SOUTH-01	6/8/21	2	4	CADMIUM	94.400	472.000	J	J	139.000	ug/kg
SOUTH-01	6/8/21	0	2	CALCIUM	75400.000	236000.000			66000000.000	ug/kg
SOUTH-01	6/8/21	2	4	CALCIUM	75500.000	236000.000			67600000.000	ug/kg
SOUTH-01	6/8/21	0	2	CAPROLACTAM	2050.000	6830.000	U	U	6830.000	ug/kg
SOUTH-01	6/8/21	2	4	CAPROLACTAM	2080.000	6920.000	U	U	6920.000	ug/kg
SOUTH-01	6/8/21	0	2	CARBAZOLE	205.000	683.000	U	U	683.000	ug/kg
SOUTH-01	6/8/21	2	4	CARBAZOLE	208.000	692.000	U	U	692.000	ug/kg
SOUTH-01	6/8/21	0	2	CARBON-14	1.410	3.150	J	J	1.950	pCi/g
SOUTH-01	6/8/21	2	4	CARBON-14	1.440	3.190	J	J	1.490	pCi/g
SOUTH-01	6/8/21	0	2	CESIUM-137	0.044	0.112	R	R	0.055	pCi/g
SOUTH-01	6/8/21	2	4	CESIUM-137	0.056	0.113	U	U	0.035	pCi/g
SOUTH-01	6/8/21	0	2	CHROMIUM	141.000	943.000			15000.000	ug/kg
SOUTH-01	6/8/21	2	4	CHROMIUM	142.000	944.000			11900.000	ug/kg
SOUTH-01	6/8/21	0	2	CHRYSENE	205.000	683.000	U	U	683.000	ug/kg
SOUTH-01	6/8/21	2	4	CHRYSENE	208.000	692.000	U	U	692.000	ug/kg
SOUTH-01	6/8/21	0	2	COBALT	141.000	471.000			3770.000	ug/kg
SOUTH-01	6/8/21	2	4	COBALT	142.000	472.000			5440.000	ug/kg
SOUTH-01	6/8/21	0	2	COBALT-60	0.049	0.099	U	U	0.000	pCi/g
SOUTH-01	6/8/21	2	4	COBALT-60	0.060	0.116	U	U	0.017	pCi/g
SOUTH-01	6/8/21	0	2	COPPER	283.000	1890.000			17200.000	ug/kg
SOUTH-01	6/8/21	2	4	COPPER	283.000	1890.000			44600.000	ug/kg
SOUTH-01	6/8/21	0	2	CURIUM-242	0.880	2.530	U	U	0.293	pCi/g
SOUTH-01	6/8/21	2	4	CURIUM-242	0.826	1.810	U	U	0.131	pCi/g
SOUTH-01	6/8/21	0	2	CURIUM-243/244	0.737	1.730	U	U	0.000	pCi/g
SOUTH-01	6/8/21	2	4	CURIUM-243/244	1.990	3.410	U	U	-0.235	pCi/g
SOUTH-01	6/8/21	0	2	CURIUM-245/246	1.470	3.220	U	U	0.233	pCi/g
SOUTH-01	6/8/21	2	4	CURIUM-245/246	0.541	1.270	U	U	0.000	pCi/g
SOUTH-01	6/8/21	0	2	DIBENZ[AH]ANTHRACENE	205.000	683.000	U	U	683.000	ug/kg
SOUTH-01	6/8/21	2	4	DIBENZ[AH]ANTHRACENE	208.000	692.000	U	U	692.000	ug/kg
SOUTH-01	6/8/21	0	2	DIBENZOFURAN	2050.000	6830.000	U	U	6830.000	ug/kg
SOUTH-01	6/8/21	2	4	DIBENZOFURAN	2080.000	6920.000	U	U	6920.000	ug/kg
SOUTH-01	6/8/21	0	2	DIETHYL PHTHALATE	205.000	683.000	U	U	683.000	ug/kg
SOUTH-01	6/8/21	2	4	DIETHYL PHTHALATE	208.000	692.000	U	U	692.000	ug/kg
SOUTH-01	6/8/21	0	2	DIMETHYL PHTHALATE	205.000	683.000	U	U	683.000	ug/kg

Table C-4 236-H Concrete Sample Data

STATION	DATE	TOP DEPTH (in)	BOTTOM DEPTH (in)	ANALYTE	MDL	SQL	LAB QUAL.	REVIEW QUAL.	RESULT	UNITS
SOUTH-01	6/8/21	2	4	DIMETHYL PHTHALATE	208.000	692.000	U	U	692.000	ug/kg
SOUTH-01	6/8/21	0	2	DI-N-BUTYL PHTHALATE	205.000	683.000	U	U	683.000	ug/kg
SOUTH-01	6/8/21	2	4	DI-N-BUTYL PHTHALATE	208.000	692.000	U	U	692.000	ug/kg
SOUTH-01	6/8/21	0	2	DINITRO-O-CRESOL	2050.000	6830.000	U	R	6830.000	ug/kg
SOUTH-01	6/8/21	2	4	DINITRO-O-CRESOL	2080.000	6920.000	U	R	6920.000	ug/kg
SOUTH-01	6/8/21	0	2	EUROPIUM-154	0.148	0.300	U	U	0.012	pCi/g
SOUTH-01	6/8/21	2	4	EUROPIUM-154	0.141	0.304	U	U	-0.069	pCi/g
SOUTH-01	6/8/21	0	2	FLUORANTHENE	205.000	683.000	U	U	683.000	ug/kg
SOUTH-01	6/8/21	2	4	FLUORANTHENE	208.000	692.000	U	U	692.000	ug/kg
SOUTH-01	6/8/21	0	2	FLUORENE	205.000	683.000	U	U	683.000	ug/kg
SOUTH-01	6/8/21	2	4	FLUORENE	208.000	692.000	U	U	692.000	ug/kg
SOUTH-01	6/8/21	0	2	GROSS ALPHA	1.840	5.320			10.800	pCi/g
SOUTH-01	6/8/21	2	4	GROSS ALPHA	1.310	4.730			12.200	pCi/g
SOUTH-01	6/8/21	0	2	HEXACHLOROBENZENE	2050.000	6830.000	U	U	6830.000	ug/kg
SOUTH-01	6/8/21	2	4	HEXACHLOROBENZENE	2080.000	6920.000	U	U	6920.000	ug/kg
SOUTH-01	6/8/21	0	2	HEXACHLOROBUTADIENE	2050.000	6830.000	U	U	6830.000	ug/kg
SOUTH-01	6/8/21	2	4	HEXACHLOROBUTADIENE	2080.000	6920.000	U	U	6920.000	ug/kg
SOUTH-01	6/8/21	0	2	HEXACHLOROCYCLOPENTADIENE	2050.000	6830.000	U	U	6830.000	ug/kg
SOUTH-01	6/8/21	2	4	HEXACHLOROCYCLOPENTADIENE	2080.000	6920.000	U	U	6920.000	ug/kg
SOUTH-01	6/8/21	0	2	HEXACHLOROETHANE	2050.000	6830.000	U	U	6830.000	ug/kg
SOUTH-01	6/8/21	2	4	HEXACHLOROETHANE	2080.000	6920.000	U	U	6920.000	ug/kg
SOUTH-01	6/8/21	0	2	INDENO[1,2,3-CD]PYRENE	205.000	683.000	U	U	683.000	ug/kg
SOUTH-01	6/8/21	2	4	INDENO[1,2,3-CD]PYRENE	208.000	692.000	U	U	692.000	ug/kg
SOUTH-01	6/8/21	0	2	IODINE-129	0.447	0.907	U	U	-0.048	pCi/g
SOUTH-01	6/8/21	2	4	IODINE-129	0.619	1.280	U	U	-0.042	pCi/g
SOUTH-01	6/8/21	0	2	IRON	7540.000	23600.000			8870000.000	ug/kg
SOUTH-01	6/8/21	2	4	IRON	7550.000	23600.000			8980000.000	ug/kg
SOUTH-01	6/8/21	0	2	ISOPHORONE	2050.000	6830.000	U	U	6830.000	ug/kg
SOUTH-01	6/8/21	2	4	ISOPHORONE	2080.000	6920.000	U	U	6920.000	ug/kg
SOUTH-01	6/8/21	0	2	LEAD	311.000	1890.000			5440.000	ug/kg
SOUTH-01	6/8/21	2	4	LEAD	311.000	1890.000			3550.000	ug/kg
SOUTH-01	6/8/21	0	2	LEAD-212	0.054	0.248			1.480	pCi/g
SOUTH-01	6/8/21	2	4	LEAD-212	0.078	0.308			1.210	pCi/g
SOUTH-01	6/8/21	0	2	LEAD-214	0.225	0.455			1.170	pCi/g
SOUTH-01	6/8/21	2	4	LEAD-214	0.242	0.560			1.000	pCi/g
SOUTH-01	6/8/21	0	2	M/P-CRESOL	2050.000	6830.000	U	R	6830.000	ug/kg

Table C-4 236-H Concrete Sample Data

STATION	DATE	TOP DEPTH (in)	BOTTOM DEPTH (in)	ANALYTE	MDL	SQL	LAB QUAL.	REVIEW QUAL.	RESULT	UNITS
SOUTH-01	6/8/21	2	4	M/P-CRESOL	2080.000	6920.000	U	R	6920.000	ug/kg
SOUTH-01	6/8/21	0	2	MAGNESIUM	8010.000	28300.000			2940000.000	ug/kg
SOUTH-01	6/8/21	2	4	MAGNESIUM	8020.000	28300.000			2910000.000	ug/kg
SOUTH-01	6/8/21	0	2	MANGANESE	189.000	943.000			166000.000	ug/kg
SOUTH-01	6/8/21	2	4	MANGANESE	189.000	944.000			198000.000	ug/kg
SOUTH-01	6/8/21	0	2	MERCURY	7.120	21.300		J	196.000	ug/kg
SOUTH-01	6/8/21	2	4	MERCURY	7.660	22.900			863.000	ug/kg
SOUTH-01	6/8/21	0	2	M-NITROANILINE	2050.000	6830.000	U	U	6830.000	ug/kg
SOUTH-01	6/8/21	2	4	M-NITROANILINE	2080.000	6920.000	U	U	6920.000	ug/kg
SOUTH-01	6/8/21	0	2	NAPHTHALENE	205.000	683.000	U	U	683.000	ug/kg
SOUTH-01	6/8/21	2	4	NAPHTHALENE	208.000	692.000	U	U	692.000	ug/kg
SOUTH-01	6/8/21	0	2	N-DIOCTYL PHTHALATE	205.000	683.000	U	U	683.000	ug/kg
SOUTH-01	6/8/21	2	4	N-DIOCTYL PHTHALATE	208.000	692.000	U	U	692.000	ug/kg
SOUTH-01	6/8/21	0	2	NEPTUNIUM-237	0.044	0.078	U	U	-0.008	pCi/g
SOUTH-01	6/8/21	2	4	NEPTUNIUM-237	0.045	0.078	U	U	-0.010	pCi/g
SOUTH-01	6/8/21	0	2	NICKEL	141.000	471.000			11800.000	ug/kg
SOUTH-01	6/8/21	2	4	NICKEL	142.000	472.000			4470.000	ug/kg
SOUTH-01	6/8/21	0	2	NICKEL-59	2.800	8.580	U	U	2.200	pCi/g
SOUTH-01	6/8/21	2	4	NICKEL-59	2.050	3.580	U	U	0.396	pCi/g
SOUTH-01	6/8/21	0	2	NICKEL-63	2.050	4.450	U	U	0.635	pCi/g
SOUTH-01	6/8/21	2	4	NICKEL-63	2.070	4.450	U	U	-0.011	pCi/g
SOUTH-01	6/8/21	0	2	NITROBENZENE	2050.000	6830.000	U	U	6830.000	ug/kg
SOUTH-01	6/8/21	2	4	NITROBENZENE	2080.000	6920.000	U	U	6920.000	ug/kg
SOUTH-01	6/8/21	0	2	N-NITROSODIPHENYLAMINE+DIPHENYLAMINE	2050.000	6830.000	U	U	6830.000	ug/kg
SOUTH-01	6/8/21	2	4	N-NITROSODIPHENYLAMINE+DIPHENYLAMINE	2080.000	6920.000	U	U	6920.000	ug/kg
SOUTH-01	6/8/21	0	2	N-NITROSODIPROPYLAMINE	2050.000	6830.000	U	U	6830.000	ug/kg
SOUTH-01	6/8/21	2	4	N-NITROSODIPROPYLAMINE	2080.000	6920.000	U	U	6920.000	ug/kg
SOUTH-01	6/8/21	0	2	NONVOLATILE BETA	1.510	4.430			21.100	pCi/g
SOUTH-01	6/8/21	2	4	NONVOLATILE BETA	1.540	4.420			20.200	pCi/g
SOUTH-01	6/8/21	0	2	O-CRESOL (2-METHYLPHENOL)	2050.000	6830.000	U	R	6830.000	ug/kg
SOUTH-01	6/8/21	2	4	O-CRESOL (2-METHYLPHENOL)	2080.000	6920.000	U	R	6920.000	ug/kg
SOUTH-01	6/8/21	0	2	P-CHLORO-M-CRESOL	2730.000	6830.000	U	R	6830.000	ug/kg
SOUTH-01	6/8/21	2	4	P-CHLORO-M-CRESOL	2770.000	6920.000	U	R	6920.000	ug/kg

Table C-4 236-H Concrete Sample Data

STATION	DATE	TOP DEPTH (in)	BOTTOM DEPTH (in)	ANALYTE	MDL	SQL	LAB QUAL.	REVIEW QUAL.	RESULT	UNITS
SOUTH-01	6/8/21	0	2	PENTACHLOROPHENOL	2050.000	6830.000	U	R	6830.000	ug/kg
SOUTH-01	6/8/21	2	4	PENTACHLOROPHENOL	2080.000	6920.000	U	R	6920.000	ug/kg
SOUTH-01	6/8/21	0	2	PHENANTHRENE	205.000	683.000	U	U	683.000	ug/kg
SOUTH-01	6/8/21	2	4	PHENANTHRENE	208.000	692.000	U	U	692.000	ug/kg
SOUTH-01	6/8/21	0	2	PHENOL	2050.000	6830.000	U	R	6830.000	ug/kg
SOUTH-01	6/8/21	2	4	PHENOL	2080.000	6920.000	U	R	6920.000	ug/kg
SOUTH-01	6/8/21	0	2	PLUTONIUM-238	0.626	1.250	U	U	0.055	pCi/g
SOUTH-01	6/8/21	2	4	PLUTONIUM-238	0.432	0.886	U	U	0.060	pCi/g
SOUTH-01	6/8/21	0	2	PLUTONIUM-239/240	0.487	0.815	U	U	-0.071	pCi/g
SOUTH-01	6/8/21	2	4	PLUTONIUM-239/240	0.496	0.890	U	U	-0.044	pCi/g
SOUTH-01	6/8/21	0	2	PLUTONIUM-242	0.661	1.220	U	U	-0.047	pCi/g
SOUTH-01	6/8/21	2	4	PLUTONIUM-242	0.495	0.961	U	U	0.021	pCi/g
SOUTH-01	6/8/21	0	2	P-NITROANILINE	2050.000	6830.000	U	U	6830.000	ug/kg
SOUTH-01	6/8/21	2	4	P-NITROANILINE	2080.000	6920.000	U	U	6920.000	ug/kg
SOUTH-01	6/8/21	0	2	POTASSIUM	6030.000	23600.000		J	1860000.000	ug/kg
SOUTH-01	6/8/21	2	4	POTASSIUM	6040.000	23600.000			1430000.000	ug/kg
SOUTH-01	6/8/21	0	2	POTASSIUM-40	0.378	2.920			17.400	pCi/g
SOUTH-01	6/8/21	2	4	POTASSIUM-40	0.529	3.250			15.800	pCi/g
SOUTH-01	6/8/21	0	2	PYRENE	205.000	683.000	U	U	683.000	ug/kg
SOUTH-01	6/8/21	2	4	PYRENE	208.000	692.000	U	U	692.000	ug/kg
SOUTH-01	6/8/21	0	2	RADIUM-226	0.296	0.900	J	J	0.648	pCi/g
SOUTH-01	6/8/21	2	4	RADIUM-226	0.502	1.450	J	J	1.260	pCi/g
SOUTH-01	6/8/21	0	2	RADIUM-228	0.800	1.740	U	U	0.361	pCi/g
SOUTH-01	6/8/21	2	4	RADIUM-228	0.691	1.620	J	J	0.722	pCi/g
SOUTH-01	6/8/21	0	2	SELENIUM	4710.000	28300.000	J	J	7050.000	ug/kg
SOUTH-01	6/8/21	2	4	SELENIUM	4720.000	28300.000	J	J	9000.000	ug/kg
SOUTH-01	6/8/21	0	2	SILVER	943.000	4710.000	U	U	4710.000	ug/kg
SOUTH-01	6/8/21	2	4	SILVER	944.000	4720.000	J	J	978.000	ug/kg
SOUTH-01	6/8/21	0	2	SODIUM	6600.000	23600.000		J	666000.000	ug/kg
SOUTH-01	6/8/21	2	4	SODIUM	6610.000	23600.000			582000.000	ug/kg
SOUTH-01	6/8/21	0	2	STRONTIUM-90	1.940	4.320	U	U	1.380	pCi/g
SOUTH-01	6/8/21	2	4	STRONTIUM-90	1.610	3.520	U	U	0.770	pCi/g
SOUTH-01	6/8/21	0	2	TECHNETIUM-99	3.870	8.330	U	U	-0.052	pCi/g
SOUTH-01	6/8/21	2	4	TECHNETIUM-99	4.050	8.630	U	U	-1.040	pCi/g
SOUTH-01	6/8/21	0	2	THALLIUM	4710.000	18900.000	U	U	18900.000	ug/kg
SOUTH-01	6/8/21	2	4	THALLIUM	4720.000	18900.000	U	U	18900.000	ug/kg

Table C-4 236-H Concrete Sample Data

STATION	DATE	TOP DEPTH (in)	BOTTOM DEPTH (in)	ANALYTE	MDL	SQL	LAB QUAL.	REVIEW QUAL.	RESULT	UNITS
SOUTH-01	6/8/21	0	2	THORIUM-228	1.260	3.190	U	U	1.100	pCi/g
SOUTH-01	6/8/21	2	4	THORIUM-228	0.607	2.020	J	J	1.430	pCi/g
SOUTH-01	6/8/21	0	2	THORIUM-230	1.270	2.580	U	U	0.176	pCi/g
SOUTH-01	6/8/21	2	4	THORIUM-230	0.680	1.740	U	U	0.625	pCi/g
SOUTH-01	6/8/21	0	2	THORIUM-232	0.537	2.390	J	J	1.410	pCi/g
SOUTH-01	6/8/21	2	4	THORIUM-232	0.391	1.770	J	J	1.510	pCi/g
SOUTH-01	6/8/21	0	2	TRITIUM	4.540	198.000			39800.000	pCi/g
SOUTH-01	6/8/21	2	4	TRITIUM	4.520	195.000			38900.000	pCi/g
SOUTH-01	6/8/21	0	2	URANIUM-233/234	0.512	1.410	J	J	0.678	pCi/g
SOUTH-01	6/8/21	2	4	URANIUM-233/234	1.020	3.060	J	J	1.510	pCi/g
SOUTH-01	6/8/21	0	2	URANIUM-235	0.334	0.888	U	U	0.192	pCi/g
SOUTH-01	6/8/21	2	4	URANIUM-235	0.845	1.850	U	U	0.134	pCi/g
SOUTH-01	6/8/21	0	2	URANIUM-238	0.371	1.320	J	J	0.904	pCi/g
SOUTH-01	6/8/21	2	4	URANIUM-238	0.683	2.460	J	J	1.250	pCi/g
SOUTH-01	6/8/21	0	2	VANADIUM	94.300	471.000			10800.000	ug/kg
SOUTH-01	6/8/21	2	4	VANADIUM	94.400	472.000			11900.000	ug/kg
SOUTH-01	6/8/21	0	2	ZINC	3770.000	18900.000			76300.000	ug/kg
SOUTH-01	6/8/21	2	4	ZINC	3770.000	18900.000			103000.000	ug/kg
WP-EP13 & BP-40G	6/2/21	0	2	1,1'-BIPHENYL	2060.000	6850.000	U	U	6850.000	ug/kg
WP-EP13 & BP-40G	6/3/21	2	4	1,1'-BIPHENYL	2040.000	6800.000	U	U	6800.000	ug/kg
WP-EP13 & BP-40G	6/2/21	0	2	1,2,4,5-TETRACHLOROBENZENE	2060.000	6850.000	U	U	6850.000	ug/kg
WP-EP13 & BP-40G	6/3/21	2	4	1,2,4,5-TETRACHLOROBENZENE	2040.000	6800.000	U	U	6800.000	ug/kg
WP-EP13 & BP-40G	6/2/21	0	2	2,3,4,6-TETRACHLOROPHENOL	2060.000	6850.000	U	R	6850.000	ug/kg
WP-EP13 & BP-40G	6/3/21	2	4	2,3,4,6-TETRACHLOROPHENOL	2040.000	6800.000	U	R	6800.000	ug/kg
WP-EP13 & BP-40G	6/2/21	0	2	2,4,5-TRICHLOROPHENOL	2060.000	6850.000	U	R	6850.000	ug/kg
WP-EP13 & BP-40G	6/3/21	2	4	2,4,5-TRICHLOROPHENOL	2040.000	6800.000	U	R	6800.000	ug/kg
WP-EP13 & BP-40G	6/2/21	0	2	2,4,6-TRICHLOROPHENOL	2060.000	6850.000	U	R	6850.000	ug/kg
WP-EP13 & BP-40G	6/3/21	2	4	2,4,6-TRICHLOROPHENOL	2040.000	6800.000	U	R	6800.000	ug/kg
WP-EP13 & BP-40G	6/2/21	0	2	2,4-DICHLOROPHENOL	2060.000	6850.000	U	R	6850.000	ug/kg
WP-EP13 & BP-40G	6/3/21	2	4	2,4-DICHLOROPHENOL	2040.000	6800.000	U	R	6800.000	ug/kg
WP-EP13 & BP-40G	6/2/21	0	2	2,4-DIMETHYLPHENOL	2060.000	6850.000	U	R	6850.000	ug/kg
WP-EP13 & BP-40G	6/3/21	2	4	2,4-DIMETHYLPHENOL	2040.000	6800.000	U	R	6800.000	ug/kg
WP-EP13 & BP-40G	6/2/21	0	2	2,4-DINITROPHENOL	2060.000	13700.000	U	R	13700.000	ug/kg
WP-EP13 & BP-40G	6/3/21	2	4	2,4-DINITROPHENOL	2040.000	13600.000	U	R	13600.000	ug/kg
WP-EP13 & BP-40G	6/2/21	0	2	2,4-DINITROTOLUENE	2060.000	6850.000	U	U	6850.000	ug/kg
WP-EP13 & BP-40G	6/3/21	2	4	2,4-DINITROTOLUENE	2040.000	6800.000	U	U	6800.000	ug/kg

Table C-4 236-H Concrete Sample Data

STATION	DATE	TOP DEPTH (in)	BOTTOM DEPTH (in)	ANALYTE	MDL	SQL	LAB QUAL.	REVIEW QUAL.	RESULT	UNITS
WP-EP13 & BP-40G	6/2/21	0	2	2,6-DINITROTOLUENE	2060.000	6850.000	U	U	6850.000	ug/kg
WP-EP13 & BP-40G	6/3/21	2	4	2,6-DINITROTOLUENE	2040.000	6800.000	U	U	6800.000	ug/kg
WP-EP13 & BP-40G	6/2/21	0	2	2-CHLORONAPHTHALENE	206.000	685.000	U	U	685.000	ug/kg
WP-EP13 & BP-40G	6/3/21	2	4	2-CHLORONAPHTHALENE	204.000	680.000	U	U	680.000	ug/kg
WP-EP13 & BP-40G	6/2/21	0	2	2-CHLOROPHENOL	2060.000	6850.000	U	R	6850.000	ug/kg
WP-EP13 & BP-40G	6/3/21	2	4	2-CHLOROPHENOL	2040.000	6800.000	U	R	6800.000	ug/kg
WP-EP13 & BP-40G	6/2/21	0	2	2-METHYLNAPHTHALENE	206.000	685.000	U	U	685.000	ug/kg
WP-EP13 & BP-40G	6/3/21	2	4	2-METHYLNAPHTHALENE	204.000	680.000	U	U	680.000	ug/kg
WP-EP13 & BP-40G	6/2/21	0	2	2-NITROANILINE	2260.000	6850.000	U	U	6850.000	ug/kg
WP-EP13 & BP-40G	6/3/21	2	4	2-NITROANILINE	2240.000	6800.000	U	U	6800.000	ug/kg
WP-EP13 & BP-40G	6/2/21	0	2	2-NITROPHENOL	2060.000	6850.000	U	R	6850.000	ug/kg
WP-EP13 & BP-40G	6/3/21	2	4	2-NITROPHENOL	2040.000	6800.000	U	R	6800.000	ug/kg
WP-EP13 & BP-40G	6/2/21	0	2	3,3-DICHLOROBENZIDINE	2060.000	6850.000	U	U	6850.000	ug/kg
WP-EP13 & BP-40G	6/3/21	2	4	3,3-DICHLOROBENZIDINE	2040.000	6800.000	U	U	6800.000	ug/kg
WP-EP13 & BP-40G	6/2/21	0	2	4-BROMOPHENYL PHENYL ETHER	2060.000	6850.000	U	U	6850.000	ug/kg
WP-EP13 & BP-40G	6/3/21	2	4	4-BROMOPHENYL PHENYL ETHER	2040.000	6800.000	U	U	6800.000	ug/kg
WP-EP13 & BP-40G	6/2/21	0	2	4-CHLOROANILINE	2060.000	6850.000	U	U	6850.000	ug/kg
WP-EP13 & BP-40G	6/3/21	2	4	4-CHLOROANILINE	2040.000	6800.000	U	U	6800.000	ug/kg
WP-EP13 & BP-40G	6/2/21	0	2	4-CHLOROPHENYL PHENYL ETHER	2060.000	6850.000	U	U	6850.000	ug/kg
WP-EP13 & BP-40G	6/3/21	2	4	4-CHLOROPHENYL PHENYL ETHER	2040.000	6800.000	U	U	6800.000	ug/kg
WP-EP13 & BP-40G	6/2/21	0	2	4-NITROPHENOL	2060.000	6850.000	U	R	6850.000	ug/kg
WP-EP13 & BP-40G	6/3/21	2	4	4-NITROPHENOL	2040.000	6800.000	U	R	6800.000	ug/kg
WP-EP13 & BP-40G	6/2/21	0	2	ACENAPHTHENE	206.000	685.000	U	U	685.000	ug/kg
WP-EP13 & BP-40G	6/3/21	2	4	ACENAPHTHENE	204.000	680.000	U	U	680.000	ug/kg
WP-EP13 & BP-40G	6/2/21	0	2	ACENAPHTHYLENE	206.000	685.000	U	U	685.000	ug/kg
WP-EP13 & BP-40G	6/3/21	2	4	ACENAPHTHYLENE	204.000	680.000	U	U	680.000	ug/kg
WP-EP13 & BP-40G	6/2/21	0	2	ACETOPHENONE	2060.000	6850.000	U	U	6850.000	ug/kg
WP-EP13 & BP-40G	6/3/21	2	4	ACETOPHENONE	2040.000	6800.000	U	U	6800.000	ug/kg
WP-EP13 & BP-40G	6/2/21	0	2	ACTINIUM-228	0.153	0.639			1.340	pCi/g
WP-EP13 & BP-40G	6/3/21	2	4	ACTINIUM-228	0.168	0.680			1.220	pCi/g
WP-EP13 & BP-40G	6/2/21	0	2	ALUMINUM	6390.000	18800.000			6430000.000	ug/kg
WP-EP13 & BP-40G	6/3/21	2	4	ALUMINUM	6660.000	19600.000			6960000.000	ug/kg
WP-EP13 & BP-40G	6/2/21	0	2	AMERICIUM-241	0.467	0.915	U	U	0.021	pCi/g
WP-EP13 & BP-40G	6/3/21	2	4	AMERICIUM-241	1.510	3.270	U	U	0.388	pCi/g
WP-EP13 & BP-40G	6/2/21	0	2	AMERICIUM-243	0.366	0.840	U	U	0.146	pCi/g
WP-EP13 & BP-40G	6/3/21	2	4	AMERICIUM-243	1.000	1.960	U	U	0.046	pCi/g

Table C-4 236-H Concrete Sample Data

STATION	DATE	TOP DEPTH (in)	BOTTOM DEPTH (in)	ANALYTE	MDL	SQL	LAB QUAL.	REVIEW QUAL.	RESULT	UNITS
WP-EP13 & BP-40G	6/2/21	0	2	ANTHRACENE	206.000	685.000	U	U	685.000	ug/kg
WP-EP13 & BP-40G	6/3/21	2	4	ANTHRACENE	204.000	680.000	U	U	680.000	ug/kg
WP-EP13 & BP-40G	6/2/21	0	2	ANTIMONY	310.000	1880.000	J	J	1130.000	ug/kg
WP-EP13 & BP-40G	6/3/21	2	4	ANTIMONY	323.000	1960.000	J	J	2790.000	ug/kg
WP-EP13 & BP-40G	6/2/21	0	2	AROCLOR 1016	1.130	3.390	U	U	3.390	ug/kg
WP-EP13 & BP-40G	6/3/21	2	4	AROCLOR 1016	5.720	17.200	U	U	17.200	ug/kg
WP-EP13 & BP-40G	6/2/21	0	2	AROCLOR 1221	1.130	3.390	U	U	3.390	ug/kg
WP-EP13 & BP-40G	6/3/21	2	4	AROCLOR 1221	5.720	17.200	U	U	17.200	ug/kg
WP-EP13 & BP-40G	6/2/21	0	2	AROCLOR 1232	1.130	3.390	U	U	3.390	ug/kg
WP-EP13 & BP-40G	6/3/21	2	4	AROCLOR 1232	5.720	17.200	U	U	17.200	ug/kg
WP-EP13 & BP-40G	6/2/21	0	2	AROCLOR 1242	1.130	3.390	U	U	3.390	ug/kg
WP-EP13 & BP-40G	6/3/21	2	4	AROCLOR 1242	5.720	17.200	U	U	17.200	ug/kg
WP-EP13 & BP-40G	6/2/21	0	2	AROCLOR 1248	1.130	3.390	U	U	3.390	ug/kg
WP-EP13 & BP-40G	6/3/21	2	4	AROCLOR 1248	5.720	17.200	U	U	17.200	ug/kg
WP-EP13 & BP-40G	6/2/21	0	2	AROCLOR 1254	1.130	3.390	U	U	3.390	ug/kg
WP-EP13 & BP-40G	6/3/21	2	4	AROCLOR 1254	5.720	17.200	U	U	17.200	ug/kg
WP-EP13 & BP-40G	6/2/21	0	2	AROCLOR 1260	1.130	3.390			4.280	ug/kg
WP-EP13 & BP-40G	6/3/21	2	4	AROCLOR 1260	5.720	17.200	U	U	17.200	ug/kg
WP-EP13 & BP-40G	6/2/21	0	2	ARSENIC	470.000	2820.000	U	U	2820.000	ug/kg
WP-EP13 & BP-40G	6/3/21	2	4	ARSENIC	4900.000	29400.000	U	U	29400.000	ug/kg
WP-EP13 & BP-40G	6/2/21	0	2	ATRAZINE	2740.000	6850.000	U	U	6850.000	ug/kg
WP-EP13 & BP-40G	6/3/21	2	4	ATRAZINE	2720.000	6800.000	U	U	6800.000	ug/kg
WP-EP13 & BP-40G	6/2/21	0	2	BARIUM	94.000	470.000			42800.000	ug/kg
WP-EP13 & BP-40G	6/3/21	2	4	BARIUM	98.000	490.000			42700.000	ug/kg
WP-EP13 & BP-40G	6/2/21	0	2	BENZALDEHYDE	2060.000	6850.000	U	UJ	6850.000	ug/kg
WP-EP13 & BP-40G	6/3/21	2	4	BENZALDEHYDE	2040.000	6800.000	U	U	6800.000	ug/kg
WP-EP13 & BP-40G	6/2/21	0	2	BENZO(G,H,I)PERYLENE	206.000	685.000	U	U	685.000	ug/kg
WP-EP13 & BP-40G	6/3/21	2	4	BENZO(G,H,I)PERYLENE	204.000	680.000	U	U	680.000	ug/kg
WP-EP13 & BP-40G	6/2/21	0	2	BENZO[A]ANTHRACENE	206.000	685.000	U	U	685.000	ug/kg
WP-EP13 & BP-40G	6/3/21	2	4	BENZO[A]ANTHRACENE	204.000	680.000	U	U	680.000	ug/kg
WP-EP13 & BP-40G	6/2/21	0	2	BENZO[A]PYRENE	206.000	685.000	U	U	685.000	ug/kg
WP-EP13 & BP-40G	6/3/21	2	4	BENZO[A]PYRENE	204.000	680.000	U	U	680.000	ug/kg
WP-EP13 & BP-40G	6/2/21	0	2	BENZO[B]FLUORANTHENE	206.000	685.000	U	U	685.000	ug/kg
WP-EP13 & BP-40G	6/3/21	2	4	BENZO[B]FLUORANTHENE	204.000	680.000	U	U	680.000	ug/kg
WP-EP13 & BP-40G	6/2/21	0	2	BENZO[K]FLUORANTHENE	206.000	685.000	U	U	685.000	ug/kg
WP-EP13 & BP-40G	6/3/21	2	4	BENZO[K]FLUORANTHENE	204.000	680.000	U	U	680.000	ug/kg

Table C-4 236-H Concrete Sample Data

STATION	DATE	TOP DEPTH (in)	BOTTOM DEPTH (in)	ANALYTE	MDL	SQL	LAB QUAL.	REVIEW QUAL.	RESULT	UNITS
WP-EP13 & BP-40G	6/2/21	0	2	BERYLLIUM	94.000	470.000			493.000	ug/kg
WP-EP13 & BP-40G	6/3/21	2	4	BERYLLIUM	98.000	490.000			562.000	ug/kg
WP-EP13 & BP-40G	6/2/21	0	2	BIS(2-CHLORO-1-METHYLETHYL)ETHER	2060.000	6850.000	U	U	6850.000	ug/kg
WP-EP13 & BP-40G	6/3/21	2	4	BIS(2-CHLORO-1-METHYLETHYL)ETHER	2040.000	6800.000	U	U	6800.000	ug/kg
WP-EP13 & BP-40G	6/2/21	0	2	BIS(2-CHLOROETHOXY)METHANE	2060.000	6850.000	U	U	6850.000	ug/kg
WP-EP13 & BP-40G	6/3/21	2	4	BIS(2-CHLOROETHOXY)METHANE	2040.000	6800.000	U	U	6800.000	ug/kg
WP-EP13 & BP-40G	6/2/21	0	2	BIS(2-CHLOROETHYL)ETHER	2060.000	6850.000	U	U	6850.000	ug/kg
WP-EP13 & BP-40G	6/3/21	2	4	BIS(2-CHLOROETHYL)ETHER	2040.000	6800.000	U	U	6800.000	ug/kg
WP-EP13 & BP-40G	6/2/21	0	2	BIS(2-ETHYLHEXYL)PHTHALATE (DEHP)	206.000	685.000	J	J	240.000	ug/kg
WP-EP13 & BP-40G	6/3/21	2	4	BIS(2-ETHYLHEXYL)PHTHALATE (DEHP)	204.000	680.000	J	J	292.000	ug/kg
WP-EP13 & BP-40G	6/2/21	0	2	BISMUTH-212	0.537	1.820	J	J	1.760	pCi/g
WP-EP13 & BP-40G	6/3/21	2	4	BISMUTH-212	0.608	1.860	J	J	1.510	pCi/g
WP-EP13 & BP-40G	6/2/21	0	2	BISMUTH-214	0.080	0.324			0.797	pCi/g
WP-EP13 & BP-40G	6/3/21	2	4	BISMUTH-214	0.082	0.340			0.794	pCi/g
WP-EP13 & BP-40G	6/2/21	0	2	BUTYL BENZYL PHTHALATE	206.000	685.000	U	U	685.000	ug/kg
WP-EP13 & BP-40G	6/3/21	2	4	BUTYL BENZYL PHTHALATE	204.000	680.000	U	U	680.000	ug/kg
WP-EP13 & BP-40G	6/2/21	0	2	CADMIUM	94.000	470.000	J	J	112.000	ug/kg
WP-EP13 & BP-40G	6/3/21	2	4	CADMIUM	98.000	490.000	U	U	490.000	ug/kg
WP-EP13 & BP-40G	6/2/21	0	2	CALCIUM	37600.000	118000.000			64700000.000	ug/kg
WP-EP13 & BP-40G	6/3/21	2	4	CALCIUM	78400.000	245000.000			78700000.000	ug/kg
WP-EP13 & BP-40G	6/2/21	0	2	CAPROLACTAM	2060.000	6850.000	U	U	6850.000	ug/kg
WP-EP13 & BP-40G	6/3/21	2	4	CAPROLACTAM	2040.000	6800.000	U	U	6800.000	ug/kg
WP-EP13 & BP-40G	6/2/21	0	2	CARBAZOLE	206.000	685.000	U	U	685.000	ug/kg
WP-EP13 & BP-40G	6/3/21	2	4	CARBAZOLE	204.000	680.000	U	U	680.000	ug/kg
WP-EP13 & BP-40G	6/2/21	0	2	CARBON-14	1.520	3.370	U	U	1.420	pCi/g
WP-EP13 & BP-40G	6/3/21	2	4	CARBON-14	1.510	3.300	U	U	0.604	pCi/g
WP-EP13 & BP-40G	6/2/21	0	2	CESIUM-137	0.046	0.107	U	U	-0.001	pCi/g
WP-EP13 & BP-40G	6/3/21	2	4	CESIUM-137	0.049	0.103	U	U	0.003	pCi/g
WP-EP13 & BP-40G	6/2/21	0	2	CHROMIUM	141.000	940.000			14700.000	ug/kg
WP-EP13 & BP-40G	6/3/21	2	4	CHROMIUM	147.000	980.000			12900.000	ug/kg
WP-EP13 & BP-40G	6/2/21	0	2	CHRYSENE	206.000	685.000	U	U	685.000	ug/kg
WP-EP13 & BP-40G	6/3/21	2	4	CHRYSENE	204.000	680.000	U	U	680.000	ug/kg
WP-EP13 & BP-40G	6/2/21	0	2	COBALT	141.000	470.000			4040.000	ug/kg
WP-EP13 & BP-40G	6/3/21	2	4	COBALT	147.000	490.000			3540.000	ug/kg
WP-EP13 & BP-40G	6/2/21	0	2	COBALT-60	0.045	0.095	U	U	-0.003	pCi/g
WP-EP13 & BP-40G	6/3/21	2	4	COBALT-60	0.049	0.103	U	U	-0.007	pCi/g

Table C-4 236-H Concrete Sample Data

STATION	DATE	TOP DEPTH (in)	BOTTOM DEPTH (in)	ANALYTE	MDL	SQL	LAB QUAL.	REVIEW QUAL.	RESULT	UNITS
WP-EP13 & BP-40G	6/2/21	0	2	COPPER	282.000	1880.000			24400.000	ug/kg
WP-EP13 & BP-40G	6/3/21	2	4	COPPER	294.000	1960.000			22400.000	ug/kg
WP-EP13 & BP-40G	6/2/21	0	2	CURIUM-242	0.277	0.515	U	U	-0.014	pCi/g
WP-EP13 & BP-40G	6/3/21	2	4	CURIUM-242	1.030	1.820	U	U	-0.089	pCi/g
WP-EP13 & BP-40G	6/2/21	0	2	CURIUM-243/244	0.418	0.854	U	U	0.039	pCi/g
WP-EP13 & BP-40G	6/3/21	2	4	CURIUM-243/244	1.020	1.900	U	U	-0.051	pCi/g
WP-EP13 & BP-40G	6/2/21	0	2	CURIUM-245/246	0.182	0.426	U	U	0.000	pCi/g
WP-EP13 & BP-40G	6/3/21	2	4	CURIUM-245/246	0.570	1.340	U	U	0.000	pCi/g
WP-EP13 & BP-40G	6/2/21	0	2	DIBENZ[AH]ANTHRACENE	206.000	685.000	U	U	685.000	ug/kg
WP-EP13 & BP-40G	6/3/21	2	4	DIBENZ[AH]ANTHRACENE	204.000	680.000	U	U	680.000	ug/kg
WP-EP13 & BP-40G	6/2/21	0	2	DIBENZOFURAN	2060.000	6850.000	U	U	6850.000	ug/kg
WP-EP13 & BP-40G	6/3/21	2	4	DIBENZOFURAN	2040.000	6800.000	U	U	6800.000	ug/kg
WP-EP13 & BP-40G	6/2/21	0	2	DIETHYL PHTHALATE	206.000	685.000	U	U	685.000	ug/kg
WP-EP13 & BP-40G	6/3/21	2	4	DIETHYL PHTHALATE	204.000	680.000	U	U	680.000	ug/kg
WP-EP13 & BP-40G	6/2/21	0	2	DIMETHYL PHTHALATE	206.000	685.000	U	U	685.000	ug/kg
WP-EP13 & BP-40G	6/3/21	2	4	DIMETHYL PHTHALATE	204.000	680.000	U	U	680.000	ug/kg
WP-EP13 & BP-40G	6/2/21	0	2	DI-N-BUTYL PHTHALATE	206.000	685.000	U	U	685.000	ug/kg
WP-EP13 & BP-40G	6/3/21	2	4	DI-N-BUTYL PHTHALATE	204.000	680.000	U	U	680.000	ug/kg
WP-EP13 & BP-40G	6/2/21	0	2	DINITRO-O-CRESOL	2060.000	6850.000	U	R	6850.000	ug/kg
WP-EP13 & BP-40G	6/3/21	2	4	DINITRO-O-CRESOL	2040.000	6800.000	U	R	6800.000	ug/kg
WP-EP13 & BP-40G	6/2/21	0	2	EUROPIUM-154	0.158	0.328	U	U	0.057	pCi/g
WP-EP13 & BP-40G	6/3/21	2	4	EUROPIUM-154	0.150	0.305	U	U	0.019	pCi/g
WP-EP13 & BP-40G	6/2/21	0	2	FLUORANTHENE	206.000	685.000	U	U	685.000	ug/kg
WP-EP13 & BP-40G	6/3/21	2	4	FLUORANTHENE	204.000	680.000	U	U	680.000	ug/kg
WP-EP13 & BP-40G	6/2/21	0	2	FLUORENE	206.000	685.000	U	U	685.000	ug/kg
WP-EP13 & BP-40G	6/3/21	2	4	FLUORENE	204.000	680.000	U	U	680.000	ug/kg
WP-EP13 & BP-40G	6/2/21	0	2	GROSS ALPHA	1.930	5.690			11.200	pCi/g
WP-EP13 & BP-40G	6/3/21	2	4	GROSS ALPHA	1.520	4.600			9.560	pCi/g
WP-EP13 & BP-40G	6/2/21	0	2	HEXACHLOROBENZENE	2060.000	6850.000	U	U	6850.000	ug/kg
WP-EP13 & BP-40G	6/3/21	2	4	HEXACHLOROBENZENE	2040.000	6800.000	U	U	6800.000	ug/kg
WP-EP13 & BP-40G	6/2/21	0	2	HEXACHLOROBUTADIENE	2060.000	6850.000	U	U	6850.000	ug/kg
WP-EP13 & BP-40G	6/3/21	2	4	HEXACHLOROBUTADIENE	2040.000	6800.000	U	U	6800.000	ug/kg
WP-EP13 & BP-40G	6/2/21	0	2	HEXACHLOROCYCLOPENTADIENE	2060.000	6850.000	U	U	6850.000	ug/kg
WP-EP13 & BP-40G	6/3/21	2	4	HEXACHLOROCYCLOPENTADIENE	2040.000	6800.000	U	U	6800.000	ug/kg
WP-EP13 & BP-40G	6/2/21	0	2	HEXACHLOROETHANE	2060.000	6850.000	U	U	6850.000	ug/kg
WP-EP13 & BP-40G	6/3/21	2	4	HEXACHLOROETHANE	2040.000	6800.000	U	U	6800.000	ug/kg

Table C-4 236-H Concrete Sample Data

STATION	DATE	TOP DEPTH (in)	BOTTOM DEPTH (in)	ANALYTE	MDL	SQL	LAB QUAL.	REVIEW QUAL.	RESULT	UNITS
WP-EP13 & BP-40G	6/2/21	0	2	INDENO[1,2,3-CD]PYRENE	206.000	685.000	U	U	685.000	ug/kg
WP-EP13 & BP-40G	6/3/21	2	4	INDENO[1,2,3-CD]PYRENE	204.000	680.000	U	U	680.000	ug/kg
WP-EP13 & BP-40G	6/2/21	0	2	IODINE-129	0.459	0.867	U	U	0.110	pCi/g
WP-EP13 & BP-40G	6/3/21	2	4	IODINE-129	0.169	0.413	U	U	0.000	pCi/g
WP-EP13 & BP-40G	6/2/21	0	2	IRON	7520.000	23500.000			10100000.000	ug/kg
WP-EP13 & BP-40G	6/3/21	2	4	IRON	7840.000	24500.000			9010000.000	ug/kg
WP-EP13 & BP-40G	6/2/21	0	2	ISOPHORONE	2060.000	6850.000	U	U	6850.000	ug/kg
WP-EP13 & BP-40G	6/3/21	2	4	ISOPHORONE	2040.000	6800.000	U	U	6800.000	ug/kg
WP-EP13 & BP-40G	6/2/21	0	2	LEAD	310.000	1880.000			5020.000	ug/kg
WP-EP13 & BP-40G	6/3/21	2	4	LEAD	323.000	1960.000			3730.000	ug/kg
WP-EP13 & BP-40G	6/2/21	0	2	LEAD-212	0.075	0.267			1.220	pCi/g
WP-EP13 & BP-40G	6/3/21	2	4	LEAD-212	0.064	0.266			1.300	pCi/g
WP-EP13 & BP-40G	6/2/21	0	2	LEAD-214	0.085	0.345			1.030	pCi/g
WP-EP13 & BP-40G	6/3/21	2	4	LEAD-214	0.085	0.331			0.878	pCi/g
WP-EP13 & BP-40G	6/2/21	0	2	M/P-CRESOL	2060.000	6850.000	U	R	6850.000	ug/kg
WP-EP13 & BP-40G	6/3/21	2	4	M/P-CRESOL	2040.000	6800.000	U	R	6800.000	ug/kg
WP-EP13 & BP-40G	6/2/21	0	2	MAGNESIUM	7990.000	28200.000			3210000.000	ug/kg
WP-EP13 & BP-40G	6/3/21	2	4	MAGNESIUM	8330.000	29400.000			3460000.000	ug/kg
WP-EP13 & BP-40G	6/2/21	0	2	MANGANESE	188.000	940.000			217000.000	ug/kg
WP-EP13 & BP-40G	6/3/21	2	4	MANGANESE	196.000	980.000			172000.000	ug/kg
WP-EP13 & BP-40G	6/2/21	0	2	MERCURY	150.000	446.000			1590.000	ug/kg
WP-EP13 & BP-40G	6/3/21	2	4	MERCURY	7.580	22.600			794.000	ug/kg
WP-EP13 & BP-40G	6/2/21	0	2	M-NITROANILINE	2060.000	6850.000	U	U	6850.000	ug/kg
WP-EP13 & BP-40G	6/3/21	2	4	M-NITROANILINE	2040.000	6800.000	U	U	6800.000	ug/kg
WP-EP13 & BP-40G	6/2/21	0	2	NAPHTHALENE	206.000	685.000	U	U	685.000	ug/kg
WP-EP13 & BP-40G	6/3/21	2	4	NAPHTHALENE	204.000	680.000	U	U	680.000	ug/kg
WP-EP13 & BP-40G	6/2/21	0	2	N-DIOCTYL PHTHALATE	206.000	685.000	U	U	685.000	ug/kg
WP-EP13 & BP-40G	6/3/21	2	4	N-DIOCTYL PHTHALATE	204.000	680.000	U	U	680.000	ug/kg
WP-EP13 & BP-40G	6/2/21	0	2	NEPTUNIUM-237	0.045	0.085	U	U	-0.007	pCi/g
WP-EP13 & BP-40G	6/3/21	2	4	NEPTUNIUM-237	0.052	0.091	U	U	-0.014	pCi/g
WP-EP13 & BP-40G	6/2/21	0	2	NICKEL	141.000	470.000			6270.000	ug/kg
WP-EP13 & BP-40G	6/3/21	2	4	NICKEL	147.000	490.000			4740.000	ug/kg
WP-EP13 & BP-40G	6/2/21	0	2	NICKEL-59	2.550	5.470	U	U	0.007	pCi/g
WP-EP13 & BP-40G	6/3/21	2	4	NICKEL-59	4.750	8.970	U	U	1.190	pCi/g
WP-EP13 & BP-40G	6/2/21	0	2	NICKEL-63	2.880	6.300	U	U	1.270	pCi/g
WP-EP13 & BP-40G	6/3/21	2	4	NICKEL-63	1.970	4.270	U	U	0.411	pCi/g

Table C-4 236-H Concrete Sample Data

STATION	DATE	TOP DEPTH (in)	BOTTOM DEPTH (in)	ANALYTE	MDL	SQL	LAB QUAL.	REVIEW QUAL.	RESULT	UNITS
WP-EP13 & BP-40G	6/2/21	0	2	NITROBENZENE	2060.000	6850.000	U	U	6850.000	ug/kg
WP-EP13 & BP-40G	6/3/21	2	4	NITROBENZENE	2040.000	6800.000	U	U	6800.000	ug/kg
WP-EP13 & BP-40G	6/2/21	0	2	N-NITROSODIPHENYLAMINE+ DIPHENYLAMINE	2060.000	6850.000	U	U	6850.000	ug/kg
WP-EP13 & BP-40G	6/3/21	2	4	N-NITROSODIPHENYLAMINE+ DIPHENYLAMINE	2040.000	6800.000	U	U	6800.000	ug/kg
WP-EP13 & BP-40G	6/2/21	0	2	N-NITROSODIPROPYLAMINE	2060.000	6850.000	U	U	6850.000	ug/kg
WP-EP13 & BP-40G	6/3/21	2	4	N-NITROSODIPROPYLAMINE	2040.000	6800.000	U	U	6800.000	ug/kg
WP-EP13 & BP-40G	6/2/21	0	2	NONVOLATILE BETA	2.150	5.650			21.100	pCi/g
WP-EP13 & BP-40G	6/3/21	2	4	NONVOLATILE BETA	1.160	3.580			16.900	pCi/g
WP-EP13 & BP-40G	6/2/21	0	2	O-CRESOL (2-METHYLPHENOL)	2060.000	6850.000	U	R	6850.000	ug/kg
WP-EP13 & BP-40G	6/3/21	2	4	O-CRESOL (2-METHYLPHENOL)	2040.000	6800.000	U	R	6800.000	ug/kg
WP-EP13 & BP-40G	6/2/21	0	2	P-CHLORO-M-CRESOL	2740.000	6850.000	U	R	6850.000	ug/kg
WP-EP13 & BP-40G	6/3/21	2	4	P-CHLORO-M-CRESOL	2720.000	6800.000	U	R	6800.000	ug/kg
WP-EP13 & BP-40G	6/2/21	0	2	PENTACHLOROPHENOL	2060.000	6850.000	U	R	6850.000	ug/kg
WP-EP13 & BP-40G	6/3/21	2	4	PENTACHLOROPHENOL	2040.000	6800.000	U	R	6800.000	ug/kg
WP-EP13 & BP-40G	6/2/21	0	2	PHENANTHRENE	206.000	685.000	U	U	685.000	ug/kg
WP-EP13 & BP-40G	6/3/21	2	4	PHENANTHRENE	204.000	680.000	U	U	680.000	ug/kg
WP-EP13 & BP-40G	6/2/21	0	2	PHENOL	2060.000	6850.000	U	R	6850.000	ug/kg
WP-EP13 & BP-40G	6/3/21	2	4	PHENOL	2040.000	6800.000	U	R	6800.000	ug/kg
WP-EP13 & BP-40G	6/2/21	0	2	PLUTONIUM-238	0.515	1.280	U	U	0.340	pCi/g
WP-EP13 & BP-40G	6/3/21	2	4	PLUTONIUM-238	0.976	2.560	U	UJ	0.542	pCi/g
WP-EP13 & BP-40G	6/2/21	0	2	PLUTONIUM-239/240	0.625	1.230	U	U	0.043	pCi/g
WP-EP13 & BP-40G	6/3/21	2	4	PLUTONIUM-239/240	1.610	2.850	U	UJ	-0.183	pCi/g
WP-EP13 & BP-40G	6/2/21	0	2	PLUTONIUM-242	0.625	1.160	U	U	-0.029	pCi/g
WP-EP13 & BP-40G	6/3/21	2	4	PLUTONIUM-242	1.780	3.060	U	UJ	-0.326	pCi/g
WP-EP13 & BP-40G	6/2/21	0	2	P-NITROANILINE	2060.000	6850.000	U	U	6850.000	ug/kg
WP-EP13 & BP-40G	6/3/21	2	4	P-NITROANILINE	2040.000	6800.000	U	U	6800.000	ug/kg
WP-EP13 & BP-40G	6/2/21	0	2	POTASSIUM	6020.000	23500.000			1740000.000	ug/kg
WP-EP13 & BP-40G	6/3/21	2	4	POTASSIUM	6270.000	24500.000			1580000.000	ug/kg
WP-EP13 & BP-40G	6/2/21	0	2	POTASSIUM-40	0.392	2.370			14.600	pCi/g
WP-EP13 & BP-40G	6/3/21	2	4	POTASSIUM-40	0.394	2.710			13.300	pCi/g
WP-EP13 & BP-40G	6/2/21	0	2	PYRENE	206.000	685.000	U	U	685.000	ug/kg
WP-EP13 & BP-40G	6/3/21	2	4	PYRENE	204.000	680.000	U	U	680.000	ug/kg
WP-EP13 & BP-40G	6/2/21	0	2	RADIUM-226	0.205	0.747			0.812	pCi/g
WP-EP13 & BP-40G	6/3/21	2	4	RADIUM-226	0.603	1.710	J	J	1.530	pCi/g
WP-EP13 & BP-40G	6/2/21	0	2	RADIUM-228	1.350	3.050	U	U	1.010	pCi/g

Table C-4 236-H Concrete Sample Data

STATION	DATE	TOP DEPTH (in)	BOTTOM DEPTH (in)	ANALYTE	MDL	SQL	LAB QUAL.	REVIEW QUAL.	RESULT	UNITS
WP-EP13 & BP-40G	6/3/21	2	4	RADIUM-228	0.785	1.650	U	U	0.148	pCi/g
WP-EP13 & BP-40G	6/2/21	0	2	SELENIUM	470.000	2820.000	U	U	2820.000	ug/kg
WP-EP13 & BP-40G	6/3/21	2	4	SELENIUM	4900.000	29400.000	J	J	13500.000	ug/kg
WP-EP13 & BP-40G	6/2/21	0	2	SILVER	94.000	470.000	J	J	150.000	ug/kg
WP-EP13 & BP-40G	6/3/21	2	4	SILVER	980.000	4900.000	J	J	1840.000	ug/kg
WP-EP13 & BP-40G	6/2/21	0	2	SODIUM	6580.000	23500.000			595000.000	ug/kg
WP-EP13 & BP-40G	6/3/21	2	4	SODIUM	6860.000	24500.000			532000.000	ug/kg
WP-EP13 & BP-40G	6/2/21	0	2	STRONTIUM-90	1.410	2.820	U	U	-0.462	pCi/g
WP-EP13 & BP-40G	6/3/21	2	4	STRONTIUM-90	1.960	4.000	U	U	0.067	pCi/g
WP-EP13 & BP-40G	6/2/21	0	2	TECHNETIUM-99	3.830	8.150	U	U	-1.030	pCi/g
WP-EP13 & BP-40G	6/3/21	2	4	TECHNETIUM-99	3.840	8.180	U	U	-0.843	pCi/g
WP-EP13 & BP-40G	6/2/21	0	2	THALLIUM	470.000	1880.000	U	U	1880.000	ug/kg
WP-EP13 & BP-40G	6/3/21	2	4	THALLIUM	4900.000	19600.000	U	U	19600.000	ug/kg
WP-EP13 & BP-40G	6/2/21	0	2	THORIUM-228	0.476	1.540	J	J	0.862	pCi/g
WP-EP13 & BP-40G	6/3/21	2	4	THORIUM-228	0.773	2.730	J	J	1.870	pCi/g
WP-EP13 & BP-40G	6/2/21	0	2	THORIUM-230	0.576	1.960	U	U	1.530	pCi/g
WP-EP13 & BP-40G	6/3/21	2	4	THORIUM-230	1.070	2.460	U	U	0.556	pCi/g
WP-EP13 & BP-40G	6/2/21	0	2	THORIUM-232	0.361	1.430	J	J	0.958	pCi/g
WP-EP13 & BP-40G	6/3/21	2	4	THORIUM-232	0.569	2.570	J	J	2.130	pCi/g
WP-EP13 & BP-40G	6/2/21	0	2	TRITIUM	4.520	171.000			29600.000	pCi/g
WP-EP13 & BP-40G	6/3/21	2	4	TRITIUM	4.460	136.000			18700.000	pCi/g
WP-EP13 & BP-40G	6/2/21	0	2	URANIUM-233/234	0.440	1.200	J	J	0.499	pCi/g
WP-EP13 & BP-40G	6/3/21	2	4	URANIUM-233/234	0.635	1.770	J	J	0.841	pCi/g
WP-EP13 & BP-40G	6/2/21	0	2	URANIUM-235	0.206	0.482	U	U	0.000	pCi/g
WP-EP13 & BP-40G	6/3/21	2	4	URANIUM-235	0.435	0.953	U	U	0.069	pCi/g
WP-EP13 & BP-40G	6/2/21	0	2	URANIUM-238	0.307	1.100	J	J	0.639	pCi/g
WP-EP13 & BP-40G	6/3/21	2	4	URANIUM-238	0.407	1.450	J	J	0.846	pCi/g
WP-EP13 & BP-40G	6/2/21	0	2	VANADIUM	94.000	470.000			12500.000	ug/kg
WP-EP13 & BP-40G	6/3/21	2	4	VANADIUM	98.000	490.000			13800.000	ug/kg
WP-EP13 & BP-40G	6/2/21	0	2	ZINC	376.000	1880.000			82500.000	ug/kg
WP-EP13 & BP-40G	6/3/21	2	4	ZINC	3920.000	19600.000			74500.000	ug/kg
WP-EP18 & & EP11	5/26/21	0	2	1,1'-BIPHENYL	2020.000	6720.000	U	U	6720.000	ug/kg
WP-EP18 & & EP11	5/27/21	2	4	1,1'-BIPHENYL	1040.000	3460.000	U	U	3460.000	ug/kg
WP-EP18 & & EP11	5/26/21	0	2	1,2,4,5-TETRACHLOROBENZENE	2020.000	6720.000	U	U	6720.000	ug/kg
WP-EP18 & & EP11	5/27/21	2	4	1,2,4,5-TETRACHLOROBENZENE	1040.000	3460.000	U	U	3460.000	ug/kg
WP-EP18 & & EP11	5/26/21	0	2	2,3,4,6-TETRACHLOROPHENOL	2020.000	6720.000	U	U	6720.000	ug/kg

Table C-4 236-H Concrete Sample Data

STATION	DATE	TOP DEPTH (in)	BOTTOM DEPTH (in)	ANALYTE	MDL	SQL	LAB QUAL.	REVIEW QUAL.	RESULT	UNITS
WP-EP18 & EP11	5/27/21	2	4	2,3,4,6-TETRACHLOROPHENOL	1040.000	3460.000	U	R	3460.000	ug/kg
WP-EP18 & EP11	5/26/21	0	2	2,4,5-TRICHLOROPHENOL	2020.000	6720.000	U	U	6720.000	ug/kg
WP-EP18 & EP11	5/27/21	2	4	2,4,5-TRICHLOROPHENOL	1040.000	3460.000	U	R	3460.000	ug/kg
WP-EP18 & EP11	5/26/21	0	2	2,4,6-TRICHLOROPHENOL	2020.000	6720.000	U	U	6720.000	ug/kg
WP-EP18 & EP11	5/27/21	2	4	2,4,6-TRICHLOROPHENOL	1040.000	3460.000	U	R	3460.000	ug/kg
WP-EP18 & EP11	5/26/21	0	2	2,4-DICHLOROPHENOL	2020.000	6720.000	U	U	6720.000	ug/kg
WP-EP18 & EP11	5/27/21	2	4	2,4-DICHLOROPHENOL	1040.000	3460.000	U	R	3460.000	ug/kg
WP-EP18 & EP11	5/26/21	0	2	2,4-DIMETHYLPHENOL	2020.000	6720.000	U	U	6720.000	ug/kg
WP-EP18 & EP11	5/27/21	2	4	2,4-DIMETHYLPHENOL	1040.000	3460.000	U	R	3460.000	ug/kg
WP-EP18 & EP11	5/26/21	0	2	2,4-DINITROPHENOL	2020.000	13400.000	U	U	13400.000	ug/kg
WP-EP18 & EP11	5/27/21	2	4	2,4-DINITROPHENOL	1040.000	6920.000	U	R	6920.000	ug/kg
WP-EP18 & EP11	5/26/21	0	2	2,4-DINITROTOLUENE	2020.000	6720.000	U	U	6720.000	ug/kg
WP-EP18 & EP11	5/27/21	2	4	2,4-DINITROTOLUENE	1040.000	3460.000	U	U	3460.000	ug/kg
WP-EP18 & EP11	5/26/21	0	2	2,6-DINITROTOLUENE	2020.000	6720.000	U	U	6720.000	ug/kg
WP-EP18 & EP11	5/27/21	2	4	2,6-DINITROTOLUENE	1040.000	3460.000	U	U	3460.000	ug/kg
WP-EP18 & EP11	5/26/21	0	2	2-CHLORONAPHTHALENE	202.000	672.000	U	U	672.000	ug/kg
WP-EP18 & EP11	5/27/21	2	4	2-CHLORONAPHTHALENE	104.000	346.000	U	U	346.000	ug/kg
WP-EP18 & EP11	5/26/21	0	2	2-CHLOROPHENOL	2020.000	6720.000	U	U	6720.000	ug/kg
WP-EP18 & EP11	5/27/21	2	4	2-CHLOROPHENOL	1040.000	3460.000	U	R	3460.000	ug/kg
WP-EP18 & EP11	5/26/21	0	2	2-METHYLNAPHTHALENE	202.000	672.000	U	U	672.000	ug/kg
WP-EP18 & EP11	5/27/21	2	4	2-METHYLNAPHTHALENE	104.000	346.000	U	U	346.000	ug/kg
WP-EP18 & EP11	5/26/21	0	2	2-NITROANILINE	2220.000	6720.000	U	U	6720.000	ug/kg
WP-EP18 & EP11	5/27/21	2	4	2-NITROANILINE	1140.000	3460.000	U	U	3460.000	ug/kg
WP-EP18 & EP11	5/26/21	0	2	2-NITROPHENOL	2020.000	6720.000	U	U	6720.000	ug/kg
WP-EP18 & EP11	5/27/21	2	4	2-NITROPHENOL	1040.000	3460.000	U	R	3460.000	ug/kg
WP-EP18 & EP11	5/26/21	0	2	3,3-DICHLOROBENZIDINE	2020.000	6720.000	U	U	6720.000	ug/kg
WP-EP18 & EP11	5/27/21	2	4	3,3-DICHLOROBENZIDINE	1040.000	3460.000	U	U	3460.000	ug/kg
WP-EP18 & EP11	5/26/21	0	2	4-BROMOPHENYL PHENYL ETHER	2020.000	6720.000	U	U	6720.000	ug/kg
WP-EP18 & EP11	5/27/21	2	4	4-BROMOPHENYL PHENYL ETHER	1040.000	3460.000	U	U	3460.000	ug/kg
WP-EP18 & EP11	5/26/21	0	2	4-CHLOROANILINE	2020.000	6720.000	U	U	6720.000	ug/kg
WP-EP18 & EP11	5/27/21	2	4	4-CHLOROANILINE	1040.000	3460.000	U	U	3460.000	ug/kg
WP-EP18 & EP11	5/26/21	0	2	4-CHLOROPHENYL PHENYL ETHER	2020.000	6720.000	U	U	6720.000	ug/kg
WP-EP18 & EP11	5/27/21	2	4	4-CHLOROPHENYL PHENYL ETHER	1040.000	3460.000	U	U	3460.000	ug/kg
WP-EP18 & EP11	5/26/21	0	2	4-NITROPHENOL	2020.000	6720.000	U	U	6720.000	ug/kg
WP-EP18 & EP11	5/27/21	2	4	4-NITROPHENOL	1040.000	3460.000	U	R	3460.000	ug/kg
WP-EP18 & EP11	5/26/21	0	2	ACENAPHTHENE	202.000	672.000	U	U	672.000	ug/kg

Table C-4 236-H Concrete Sample Data

STATION	DATE	TOP DEPTH (in)	BOTTOM DEPTH (in)	ANALYTE	MDL	SQL	LAB QUAL.	REVIEW QUAL.	RESULT	UNITS
WP-EP18 & EP11	5/27/21	2	4	ACENAPHTHENE	104.000	346.000	U	U	346.000	ug/kg
WP-EP18 & EP11	5/26/21	0	2	ACENAPHTHYLENE	202.000	672.000	U	U	672.000	ug/kg
WP-EP18 & EP11	5/27/21	2	4	ACENAPHTHYLENE	104.000	346.000	U	U	346.000	ug/kg
WP-EP18 & EP11	5/26/21	0	2	ACETOPHENONE	2020.000	6720.000	U	U	6720.000	ug/kg
WP-EP18 & EP11	5/27/21	2	4	ACETOPHENONE	1040.000	3460.000	U	U	3460.000	ug/kg
WP-EP18 & EP11	5/26/21	0	2	ACTINIUM-228	0.187	0.701			1.140	pCi/g
WP-EP18 & EP11	5/27/21	2	4	ACTINIUM-228	0.179	0.629			1.160	pCi/g
WP-EP18 & EP11	5/26/21	0	2	ALUMINUM	6650.000	19600.000			6750000.000	ug/kg
WP-EP18 & EP11	5/27/21	2	4	ALUMINUM	6300.000	18500.000			7360000.000	ug/kg
WP-EP18 & EP11	5/26/21	0	2	AMERICIUM-241	0.593	1.130	U	U	0.004	pCi/g
WP-EP18 & EP11	5/27/21	2	4	AMERICIUM-241	0.432	0.846	U	U	0.020	pCi/g
WP-EP18 & EP11	5/26/21	0	2	AMERICIUM-243	0.567	1.030	U	U	-0.034	pCi/g
WP-EP18 & EP11	5/27/21	2	4	AMERICIUM-243	0.486	1.010	U	U	0.077	pCi/g
WP-EP18 & EP11	5/26/21	0	2	ANTHRACENE	202.000	672.000	U	U	672.000	ug/kg
WP-EP18 & EP11	5/27/21	2	4	ANTHRACENE	104.000	346.000	U	U	346.000	ug/kg
WP-EP18 & EP11	5/26/21	0	2	ANTIMONY	323.000	1960.000	J	J	1360.000	ug/kg
WP-EP18 & EP11	5/27/21	2	4	ANTIMONY	306.000	1850.000	J	J	2200.000	ug/kg
WP-EP18 & EP11	5/26/21	0	2	AROCLOR 1016	5.690	17.100	U	U	17.100	ug/kg
WP-EP18 & EP11	5/27/21	2	4	AROCLOR 1016	1.150	3.450	U	U	3.450	ug/kg
WP-EP18 & EP11	5/26/21	0	2	AROCLOR 1221	5.690	17.100	U	U	17.100	ug/kg
WP-EP18 & EP11	5/27/21	2	4	AROCLOR 1221	1.150	3.450	U	U	3.450	ug/kg
WP-EP18 & EP11	5/26/21	0	2	AROCLOR 1232	5.690	17.100	U	U	17.100	ug/kg
WP-EP18 & EP11	5/27/21	2	4	AROCLOR 1232	1.150	3.450	U	U	3.450	ug/kg
WP-EP18 & EP11	5/26/21	0	2	AROCLOR 1242	5.690	17.100	U	U	17.100	ug/kg
WP-EP18 & EP11	5/27/21	2	4	AROCLOR 1242	1.150	3.450	U	U	3.450	ug/kg
WP-EP18 & EP11	5/26/21	0	2	AROCLOR 1248	5.690	17.100	U	U	17.100	ug/kg
WP-EP18 & EP11	5/27/21	2	4	AROCLOR 1248	1.150	3.450	U	U	3.450	ug/kg
WP-EP18 & EP11	5/26/21	0	2	AROCLOR 1254	5.690	17.100	U	U	17.100	ug/kg
WP-EP18 & EP11	5/27/21	2	4	AROCLOR 1254	1.150	3.450	U	U	3.450	ug/kg
WP-EP18 & EP11	5/26/21	0	2	AROCLOR 1260	5.690	17.100			24.100	ug/kg
WP-EP18 & EP11	5/27/21	2	4	AROCLOR 1260	1.150	3.450			4.720	ug/kg
WP-EP18 & EP11	5/26/21	0	2	ARSENIC	489.000	2930.000	J	J	1320.000	ug/kg
WP-EP18 & EP11	5/27/21	2	4	ARSENIC	463.000	2780.000	U	U	2780.000	ug/kg
WP-EP18 & EP11	5/26/21	0	2	ATRAZINE	2690.000	6720.000	U	U	6720.000	ug/kg
WP-EP18 & EP11	5/27/21	2	4	ATRAZINE	1380.000	3460.000	U	U	3460.000	ug/kg
WP-EP18 & EP11	5/26/21	0	2	BARIUM	97.800	489.000			43300.000	ug/kg

Table C-4 236-H Concrete Sample Data

STATION	DATE	TOP DEPTH (in)	BOTTOM DEPTH (in)	ANALYTE	MDL	SQL	LAB QUAL.	REVIEW QUAL.	RESULT	UNITS
WP-EP18 & EP11	5/27/21	2	4	BARIUM	92.700	463.000			40200.000	ug/kg
WP-EP18 & EP11	5/26/21	0	2	BENZALDEHYDE	2020.000	6720.000	U	UJ	6720.000	ug/kg
WP-EP18 & EP11	5/27/21	2	4	BENZALDEHYDE	1040.000	3460.000	U	UJ	3460.000	ug/kg
WP-EP18 & EP11	5/26/21	0	2	BENZO(G,H,I)PERYLENE	202.000	672.000	U	U	672.000	ug/kg
WP-EP18 & EP11	5/27/21	2	4	BENZO(G,H,I)PERYLENE	104.000	346.000	U	U	346.000	ug/kg
WP-EP18 & EP11	5/26/21	0	2	BENZO[A]ANTHRACENE	202.000	672.000	U	U	672.000	ug/kg
WP-EP18 & EP11	5/27/21	2	4	BENZO[A]ANTHRACENE	104.000	346.000	U	U	346.000	ug/kg
WP-EP18 & EP11	5/26/21	0	2	BENZO[A]PYRENE	202.000	672.000	U	U	672.000	ug/kg
WP-EP18 & EP11	5/27/21	2	4	BENZO[A]PYRENE	104.000	346.000	U	U	346.000	ug/kg
WP-EP18 & EP11	5/26/21	0	2	BENZO[B]FLUORANTHENE	202.000	672.000	U	U	672.000	ug/kg
WP-EP18 & EP11	5/27/21	2	4	BENZO[B]FLUORANTHENE	104.000	346.000	U	U	346.000	ug/kg
WP-EP18 & EP11	5/26/21	0	2	BENZO[K]FLUORANTHENE	202.000	672.000	U	U	672.000	ug/kg
WP-EP18 & EP11	5/27/21	2	4	BENZO[K]FLUORANTHENE	104.000	346.000	U	U	346.000	ug/kg
WP-EP18 & EP11	5/26/21	0	2	BERYLLIUM	97.800	489.000	J	J	131.000	ug/kg
WP-EP18 & EP11	5/27/21	2	4	BERYLLIUM	92.700	463.000			545.000	ug/kg
WP-EP18 & EP11	5/26/21	0	2	BIS(2-CHLORO-1-METHYLETHYL)ETHER	2020.000	6720.000	U	U	6720.000	ug/kg
WP-EP18 & EP11	5/27/21	2	4	BIS(2-CHLORO-1-METHYLETHYL)ETHER	1040.000	3460.000	U	U	3460.000	ug/kg
WP-EP18 & EP11	5/26/21	0	2	BIS(2-CHLOROETHOXY)METHANE	2020.000	6720.000	U	U	6720.000	ug/kg
WP-EP18 & EP11	5/27/21	2	4	BIS(2-CHLOROETHOXY)METHANE	1040.000	3460.000	U	U	3460.000	ug/kg
WP-EP18 & EP11	5/26/21	0	2	BIS(2-CHLOROETHYL)ETHER	2020.000	6720.000	U	U	6720.000	ug/kg
WP-EP18 & EP11	5/27/21	2	4	BIS(2-CHLOROETHYL)ETHER	1040.000	3460.000	U	U	3460.000	ug/kg
WP-EP18 & EP11	5/26/21	0	2	BIS(2-ETHYLHEXYL)PHTHALATE (DEHP)	202.000	672.000	U	U	672.000	ug/kg
WP-EP18 & EP11	5/27/21	2	4	BIS(2-ETHYLHEXYL)PHTHALATE (DEHP)	104.000	346.000	U	U	346.000	ug/kg
WP-EP18 & EP11	5/26/21	0	2	BISMUTH-212	0.647	2.120	J	J	1.630	pCi/g
WP-EP18 & EP11	5/27/21	2	4	BISMUTH-212	0.609	1.910	J	J	1.680	pCi/g
WP-EP18 & EP11	5/26/21	0	2	BISMUTH-214	0.106	0.420			0.701	pCi/g
WP-EP18 & EP11	5/27/21	2	4	BISMUTH-214	0.093	0.349			0.810	pCi/g
WP-EP18 & EP11	5/26/21	0	2	BUTYL BENZYL PHTHALATE	202.000	672.000	U	U	672.000	ug/kg
WP-EP18 & EP11	5/27/21	2	4	BUTYL BENZYL PHTHALATE	104.000	346.000	U	U	346.000	ug/kg
WP-EP18 & EP11	5/26/21	0	2	CADMIUM	97.800	489.000	J	J	467.000	ug/kg
WP-EP18 & EP11	5/27/21	2	4	CADMIUM	92.700	463.000	J	J	153.000	ug/kg
WP-EP18 & EP11	5/26/21	0	2	CALCIUM	39100.000	122000.000			70000000.000	ug/kg
WP-EP18 & EP11	5/27/21	2	4	CALCIUM	37100.000	116000.000			58600000.000	ug/kg
WP-EP18 & EP11	5/26/21	0	2	CAPROLACTAM	2020.000	6720.000	U	U	6720.000	ug/kg
WP-EP18 & EP11	5/27/21	2	4	CAPROLACTAM	1040.000	3460.000	U	U	3460.000	ug/kg
WP-EP18 & EP11	5/26/21	0	2	CARBAZOLE	202.000	672.000	U	U	672.000	ug/kg

Table C-4 236-H Concrete Sample Data

STATION	DATE	TOP DEPTH (in)	BOTTOM DEPTH (in)	ANALYTE	MDL	SQL	LAB QUAL.	REVIEW QUAL.	RESULT	UNITS
WP-EP18 & EP11	5/27/21	2	4	CARBAZOLE	104.000	346.000	U	U	346.000	ug/kg
WP-EP18 & EP11	5/26/21	0	2	CARBON-14	1.480	3.190	U	U	0.014	pCi/g
WP-EP18 & EP11	5/27/21	2	4	CARBON-14	1.520	3.290	U	U	-0.028	pCi/g
WP-EP18 & EP11	5/26/21	0	2	CESIUM-137	0.052	0.109	U	U	0.005	pCi/g
WP-EP18 & EP11	5/27/21	2	4	CESIUM-137	0.041	0.111	U	U	0.040	pCi/g
WP-EP18 & EP11	5/26/21	0	2	CHROMIUM	147.000	978.000			53300.000	ug/kg
WP-EP18 & EP11	5/27/21	2	4	CHROMIUM	139.000	927.000			37200.000	ug/kg
WP-EP18 & EP11	5/26/21	0	2	CHRYSENE	202.000	672.000	U	U	672.000	ug/kg
WP-EP18 & EP11	5/27/21	2	4	CHRYSENE	104.000	346.000	U	U	346.000	ug/kg
WP-EP18 & EP11	5/26/21	0	2	COBALT	147.000	489.000			5660.000	ug/kg
WP-EP18 & EP11	5/27/21	2	4	COBALT	139.000	463.000			5830.000	ug/kg
WP-EP18 & EP11	5/26/21	0	2	COBALT-60	0.054	0.115	U	U	-0.015	pCi/g
WP-EP18 & EP11	5/27/21	2	4	COBALT-60	0.048	0.097	U	U	0.005	pCi/g
WP-EP18 & EP11	5/26/21	0	2	COPPER	293.000	1960.000			21100.000	ug/kg
WP-EP18 & EP11	5/27/21	2	4	COPPER	278.000	1850.000			25500.000	ug/kg
WP-EP18 & EP11	5/26/21	0	2	CURIUM-242	0.253	0.593	U	U	0.000	pCi/g
WP-EP18 & EP11	5/27/21	2	4	CURIUM-242	0.401	0.747	U	U	-0.020	pCi/g
WP-EP18 & EP11	5/26/21	0	2	CURIUM-243/244	0.586	0.982	U	U	-0.085	pCi/g
WP-EP18 & EP11	5/27/21	2	4	CURIUM-243/244	0.427	0.731	U	U	-0.050	pCi/g
WP-EP18 & EP11	5/26/21	0	2	CURIUM-245/246	0.267	0.625	U	U	0.000	pCi/g
WP-EP18 & EP11	5/27/21	2	4	CURIUM-245/246	0.411	0.899	U	U	0.065	pCi/g
WP-EP18 & EP11	5/26/21	0	2	DIBENZ[AH]ANTHRACENE	202.000	672.000	U	U	672.000	ug/kg
WP-EP18 & EP11	5/27/21	2	4	DIBENZ[AH]ANTHRACENE	104.000	346.000	U	U	346.000	ug/kg
WP-EP18 & EP11	5/26/21	0	2	DIBENZOFURAN	2020.000	6720.000	U	U	6720.000	ug/kg
WP-EP18 & EP11	5/27/21	2	4	DIBENZOFURAN	1040.000	3460.000	U	U	3460.000	ug/kg
WP-EP18 & EP11	5/26/21	0	2	DIETHYL PHTHALATE	202.000	672.000	U	U	672.000	ug/kg
WP-EP18 & EP11	5/27/21	2	4	DIETHYL PHTHALATE	104.000	346.000	U	U	346.000	ug/kg
WP-EP18 & EP11	5/26/21	0	2	DIMETHYL PHTHALATE	202.000	672.000	U	U	672.000	ug/kg
WP-EP18 & EP11	5/27/21	2	4	DIMETHYL PHTHALATE	104.000	346.000	U	U	346.000	ug/kg
WP-EP18 & EP11	5/26/21	0	2	DI-N-BUTYL PHTHALATE	202.000	672.000	U	U	672.000	ug/kg
WP-EP18 & EP11	5/27/21	2	4	DI-N-BUTYL PHTHALATE	104.000	346.000	U	U	346.000	ug/kg
WP-EP18 & EP11	5/26/21	0	2	DINITRO-O-CRESOL	2020.000	6720.000	U	U	6720.000	ug/kg
WP-EP18 & EP11	5/27/21	2	4	DINITRO-O-CRESOL	1040.000	3460.000	U	R	3460.000	ug/kg
WP-EP18 & EP11	5/26/21	0	2	EUROPIUM-154	0.152	0.347	U	U	-0.024	pCi/g
WP-EP18 & EP11	5/27/21	2	4	EUROPIUM-154	0.137	0.299	U	U	-0.073	pCi/g
WP-EP18 & EP11	5/26/21	0	2	FLUORANTHENE	202.000	672.000	U	U	672.000	ug/kg

Table C-4 236-H Concrete Sample Data

STATION	DATE	TOP DEPTH (in)	BOTTOM DEPTH (in)	ANALYTE	MDL	SQL	LAB QUAL.	REVIEW QUAL.	RESULT	UNITS
WP-EP18 & EP11	5/27/21	2	4	FLUORANTHENE	104.000	346.000	U	U	346.000	ug/kg
WP-EP18 & EP11	5/26/21	0	2	FLUORENE	202.000	672.000	U	U	672.000	ug/kg
WP-EP18 & EP11	5/27/21	2	4	FLUORENE	104.000	346.000	U	U	346.000	ug/kg
WP-EP18 & EP11	5/26/21	0	2	GROSS ALPHA	1.680	5.520			11.900	pCi/g
WP-EP18 & EP11	5/27/21	2	4	GROSS ALPHA	1.990	6.030			14.100	pCi/g
WP-EP18 & EP11	5/26/21	0	2	HEXACHLOROBENZENE	2020.000	6720.000	U	U	6720.000	ug/kg
WP-EP18 & EP11	5/27/21	2	4	HEXACHLOROBENZENE	1040.000	3460.000	U	U	3460.000	ug/kg
WP-EP18 & EP11	5/26/21	0	2	HEXACHLOROBUTADIENE	2020.000	6720.000	U	U	6720.000	ug/kg
WP-EP18 & EP11	5/27/21	2	4	HEXACHLOROBUTADIENE	1040.000	3460.000	U	U	3460.000	ug/kg
WP-EP18 & EP11	5/26/21	0	2	HEXACHLOROCYCLOPENTADIENE	2020.000	6720.000	U	UJ	6720.000	ug/kg
WP-EP18 & EP11	5/27/21	2	4	HEXACHLOROCYCLOPENTADIENE	1040.000	3460.000	U	UJ	3460.000	ug/kg
WP-EP18 & EP11	5/26/21	0	2	HEXACHLOROETHANE	2020.000	6720.000	U	U	6720.000	ug/kg
WP-EP18 & EP11	5/27/21	2	4	HEXACHLOROETHANE	1040.000	3460.000	U	U	3460.000	ug/kg
WP-EP18 & EP11	5/26/21	0	2	INDENO[1,2,3-CD]PYRENE	202.000	672.000	U	U	672.000	ug/kg
WP-EP18 & EP11	5/27/21	2	4	INDENO[1,2,3-CD]PYRENE	104.000	346.000	U	U	346.000	ug/kg
WP-EP18 & EP11	5/26/21	0	2	IODINE-129	0.886	1.690	U	U	0.313	pCi/g
WP-EP18 & EP11	5/27/21	2	4	IODINE-129	0.560	1.150	U	U	0.085	pCi/g
WP-EP18 & EP11	5/26/21	0	2	IRON	7820.000	24400.000			11100000.000	ug/kg
WP-EP18 & EP11	5/27/21	2	4	IRON	7410.000	23200.000			12700000.000	ug/kg
WP-EP18 & EP11	5/26/21	0	2	ISOPHORONE	2020.000	6720.000	U	U	6720.000	ug/kg
WP-EP18 & EP11	5/27/21	2	4	ISOPHORONE	1040.000	3460.000	U	U	3460.000	ug/kg
WP-EP18 & EP11	5/26/21	0	2	LEAD	323.000	1960.000			5300.000	ug/kg
WP-EP18 & EP11	5/27/21	2	4	LEAD	306.000	1850.000			4140.000	ug/kg
WP-EP18 & EP11	5/26/21	0	2	LEAD-212	0.087	0.315			1.310	pCi/g
WP-EP18 & EP11	5/27/21	2	4	LEAD-212	0.086	0.300			1.120	pCi/g
WP-EP18 & EP11	5/26/21	0	2	LEAD-214	0.099	0.381			0.935	pCi/g
WP-EP18 & EP11	5/27/21	2	4	LEAD-214	0.088	0.364			0.916	pCi/g
WP-EP18 & EP11	5/26/21	0	2	M/P-CRESOL	2020.000	6720.000	U	U	6720.000	ug/kg
WP-EP18 & EP11	5/27/21	2	4	M/P-CRESOL	1040.000	3460.000	U	R	3460.000	ug/kg
WP-EP18 & EP11	5/26/21	0	2	MAGNESIUM	8310.000	29300.000			3500000.000	ug/kg
WP-EP18 & EP11	5/27/21	2	4	MAGNESIUM	7880.000	27800.000			3870000.000	ug/kg
WP-EP18 & EP11	5/26/21	0	2	MANGANESE	196.000	978.000			230000.000	ug/kg
WP-EP18 & EP11	5/27/21	2	4	MANGANESE	185.000	927.000			239000.000	ug/kg
WP-EP18 & EP11	5/26/21	0	2	MERCURY	7.450	22.200	U	U	22.200	ug/kg
WP-EP18 & EP11	5/27/21	2	4	MERCURY	7.740	23.100		J	287.000	ug/kg
WP-EP18 & EP11	5/26/21	0	2	M-NITROANILINE	2020.000	6720.000	U	U	6720.000	ug/kg

Table C-4 236-H Concrete Sample Data

STATION	DATE	TOP DEPTH (in)	BOTTOM DEPTH (in)	ANALYTE	MDL	SQL	LAB QUAL.	REVIEW QUAL.	RESULT	UNITS
WP-EP18 & EP11	5/27/21	2	4	M-NITROANILINE	1040.000	3460.000	U	U	3460.000	ug/kg
WP-EP18 & EP11	5/26/21	0	2	NAPHTHALENE	202.000	672.000	U	U	672.000	ug/kg
WP-EP18 & EP11	5/27/21	2	4	NAPHTHALENE	104.000	346.000	U	U	346.000	ug/kg
WP-EP18 & EP11	5/26/21	0	2	N-DIOCTYL PHTHALATE	202.000	672.000	U	U	672.000	ug/kg
WP-EP18 & EP11	5/27/21	2	4	N-DIOCTYL PHTHALATE	104.000	346.000	U	U	346.000	ug/kg
WP-EP18 & EP11	5/26/21	0	2	NEPTUNIUM-237	0.065	0.123	U	U	-0.018	pCi/g
WP-EP18 & EP11	5/27/21	2	4	NEPTUNIUM-237	0.043	0.082	U	U	-0.010	pCi/g
WP-EP18 & EP11	5/26/21	0	2	NICKEL	147.000	489.000			58500.000	ug/kg
WP-EP18 & EP11	5/27/21	2	4	NICKEL	139.000	463.000			38000.000	ug/kg
WP-EP18 & EP11	5/26/21	0	2	NICKEL-59	4.100	9.080	U	U	-0.955	pCi/g
WP-EP18 & EP11	5/27/21	2	4	NICKEL-59	3.680	7.620	U	U	0.507	pCi/g
WP-EP18 & EP11	5/26/21	0	2	NICKEL-63	2.900	6.180	U	U	-0.526	pCi/g
WP-EP18 & EP11	5/27/21	2	4	NICKEL-63	1.830	3.990	U	U	0.752	pCi/g
WP-EP18 & EP11	5/26/21	0	2	NITROBENZENE	2020.000	6720.000	U	U	6720.000	ug/kg
WP-EP18 & EP11	5/27/21	2	4	NITROBENZENE	1040.000	3460.000	U	U	3460.000	ug/kg
WP-EP18 & EP11	5/26/21	0	2	N-NITROSODIPHENYLAMINE+ DIPHENYLAMINE	2020.000	6720.000	U	U	6720.000	ug/kg
WP-EP18 & EP11	5/27/21	2	4	N-NITROSODIPHENYLAMINE+ DIPHENYLAMINE	1040.000	3460.000	U	U	3460.000	ug/kg
WP-EP18 & EP11	5/26/21	0	2	N-NITROSODIPROPYLAMINE	2020.000	6720.000	U	U	6720.000	ug/kg
WP-EP18 & EP11	5/27/21	2	4	N-NITROSODIPROPYLAMINE	1040.000	3460.000	U	U	3460.000	ug/kg
WP-EP18 & EP11	5/26/21	0	2	NONVOLATILE BETA	1.980	5.340			18.700	pCi/g
WP-EP18 & EP11	5/27/21	2	4	NONVOLATILE BETA	2.230	5.850			22.300	pCi/g
WP-EP18 & EP11	5/26/21	0	2	O-CRESOL (2-METHYLPHENOL)	2020.000	6720.000	U	U	6720.000	ug/kg
WP-EP18 & EP11	5/27/21	2	4	O-CRESOL (2-METHYLPHENOL)	1040.000	3460.000	U	R	3460.000	ug/kg
WP-EP18 & EP11	5/26/21	0	2	P-CHLORO-M-CRESOL	2690.000	6720.000	U	U	6720.000	ug/kg
WP-EP18 & EP11	5/27/21	2	4	P-CHLORO-M-CRESOL	1380.000	3460.000	U	R	3460.000	ug/kg
WP-EP18 & EP11	5/26/21	0	2	PENTACHLOROPHENOL	2020.000	6720.000	U	U	6720.000	ug/kg
WP-EP18 & EP11	5/27/21	2	4	PENTACHLOROPHENOL	1040.000	3460.000	U	R	3460.000	ug/kg
WP-EP18 & EP11	5/26/21	0	2	PHENANTHRENE	202.000	672.000	U	U	672.000	ug/kg
WP-EP18 & EP11	5/27/21	2	4	PHENANTHRENE	104.000	346.000	U	U	346.000	ug/kg
WP-EP18 & EP11	5/26/21	0	2	PHENOL	2020.000	6720.000	U	U	6720.000	ug/kg
WP-EP18 & EP11	5/27/21	2	4	PHENOL	1040.000	3460.000	U	R	3460.000	ug/kg
WP-EP18 & EP11	5/26/21	0	2	PLUTONIUM-238	0.687	1.510	U	U	0.249	pCi/g
WP-EP18 & EP11	5/27/21	2	4	PLUTONIUM-238	1.370	2.310	U	U	-0.312	pCi/g
WP-EP18 & EP11	5/26/21	0	2	PLUTONIUM-239/240	0.608	1.130	U	U	-0.028	pCi/g
WP-EP18 & EP11	5/27/21	2	4	PLUTONIUM-239/240	1.010	1.870	U	U	-0.029	pCi/g

Table C-4 236-H Concrete Sample Data

STATION	DATE	TOP DEPTH (in)	BOTTOM DEPTH (in)	ANALYTE	MDL	SQL	LAB QUAL.	REVIEW QUAL.	RESULT	UNITS
WP-EP18 & EP11	5/26/21	0	2	PLUTONIUM-242	0.728	1.340	U	U	-0.076	pCi/g
WP-EP18 & EP11	5/27/21	2	4	PLUTONIUM-242	0.688	1.510	U	U	0.109	pCi/g
WP-EP18 & EP11	5/26/21	0	2	P-NITROANILINE	2020.000	6720.000	U	U	6720.000	ug/kg
WP-EP18 & EP11	5/27/21	2	4	P-NITROANILINE	1040.000	3460.000	U	U	3460.000	ug/kg
WP-EP18 & EP11	5/26/21	0	2	POTASSIUM	6260.000	24400.000			3060000.000	ug/kg
WP-EP18 & EP11	5/27/21	2	4	POTASSIUM	5930.000	23200.000			2130000.000	ug/kg
WP-EP18 & EP11	5/26/21	0	2	POTASSIUM-40	0.440	2.900			16.200	pCi/g
WP-EP18 & EP11	5/27/21	2	4	POTASSIUM-40	0.423	2.820			16.100	pCi/g
WP-EP18 & EP11	5/26/21	0	2	PYRENE	202.000	672.000	U	U	672.000	ug/kg
WP-EP18 & EP11	5/27/21	2	4	PYRENE	104.000	346.000	U	U	346.000	ug/kg
WP-EP18 & EP11	5/26/21	0	2	RADIUM-226	0.386	1.170	J	J	1.100	pCi/g
WP-EP18 & EP11	5/27/21	2	4	RADIUM-226	0.186	0.758			0.828	pCi/g
WP-EP18 & EP11	5/26/21	0	2	RADIUM-228	1.070	2.420	U	U	0.788	pCi/g
WP-EP18 & EP11	5/27/21	2	4	RADIUM-228	1.030	2.260	U	U	0.551	pCi/g
WP-EP18 & EP11	5/26/21	0	2	SELENIUM	489.000	2930.000	U	U	2930.000	ug/kg
WP-EP18 & EP11	5/27/21	2	4	SELENIUM	463.000	2780.000	U	U	2780.000	ug/kg
WP-EP18 & EP11	5/26/21	0	2	SILVER	97.800	489.000	U	U	489.000	ug/kg
WP-EP18 & EP11	5/27/21	2	4	SILVER	92.700	463.000	J	J	105.000	ug/kg
WP-EP18 & EP11	5/26/21	0	2	SODIUM	6840.000	24400.000			1140000.000	ug/kg
WP-EP18 & EP11	5/27/21	2	4	SODIUM	6490.000	23200.000		J	655000.000	ug/kg
WP-EP18 & EP11	5/26/21	0	2	STRONTIUM-90	1.460	3.090	U	U	0.234	pCi/g
WP-EP18 & EP11	5/27/21	2	4	STRONTIUM-90	1.480	2.830	U	U	-0.900	pCi/g
WP-EP18 & EP11	5/26/21	0	2	TECHNETIUM-99	3.770	7.970	U	U	-1.610	pCi/g
WP-EP18 & EP11	5/27/21	2	4	TECHNETIUM-99	3.850	8.250	U	U	-0.301	pCi/g
WP-EP18 & EP11	5/26/21	0	2	THALLIUM	2440.000	9780.000	U	U	9780.000	ug/kg
WP-EP18 & EP11	5/27/21	2	4	THALLIUM	463.000	1850.000	U	U	1850.000	ug/kg
WP-EP18 & EP11	5/26/21	0	2	THORIUM-228	0.530	1.530	J	J	0.994	pCi/g
WP-EP18 & EP11	5/27/21	2	4	THORIUM-228	0.413	1.630	J	J	1.510	pCi/g
WP-EP18 & EP11	5/26/21	0	2	THORIUM-230	0.534	1.370	U	U	0.589	pCi/g
WP-EP18 & EP11	5/27/21	2	4	THORIUM-230	0.459	1.600	U	U	1.300	pCi/g
WP-EP18 & EP11	5/26/21	0	2	THORIUM-232	0.350	1.500			1.640	pCi/g
WP-EP18 & EP11	5/27/21	2	4	THORIUM-232	0.294	1.480			1.520	pCi/g
WP-EP18 & EP11	5/26/21	0	2	TRITIUM	4.660	114.000			12600.000	pCi/g
WP-EP18 & EP11	5/27/21	2	4	TRITIUM	4.470	142.000			20600.000	pCi/g
WP-EP18 & EP11	5/26/21	0	2	URANIUM-233/234	0.536	1.480	J	J	0.677	pCi/g
WP-EP18 & EP11	5/27/21	2	4	URANIUM-233/234	0.842	2.420	J	J	1.290	pCi/g

Table C-4 236-H Concrete Sample Data

STATION	DATE	TOP DEPTH (in)	BOTTOM DEPTH (in)	ANALYTE	MDL	SQL	LAB QUAL.	REVIEW QUAL.	RESULT	UNITS
WP-EP18 & EP11	5/26/21	0	2	URANIUM-235	0.236	0.554	U	U	0.000	pCi/g
WP-EP18 & EP11	5/27/21	2	4	URANIUM-235	0.570	1.060	U	U	-0.029	pCi/g
WP-EP18 & EP11	5/26/21	0	2	URANIUM-238	0.353	1.020	U	U	0.351	pCi/g
WP-EP18 & EP11	5/27/21	2	4	URANIUM-238	0.462	1.930	J	J	1.320	pCi/g
WP-EP18 & EP11	5/26/21	0	2	VANADIUM	97.800	489.000			15400.000	ug/kg
WP-EP18 & EP11	5/27/21	2	4	VANADIUM	92.700	463.000			18500.000	ug/kg
WP-EP18 & EP11	5/26/21	0	2	ZINC	391.000	1960.000			91200.000	ug/kg
WP-EP18 & EP11	5/27/21	2	4	ZINC	371.000	1850.000			74500.000	ug/kg
ZBED-1A & -2A	6/1/21	0	2	1,1'-BIPHENYL	2000.000	6660.000	U	U	6660.000	ug/kg
ZBED-1A & -2A	6/2/21	2	4	1,1'-BIPHENYL	103.000	342.000	U	U	342.000	ug/kg
ZBED-1A & -2A	6/1/21	0	2	1,2,4,5-TETRACHLOROBENZENE	2000.000	6660.000	U	U	6660.000	ug/kg
ZBED-1A & -2A	6/2/21	2	4	1,2,4,5-TETRACHLOROBENZENE	103.000	342.000	U	U	342.000	ug/kg
ZBED-1A & -2A	6/1/21	0	2	2,3,4,6-TETRACHLOROPHENOL	2000.000	6660.000	U	R	6660.000	ug/kg
ZBED-1A & -2A	6/2/21	2	4	2,3,4,6-TETRACHLOROPHENOL	103.000	342.000	U	R	342.000	ug/kg
ZBED-1A & -2A	6/1/21	0	2	2,4,5-TRICHLOROPHENOL	2000.000	6660.000	U	R	6660.000	ug/kg
ZBED-1A & -2A	6/2/21	2	4	2,4,5-TRICHLOROPHENOL	103.000	342.000	U	R	342.000	ug/kg
ZBED-1A & -2A	6/1/21	0	2	2,4,6-TRICHLOROPHENOL	2000.000	6660.000	U	R	6660.000	ug/kg
ZBED-1A & -2A	6/2/21	2	4	2,4,6-TRICHLOROPHENOL	103.000	342.000	U	R	342.000	ug/kg
ZBED-1A & -2A	6/1/21	0	2	2,4-DICHLOROPHENOL	2000.000	6660.000	U	R	6660.000	ug/kg
ZBED-1A & -2A	6/2/21	2	4	2,4-DICHLOROPHENOL	103.000	342.000	U	R	342.000	ug/kg
ZBED-1A & -2A	6/1/21	0	2	2,4-DIMETHYLPHENOL	2000.000	6660.000	U	R	6660.000	ug/kg
ZBED-1A & -2A	6/2/21	2	4	2,4-DIMETHYLPHENOL	103.000	342.000	U	R	342.000	ug/kg
ZBED-1A & -2A	6/1/21	0	2	2,4-DINITROPHENOL	2000.000	13300.000	U	R	13300.000	ug/kg
ZBED-1A & -2A	6/2/21	2	4	2,4-DINITROPHENOL	103.000	684.000	U	R	684.000	ug/kg
ZBED-1A & -2A	6/1/21	0	2	2,4-DINITROTOLUENE	2000.000	6660.000	U	U	6660.000	ug/kg
ZBED-1A & -2A	6/2/21	2	4	2,4-DINITROTOLUENE	103.000	342.000	U	U	342.000	ug/kg
ZBED-1A & -2A	6/1/21	0	2	2,6-DINITROTOLUENE	2000.000	6660.000	U	U	6660.000	ug/kg
ZBED-1A & -2A	6/2/21	2	4	2,6-DINITROTOLUENE	103.000	342.000	U	U	342.000	ug/kg
ZBED-1A & -2A	6/1/21	0	2	2-CHLORONAPHTHALENE	200.000	666.000	U	U	666.000	ug/kg
ZBED-1A & -2A	6/2/21	2	4	2-CHLORONAPHTHALENE	10.300	34.200	U	U	34.200	ug/kg
ZBED-1A & -2A	6/1/21	0	2	2-CHLOROPHENOL	2000.000	6660.000	U	R	6660.000	ug/kg
ZBED-1A & -2A	6/2/21	2	4	2-CHLOROPHENOL	103.000	342.000	U	R	342.000	ug/kg
ZBED-1A & -2A	6/1/21	0	2	2-METHYLNAPHTHALENE	200.000	666.000	U	U	666.000	ug/kg
ZBED-1A & -2A	6/2/21	2	4	2-METHYLNAPHTHALENE	10.300	34.200	U	U	34.200	ug/kg
ZBED-1A & -2A	6/1/21	0	2	2-NITROANILINE	2200.000	6660.000	U	U	6660.000	ug/kg
ZBED-1A & -2A	6/2/21	2	4	2-NITROANILINE	113.000	342.000	U	U	342.000	ug/kg

Table C-4 236-H Concrete Sample Data

STATION	DATE	TOP DEPTH (in)	BOTTOM DEPTH (in)	ANALYTE	MDL	SQL	LAB QUAL.	REVIEW QUAL.	RESULT	UNITS
ZBED-1A & -2A	6/1/21	0	2	2-NITROPHENOL	2000.000	6660.000	U	R	6660.000	ug/kg
ZBED-1A & -2A	6/2/21	2	4	2-NITROPHENOL	103.000	342.000	U	R	342.000	ug/kg
ZBED-1A & -2A	6/1/21	0	2	3,3-DICHLOROBENZIDINE	2000.000	6660.000	U	U	6660.000	ug/kg
ZBED-1A & -2A	6/2/21	2	4	3,3-DICHLOROBENZIDINE	103.000	342.000	U	U	342.000	ug/kg
ZBED-1A & -2A	6/1/21	0	2	4-BROMOPHENYL PHENYL ETHER	2000.000	6660.000	U	U	6660.000	ug/kg
ZBED-1A & -2A	6/2/21	2	4	4-BROMOPHENYL PHENYL ETHER	103.000	342.000	U	U	342.000	ug/kg
ZBED-1A & -2A	6/1/21	0	2	4-CHLOROANILINE	2000.000	6660.000	U	U	6660.000	ug/kg
ZBED-1A & -2A	6/2/21	2	4	4-CHLOROANILINE	103.000	342.000	U	U	342.000	ug/kg
ZBED-1A & -2A	6/1/21	0	2	4-CHLOROPHENYL PHENYL ETHER	2000.000	6660.000	U	U	6660.000	ug/kg
ZBED-1A & -2A	6/2/21	2	4	4-CHLOROPHENYL PHENYL ETHER	103.000	342.000	U	U	342.000	ug/kg
ZBED-1A & -2A	6/1/21	0	2	4-NITROPHENOL	2000.000	6660.000	U	R	6660.000	ug/kg
ZBED-1A & -2A	6/2/21	2	4	4-NITROPHENOL	103.000	342.000	U	R	342.000	ug/kg
ZBED-1A & -2A	6/1/21	0	2	ACENAPHTHENE	200.000	666.000	U	U	666.000	ug/kg
ZBED-1A & -2A	6/2/21	2	4	ACENAPHTHENE	10.300	34.200	U	U	34.200	ug/kg
ZBED-1A & -2A	6/1/21	0	2	ACENAPHTHYLENE	200.000	666.000	U	U	666.000	ug/kg
ZBED-1A & -2A	6/2/21	2	4	ACENAPHTHYLENE	10.300	34.200	U	U	34.200	ug/kg
ZBED-1A & -2A	6/1/21	0	2	ACETOPHENONE	2000.000	6660.000	U	U	6660.000	ug/kg
ZBED-1A & -2A	6/2/21	2	4	ACETOPHENONE	103.000	342.000	U	R	342.000	ug/kg
ZBED-1A & -2A	6/1/21	0	2	ACTINIUM-228	0.137	0.555			1.130	pCi/g
ZBED-1A & -2A	6/2/21	2	4	ACTINIUM-228	0.174	0.704			1.290	pCi/g
ZBED-1A & -2A	6/1/21	0	2	ALUMINUM	6850.000	20200.000			6560000.000	ug/kg
ZBED-1A & -2A	6/2/21	2	4	ALUMINUM	6830.000	20100.000			8520000.000	ug/kg
ZBED-1A & -2A	6/1/21	0	2	AMERICIUM-241	0.250	0.718	U	U	0.083	pCi/g
ZBED-1A & -2A	6/2/21	2	4	AMERICIUM-241	0.456	0.982	U	U	0.096	pCi/g
ZBED-1A & -2A	6/1/21	0	2	AMERICIUM-243	0.335	0.819	U	U	0.123	pCi/g
ZBED-1A & -2A	6/2/21	2	4	AMERICIUM-243	0.829	1.790	U	U	0.174	pCi/g
ZBED-1A & -2A	6/1/21	0	2	ANTHRACENE	200.000	666.000	U	U	666.000	ug/kg
ZBED-1A & -2A	6/2/21	2	4	ANTHRACENE	10.300	34.200	U	U	34.200	ug/kg
ZBED-1A & -2A	6/1/21	0	2	ANTIMONY	333.000	2020.000	J	J	5710.000	ug/kg
ZBED-1A & -2A	6/2/21	2	4	ANTIMONY	331.000	2010.000	J	J	1140.000	ug/kg
ZBED-1A & -2A	6/1/21	0	2	AROCLOR 1016	1.110	3.350	U	U	3.350	ug/kg
ZBED-1A & -2A	6/2/21	2	4	AROCLOR 1016	1.130	3.390	U	U	3.390	ug/kg
ZBED-1A & -2A	6/1/21	0	2	AROCLOR 1221	1.110	3.350	U	U	3.350	ug/kg
ZBED-1A & -2A	6/2/21	2	4	AROCLOR 1221	1.130	3.390	U	U	3.390	ug/kg
ZBED-1A & -2A	6/1/21	0	2	AROCLOR 1232	1.110	3.350	U	U	3.350	ug/kg
ZBED-1A & -2A	6/2/21	2	4	AROCLOR 1232	1.130	3.390	U	U	3.390	ug/kg

Table C-4 236-H Concrete Sample Data

STATION	DATE	TOP DEPTH (in)	BOTTOM DEPTH (in)	ANALYTE	MDL	SQL	LAB QUAL.	REVIEW QUAL.	RESULT	UNITS
ZBED-1A & -2A	6/1/21	0	2	AROCLOR 1242	1.110	3.350	U	U	3.350	ug/kg
ZBED-1A & -2A	6/2/21	2	4	AROCLOR 1242	1.130	3.390	U	U	3.390	ug/kg
ZBED-1A & -2A	6/1/21	0	2	AROCLOR 1248	1.110	3.350	U	U	3.350	ug/kg
ZBED-1A & -2A	6/2/21	2	4	AROCLOR 1248	1.130	3.390	U	U	3.390	ug/kg
ZBED-1A & -2A	6/1/21	0	2	AROCLOR 1254	1.110	3.350	U	U	3.350	ug/kg
ZBED-1A & -2A	6/2/21	2	4	AROCLOR 1254	1.130	3.390	U	U	3.390	ug/kg
ZBED-1A & -2A	6/1/21	0	2	AROCLOR 1260	1.110	3.350	J	J	2.300	ug/kg
ZBED-1A & -2A	6/2/21	2	4	AROCLOR 1260	1.130	3.390			4.440	ug/kg
ZBED-1A & -2A	6/1/21	0	2	ARSENIC	504.000	3020.000	J	J	575.000	ug/kg
ZBED-1A & -2A	6/2/21	2	4	ARSENIC	502.000	3010.000	J	J	732.000	ug/kg
ZBED-1A & -2A	6/1/21	0	2	ATRAZINE	2660.000	6660.000	U	U	6660.000	ug/kg
ZBED-1A & -2A	6/2/21	2	4	ATRAZINE	137.000	342.000	U	U	342.000	ug/kg
ZBED-1A & -2A	6/1/21	0	2	BARIUM	101.000	504.000			43800.000	ug/kg
ZBED-1A & -2A	6/2/21	2	4	BARIUM	100.000	502.000			48300.000	ug/kg
ZBED-1A & -2A	6/1/21	0	2	BENZALDEHYDE	2000.000	6660.000	U	UJ	6660.000	ug/kg
ZBED-1A & -2A	6/2/21	2	4	BENZALDEHYDE	103.000	342.000	U	R	342.000	ug/kg
ZBED-1A & -2A	6/1/21	0	2	BENZO(G,H,I)PERYLENE	200.000	666.000	U	U	666.000	ug/kg
ZBED-1A & -2A	6/2/21	2	4	BENZO(G,H,I)PERYLENE	10.300	34.200	U	U	34.200	ug/kg
ZBED-1A & -2A	6/1/21	0	2	BENZO[A]ANTHRACENE	200.000	666.000	U	U	666.000	ug/kg
ZBED-1A & -2A	6/2/21	2	4	BENZO[A]ANTHRACENE	10.300	34.200	U	U	34.200	ug/kg
ZBED-1A & -2A	6/1/21	0	2	BENZO[A]PYRENE	200.000	666.000	U	U	666.000	ug/kg
ZBED-1A & -2A	6/2/21	2	4	BENZO[A]PYRENE	10.300	34.200	U	U	34.200	ug/kg
ZBED-1A & -2A	6/1/21	0	2	BENZO[B]FLUORANTHENE	200.000	666.000	U	U	666.000	ug/kg
ZBED-1A & -2A	6/2/21	2	4	BENZO[B]FLUORANTHENE	10.300	34.200	U	U	34.200	ug/kg
ZBED-1A & -2A	6/1/21	0	2	BENZO[K]FLUORANTHENE	200.000	666.000	U	U	666.000	ug/kg
ZBED-1A & -2A	6/2/21	2	4	BENZO[K]FLUORANTHENE	10.300	34.200	U	U	34.200	ug/kg
ZBED-1A & -2A	6/1/21	0	2	BERYLLIUM	101.000	504.000	J	J	451.000	ug/kg
ZBED-1A & -2A	6/2/21	2	4	BERYLLIUM	100.000	502.000			804.000	ug/kg
ZBED-1A & -2A	6/1/21	0	2	BIS(2-CHLORO-1-METHYLETHYL)ETHER	2000.000	6660.000	U	U	6660.000	ug/kg
ZBED-1A & -2A	6/2/21	2	4	BIS(2-CHLORO-1-METHYLETHYL)ETHER	103.000	342.000	U	U	342.000	ug/kg
ZBED-1A & -2A	6/1/21	0	2	BIS(2-CHLOROETHOXY)METHANE	2000.000	6660.000	U	U	6660.000	ug/kg
ZBED-1A & -2A	6/2/21	2	4	BIS(2-CHLOROETHOXY)METHANE	103.000	342.000	U	U	342.000	ug/kg
ZBED-1A & -2A	6/1/21	0	2	BIS(2-CHLOROETHYL)ETHER	2000.000	6660.000	U	U	6660.000	ug/kg
ZBED-1A & -2A	6/2/21	2	4	BIS(2-CHLOROETHYL)ETHER	103.000	342.000	U	R	342.000	ug/kg
ZBED-1A & -2A	6/1/21	0	2	BIS(2-ETHYLHEXYL)PHTHALATE (DEHP)	200.000	666.000	U	U	666.000	ug/kg
ZBED-1A & -2A	6/2/21	2	4	BIS(2-ETHYLHEXYL)PHTHALATE (DEHP)	10.300	34.200	J	J	32.100	ug/kg

Table C-4 236-H Concrete Sample Data

STATION	DATE	TOP DEPTH (in)	BOTTOM DEPTH (in)	ANALYTE	MDL	SQL	LAB QUAL.	REVIEW QUAL.	RESULT	UNITS
ZBED-1A & -2A	6/1/21	0	2	BISMUTH-212	0.568	2.190	J	J	1.580	pCi/g
ZBED-1A & -2A	6/2/21	2	4	BISMUTH-212	0.778	2.530	J	J	1.830	pCi/g
ZBED-1A & -2A	6/1/21	0	2	BISMUTH-214	0.070	0.316			0.802	pCi/g
ZBED-1A & -2A	6/2/21	2	4	BISMUTH-214	0.095	0.393			1.080	pCi/g
ZBED-1A & -2A	6/1/21	0	2	BUTYL BENZYL PHTHALATE	200.000	666.000	U	U	666.000	ug/kg
ZBED-1A & -2A	6/2/21	2	4	BUTYL BENZYL PHTHALATE	10.300	34.200	U	U	34.200	ug/kg
ZBED-1A & -2A	6/1/21	0	2	CADMIUM	101.000	504.000	U	U	504.000	ug/kg
ZBED-1A & -2A	6/2/21	2	4	CADMIUM	100.000	502.000	J	J	222.000	ug/kg
ZBED-1A & -2A	6/1/21	0	2	CALCIUM	40300.000	126000.000			67200000.000	ug/kg
ZBED-1A & -2A	6/2/21	2	4	CALCIUM	40200.000	126000.000			58100000.000	ug/kg
ZBED-1A & -2A	6/1/21	0	2	CAPROLACTAM	2000.000	6660.000	U	U	6660.000	ug/kg
ZBED-1A & -2A	6/2/21	2	4	CAPROLACTAM	103.000	342.000	U	U	342.000	ug/kg
ZBED-1A & -2A	6/1/21	0	2	CARBAZOLE	200.000	666.000	U	U	666.000	ug/kg
ZBED-1A & -2A	6/2/21	2	4	CARBAZOLE	10.300	34.200	U	U	34.200	ug/kg
ZBED-1A & -2A	6/1/21	0	2	CARBON-14	1.490	3.970			16.400	pCi/g
ZBED-1A & -2A	6/2/21	2	4	CARBON-14	1.520	3.390	J	J	2.010	pCi/g
ZBED-1A & -2A	6/1/21	0	2	CESIUM-137	0.038	0.084	U	U	-0.001	pCi/g
ZBED-1A & -2A	6/2/21	2	4	CESIUM-137	0.054	0.113	U	U	-0.005	pCi/g
ZBED-1A & -2A	6/1/21	0	2	CHROMIUM	151.000	1010.000			183000.000	ug/kg
ZBED-1A & -2A	6/2/21	2	4	CHROMIUM	151.000	1000.000			14300.000	ug/kg
ZBED-1A & -2A	6/1/21	0	2	CHRYSENE	200.000	666.000	U	U	666.000	ug/kg
ZBED-1A & -2A	6/2/21	2	4	CHRYSENE	10.300	34.200	U	U	34.200	ug/kg
ZBED-1A & -2A	6/1/21	0	2	COBALT	151.000	504.000			11300.000	ug/kg
ZBED-1A & -2A	6/2/21	2	4	COBALT	151.000	502.000			6040.000	ug/kg
ZBED-1A & -2A	6/1/21	0	2	COBALT-60	0.047	0.113	U	U	0.036	pCi/g
ZBED-1A & -2A	6/2/21	2	4	COBALT-60	0.072	0.145	U	U	0.004	pCi/g
ZBED-1A & -2A	6/1/21	0	2	COPPER	302.000	2020.000			29900.000	ug/kg
ZBED-1A & -2A	6/2/21	2	4	COPPER	301.000	2010.000			20400.000	ug/kg
ZBED-1A & -2A	6/1/21	0	2	CURIUM-242	0.430	0.760	U	U	-0.037	pCi/g
ZBED-1A & -2A	6/2/21	2	4	CURIUM-242	0.450	1.050	U	U	0.000	pCi/g
ZBED-1A & -2A	6/1/21	0	2	CURIUM-243/244	0.577	1.170	U	U	0.066	pCi/g
ZBED-1A & -2A	6/2/21	2	4	CURIUM-243/244	0.409	0.999	U	U	0.186	pCi/g
ZBED-1A & -2A	6/1/21	0	2	CURIUM-245/246	0.244	0.572	U	U	0.000	pCi/g
ZBED-1A & -2A	6/2/21	2	4	CURIUM-245/246	0.473	1.110	U	U	0.000	pCi/g
ZBED-1A & -2A	6/1/21	0	2	DIBENZ[AH]ANTHRACENE	200.000	666.000	U	U	666.000	ug/kg
ZBED-1A & -2A	6/2/21	2	4	DIBENZ[AH]ANTHRACENE	10.300	34.200	U	U	34.200	ug/kg

Table C-4 236-H Concrete Sample Data

STATION	DATE	TOP DEPTH (in)	BOTTOM DEPTH (in)	ANALYTE	MDL	SQL	LAB QUAL.	REVIEW QUAL.	RESULT	UNITS
ZBED-1A & -2A	6/1/21	0	2	DIBENZOFURAN	2000.000	6660.000	U	U	6660.000	ug/kg
ZBED-1A & -2A	6/2/21	2	4	DIBENZOFURAN	103.000	342.000	U	U	342.000	ug/kg
ZBED-1A & -2A	6/1/21	0	2	DIETHYL PHTHALATE	200.000	666.000	U	U	666.000	ug/kg
ZBED-1A & -2A	6/2/21	2	4	DIETHYL PHTHALATE	10.300	34.200	U	U	34.200	ug/kg
ZBED-1A & -2A	6/1/21	0	2	DIMETHYL PHTHALATE	200.000	666.000	U	U	666.000	ug/kg
ZBED-1A & -2A	6/2/21	2	4	DIMETHYL PHTHALATE	10.300	34.200	U	U	34.200	ug/kg
ZBED-1A & -2A	6/1/21	0	2	DI-N-BUTYL PHTHALATE	200.000	666.000	U	U	666.000	ug/kg
ZBED-1A & -2A	6/2/21	2	4	DI-N-BUTYL PHTHALATE	10.300	34.200	U	U	34.200	ug/kg
ZBED-1A & -2A	6/1/21	0	2	DINITRO-O-CRESOL	2000.000	6660.000	U	R	6660.000	ug/kg
ZBED-1A & -2A	6/2/21	2	4	DINITRO-O-CRESOL	103.000	342.000	U	R	342.000	ug/kg
ZBED-1A & -2A	6/1/21	0	2	EUROPIUM-154	0.150	0.303	U	U	0.045	pCi/g
ZBED-1A & -2A	6/2/21	2	4	EUROPIUM-154	0.207	0.437	U	U	-0.043	pCi/g
ZBED-1A & -2A	6/1/21	0	2	FLUORANTHENE	200.000	666.000	U	U	666.000	ug/kg
ZBED-1A & -2A	6/2/21	2	4	FLUORANTHENE	10.300	34.200	U	U	34.200	ug/kg
ZBED-1A & -2A	6/1/21	0	2	FLUORENE	200.000	666.000	U	U	666.000	ug/kg
ZBED-1A & -2A	6/2/21	2	4	FLUORENE	10.300	34.200	U	U	34.200	ug/kg
ZBED-1A & -2A	6/1/21	0	2	GROSS ALPHA	1.520	5.680			14.400	pCi/g
ZBED-1A & -2A	6/2/21	2	4	GROSS ALPHA	2.170	6.490			16.600	pCi/g
ZBED-1A & -2A	6/1/21	0	2	HEXACHLOROBENZENE	2000.000	6660.000	U	U	6660.000	ug/kg
ZBED-1A & -2A	6/2/21	2	4	HEXACHLOROBENZENE	103.000	342.000	U	U	342.000	ug/kg
ZBED-1A & -2A	6/1/21	0	2	HEXACHLOROBUTADIENE	2000.000	6660.000	U	U	6660.000	ug/kg
ZBED-1A & -2A	6/2/21	2	4	HEXACHLOROBUTADIENE	103.000	342.000	U	U	342.000	ug/kg
ZBED-1A & -2A	6/1/21	0	2	HEXACHLOROCYCLOPENTADIENE	2000.000	6660.000	U	UJ	6660.000	ug/kg
ZBED-1A & -2A	6/2/21	2	4	HEXACHLOROCYCLOPENTADIENE	103.000	342.000	U	R	342.000	ug/kg
ZBED-1A & -2A	6/1/21	0	2	HEXACHLOROETHANE	2000.000	6660.000	U	U	6660.000	ug/kg
ZBED-1A & -2A	6/2/21	2	4	HEXACHLOROETHANE	103.000	342.000	U	U	342.000	ug/kg
ZBED-1A & -2A	6/1/21	0	2	INDENO[1,2,3-CD]PYRENE	200.000	666.000	U	U	666.000	ug/kg
ZBED-1A & -2A	6/2/21	2	4	INDENO[1,2,3-CD]PYRENE	10.300	34.200	U	U	34.200	ug/kg
ZBED-1A & -2A	6/1/21	0	2	IODINE-129	0.098	0.448	U	U	-0.155	pCi/g
ZBED-1A & -2A	6/2/21	2	4	IODINE-129	0.435	0.835	U	U	0.089	pCi/g
ZBED-1A & -2A	6/1/21	0	2	IRON	8060.000	25200.000			12200000.000	ug/kg
ZBED-1A & -2A	6/2/21	2	4	IRON	8030.000	25100.000			14200000.000	ug/kg
ZBED-1A & -2A	6/1/21	0	2	ISOPHORONE	2000.000	6660.000	U	U	6660.000	ug/kg
ZBED-1A & -2A	6/2/21	2	4	ISOPHORONE	103.000	342.000	U	R	342.000	ug/kg
ZBED-1A & -2A	6/1/21	0	2	LEAD	333.000	2020.000			4490.000	ug/kg
ZBED-1A & -2A	6/2/21	2	4	LEAD	331.000	2010.000			6000.000	ug/kg

Table C-4 236-H Concrete Sample Data

STATION	DATE	TOP DEPTH (in)	BOTTOM DEPTH (in)	ANALYTE	MDL	SQL	LAB QUAL.	REVIEW QUAL.	RESULT	UNITS
ZBED-1A & -2A	6/1/21	0	2	LEAD-212	0.057	0.241			1.240	pCi/g
ZBED-1A & -2A	6/2/21	2	4	LEAD-212	0.063	0.267			1.400	pCi/g
ZBED-1A & -2A	6/1/21	0	2	LEAD-214	0.207	0.487			0.865	pCi/g
ZBED-1A & -2A	6/2/21	2	4	LEAD-214	0.246	0.544			1.170	pCi/g
ZBED-1A & -2A	6/1/21	0	2	M/P-CRESOL	2000.000	6660.000	U	R	6660.000	ug/kg
ZBED-1A & -2A	6/2/21	2	4	M/P-CRESOL	103.000	342.000	U	R	342.000	ug/kg
ZBED-1A & -2A	6/1/21	0	2	MAGNESIUM	8560.000	30200.000			3320000.000	ug/kg
ZBED-1A & -2A	6/2/21	2	4	MAGNESIUM	8540.000	30100.000			4750000.000	ug/kg
ZBED-1A & -2A	6/1/21	0	2	MANGANESE	202.000	1010.000			179000.000	ug/kg
ZBED-1A & -2A	6/2/21	2	4	MANGANESE	201.000	1000.000			453000.000	ug/kg
ZBED-1A & -2A	6/1/21	0	2	MERCURY	16.300	48.700			963.000	ug/kg
ZBED-1A & -2A	6/2/21	2	4	MERCURY	139.000	415.000			2030.000	ug/kg
ZBED-1A & -2A	6/1/21	0	2	M-NITROANILINE	2000.000	6660.000	U	U	6660.000	ug/kg
ZBED-1A & -2A	6/2/21	2	4	M-NITROANILINE	103.000	342.000	U	U	342.000	ug/kg
ZBED-1A & -2A	6/1/21	0	2	NAPHTHALENE	200.000	666.000	U	U	666.000	ug/kg
ZBED-1A & -2A	6/2/21	2	4	NAPHTHALENE	10.300	34.200	U	U	34.200	ug/kg
ZBED-1A & -2A	6/1/21	0	2	N-DIOCTYL PHTHALATE	200.000	666.000	U	U	666.000	ug/kg
ZBED-1A & -2A	6/2/21	2	4	N-DIOCTYL PHTHALATE	10.300	34.200	U	U	34.200	ug/kg
ZBED-1A & -2A	6/1/21	0	2	NEPTUNIUM-237	0.034	0.068	U	U	0.001	pCi/g
ZBED-1A & -2A	6/2/21	2	4	NEPTUNIUM-237	0.043	0.079	U	U	-0.018	pCi/g
ZBED-1A & -2A	6/1/21	0	2	NICKEL	151.000	504.000			392000.000	ug/kg
ZBED-1A & -2A	6/2/21	2	4	NICKEL	151.000	502.000			5450.000	ug/kg
ZBED-1A & -2A	6/1/21	0	2	NICKEL-59	1.230	2.670	U	U	-0.698	pCi/g
ZBED-1A & -2A	6/2/21	2	4	NICKEL-59	4.640	8.480	U	U	1.530	pCi/g
ZBED-1A & -2A	6/1/21	0	2	NICKEL-63	1.910	4.250	U	U	1.720	pCi/g
ZBED-1A & -2A	6/2/21	2	4	NICKEL-63	1.990	4.350	U	U	0.961	pCi/g
ZBED-1A & -2A	6/1/21	0	2	NITROBENZENE	2000.000	6660.000	U	U	6660.000	ug/kg
ZBED-1A & -2A	6/2/21	2	4	NITROBENZENE	103.000	342.000	U	U	342.000	ug/kg
ZBED-1A & -2A	6/1/21	0	2	N-NITROSODIPHENYLAMINE+ DIPHENYLAMINE	2000.000	6660.000	U	U	6660.000	ug/kg
ZBED-1A & -2A	6/2/21	2	4	N-NITROSODIPHENYLAMINE+ DIPHENYLAMINE	103.000	342.000	U	U	342.000	ug/kg
ZBED-1A & -2A	6/1/21	0	2	N-NITROSODIPROPYLAMINE	2000.000	6660.000	U	U	6660.000	ug/kg
ZBED-1A & -2A	6/2/21	2	4	N-NITROSODIPROPYLAMINE	103.000	342.000	U	U	342.000	ug/kg
ZBED-1A & -2A	6/1/21	0	2	NONVOLATILE BETA	1.920	5.220			19.600	pCi/g
ZBED-1A & -2A	6/2/21	2	4	NONVOLATILE BETA	1.460	4.360			21.000	pCi/g
ZBED-1A & -2A	6/1/21	0	2	O-CRESOL (2-METHYLPHENOL)	2000.000	6660.000	U	R	6660.000	ug/kg

Table C-4 236-H Concrete Sample Data

STATION	DATE	TOP DEPTH (in)	BOTTOM DEPTH (in)	ANALYTE	MDL	SQL	LAB QUAL.	REVIEW QUAL.	RESULT	UNITS
ZBED-1A & -2A	6/2/21	2	4	O-CRESOL (2-METHYLPHENOL)	103.000	342.000	U	R	342.000	ug/kg
ZBED-1A & -2A	6/1/21	0	2	P-CHLORO-M-CRESOL	2660.000	6660.000	U	R	6660.000	ug/kg
ZBED-1A & -2A	6/2/21	2	4	P-CHLORO-M-CRESOL	137.000	342.000	U	R	342.000	ug/kg
ZBED-1A & -2A	6/1/21	0	2	PENTACHLOROPHENOL	2000.000	6660.000	U	R	6660.000	ug/kg
ZBED-1A & -2A	6/2/21	2	4	PENTACHLOROPHENOL	103.000	342.000	U	R	342.000	ug/kg
ZBED-1A & -2A	6/1/21	0	2	PHENANTHRENE	200.000	666.000	U	U	666.000	ug/kg
ZBED-1A & -2A	6/2/21	2	4	PHENANTHRENE	10.300	34.200	U	U	34.200	ug/kg
ZBED-1A & -2A	6/1/21	0	2	PHENOL	2000.000	6660.000	U	R	6660.000	ug/kg
ZBED-1A & -2A	6/2/21	2	4	PHENOL	103.000	342.000	U	R	342.000	ug/kg
ZBED-1A & -2A	6/1/21	0	2	PLUTONIUM-238	0.771	1.550	U	U	0.080	pCi/g
ZBED-1A & -2A	6/2/21	2	4	PLUTONIUM-238	0.808	1.990	U	U	0.542	pCi/g
ZBED-1A & -2A	6/1/21	0	2	PLUTONIUM-239/240	0.761	1.540	U	U	0.087	pCi/g
ZBED-1A & -2A	6/2/21	2	4	PLUTONIUM-239/240	0.680	1.410	U	U	0.107	pCi/g
ZBED-1A & -2A	6/1/21	0	2	PLUTONIUM-242	0.840	1.630	U	U	0.035	pCi/g
ZBED-1A & -2A	6/2/21	2	4	PLUTONIUM-242	0.832	1.590	U	U	0.008	pCi/g
ZBED-1A & -2A	6/1/21	0	2	P-NITROANILINE	2000.000	6660.000	U	U	6660.000	ug/kg
ZBED-1A & -2A	6/2/21	2	4	P-NITROANILINE	103.000	342.000	U	U	342.000	ug/kg
ZBED-1A & -2A	6/1/21	0	2	POTASSIUM	6450.000	25200.000			2930000.000	ug/kg
ZBED-1A & -2A	6/2/21	2	4	POTASSIUM	6430.000	25100.000			2790000.000	ug/kg
ZBED-1A & -2A	6/1/21	0	2	POTASSIUM-40	0.418	2.540			13.700	pCi/g
ZBED-1A & -2A	6/2/21	2	4	POTASSIUM-40	0.535	3.520			16.600	pCi/g
ZBED-1A & -2A	6/1/21	0	2	PYRENE	200.000	666.000	U	U	666.000	ug/kg
ZBED-1A & -2A	6/2/21	2	4	PYRENE	10.300	34.200	U	U	34.200	ug/kg
ZBED-1A & -2A	6/1/21	0	2	RADIUM-226	0.316	0.954	J	J	0.944	pCi/g
ZBED-1A & -2A	6/2/21	2	4	RADIUM-226	0.361	1.020	J	J	0.873	pCi/g
ZBED-1A & -2A	6/1/21	0	2	RADIUM-228	1.160	2.860	J	J	1.790	pCi/g
ZBED-1A & -2A	6/2/21	2	4	RADIUM-228	1.250	3.160	J	J	2.180	pCi/g
ZBED-1A & -2A	6/1/21	0	2	SELENIUM	504.000	3020.000	U	U	3020.000	ug/kg
ZBED-1A & -2A	6/2/21	2	4	SELENIUM	502.000	3010.000	U	U	3010.000	ug/kg
ZBED-1A & -2A	6/1/21	0	2	SILVER	101.000	504.000	J	J	161.000	ug/kg
ZBED-1A & -2A	6/2/21	2	4	SILVER	100.000	502.000	U	U	502.000	ug/kg
ZBED-1A & -2A	6/1/21	0	2	SODIUM	7050.000	25200.000			1310000.000	ug/kg
ZBED-1A & -2A	6/2/21	2	4	SODIUM	7030.000	25100.000			761000.000	ug/kg
ZBED-1A & -2A	6/1/21	0	2	STRONTIUM-90	1.520	3.050	U	U	-0.326	pCi/g
ZBED-1A & -2A	6/2/21	2	4	STRONTIUM-90	1.390	3.000	U	U	0.547	pCi/g
ZBED-1A & -2A	6/1/21	0	2	TECHNETIUM-99	3.820	8.080	U	U	-1.580	pCi/g

Table C-4 236-H Concrete Sample Data

STATION	DATE	TOP DEPTH (in)	BOTTOM DEPTH (in)	ANALYTE	MDL	SQL	LAB QUAL.	REVIEW QUAL.	RESULT	UNITS
ZBED-1A & -2A	6/2/21	2	4	TECHNETIUM-99	4.030	8.550	U	U	-1.540	pCi/g
ZBED-1A & -2A	6/1/21	0	2	THALLIUM	504.000	2020.000	U	U	2020.000	ug/kg
ZBED-1A & -2A	6/2/21	2	4	THALLIUM	502.000	2010.000	U	U	2010.000	ug/kg
ZBED-1A & -2A	6/1/21	0	2	THORIUM-228	0.673	2.100	J	J	1.450	pCi/g
ZBED-1A & -2A	6/2/21	2	4	THORIUM-228	0.407	1.510	J	J	1.070	pCi/g
ZBED-1A & -2A	6/1/21	0	2	THORIUM-230	0.599	1.900	U	U	1.230	pCi/g
ZBED-1A & -2A	6/2/21	2	4	THORIUM-230	0.630	1.570	U	U	0.540	pCi/g
ZBED-1A & -2A	6/1/21	0	2	THORIUM-232	0.422	1.540	J	J	0.984	pCi/g
ZBED-1A & -2A	6/2/21	2	4	THORIUM-232	0.374	1.510	J	J	1.190	pCi/g
ZBED-1A & -2A	6/1/21	0	2	TRITIUM	4.650	249.000			62300.000	pCi/g
ZBED-1A & -2A	6/2/21	2	4	TRITIUM	4.500	146.000			21600.000	pCi/g
ZBED-1A & -2A	6/1/21	0	2	URANIUM-233/234	0.735	1.850	U	U	0.538	pCi/g
ZBED-1A & -2A	6/2/21	2	4	URANIUM-233/234	0.416	1.290	J	J	0.706	pCi/g
ZBED-1A & -2A	6/1/21	0	2	URANIUM-235	0.679	1.200	U	U	-0.059	pCi/g
ZBED-1A & -2A	6/2/21	2	4	URANIUM-235	0.390	0.688	U	U	-0.034	pCi/g
ZBED-1A & -2A	6/1/21	0	2	URANIUM-238	0.695	2.060	J	J	0.971	pCi/g
ZBED-1A & -2A	6/2/21	2	4	URANIUM-238	0.273	1.140	J	J	0.783	pCi/g
ZBED-1A & -2A	6/1/21	0	2	VANADIUM	101.000	504.000			14300.000	ug/kg
ZBED-1A & -2A	6/2/21	2	4	VANADIUM	100.000	502.000			21900.000	ug/kg
ZBED-1A & -2A	6/1/21	0	2	ZINC	403.000	2020.000			78100.000	ug/kg
ZBED-1A & -2A	6/2/21	2	4	ZINC	402.000	2010.000			152000.000	ug/kg