

ENVIRONMENTAL COMPLIANCE & AREA COMPLETION PROJECTS (EC&ACP) STANDARD OPERATING PROCEDURES, VOL. I

Manual: C3
 Procedure: ER-IDS-019-020
 Revision: 6
 Effective Date: 11/23/2020
 Type-Class: Checklist
 Page: 1 of 4

METALLURGICAL LABORATORY HAZARDOUS WASTE MANAGEMENT FACILITY (HWMF) POST CLOSURE FIELD INSPECTION CHECKLIST

WORKING COPY

This document is a Working Copy. Prior to start of work, verify this is the latest revision per the Procedure Index.

Dylan Price
 Verified By

05/08/2024
 Date

CAUTION

The Inspector will IMMEDIATELY notify the Post-Closure Manager and Environmental Compliance Authority if there has been a breach or compromise of the institutional controls of this waste unit. This notification will be in accordance with Savannah River Site post-closure inspection procedures.

NOTE

1. Manual C3, Volume 1, Procedure ER-SOP-019, Waste Unit and IOU Inspection and Maintenance, will be referred to for inspection details.
2. Monitoring wells associated with this waste unit are maintained in accordance with EC&ACP monitoring well procedures located at ACP Homepage.
3. Steps in this checklist may be completed concurrently or in any order.

SCHEDULED **UNSCHEDULED**

A = Satisfactory		A or X	Observation/Corrective Action Taken
X = Unsatisfactory (Explanation required)			
1.	VERIFY roads to waste unit are accessible.	A	
2.	VERIFY signs on the fence are in acceptable condition and are legible from a distance of 25 feet. Signs must include "Danger Unauthorized Personnel Keep Out" and include Post Closure Manager and Savannah River Site Operations Center contact information.	X	New signs have been ordered with Post Closure Manager info on them. SEE Map note 3: Reference Maintenance Register: PC-2024-00030

Metallurgical Laboratory Hazardous Waste Management Facility (HWMF) Post Closure Field Inspection Checklist

Manual: C3
 Procedure: ER-IDS-019-020
 Revision: 6
 Page: 2 of 4

SCHEDULED UNSCHEDULED


A = Satisfactory X = Unsatisfactory (Explanation required)	A or X	Observation/Corrective Action Taken	
3.	VERIFY fence is in good condition (e.g., shows no signs of serious wear, no vegetative growth) and unattended gates are locked.	A	
4.	CHECK the soil cover and side slopes for signs of erosion, depression (subsidence) and evidence of burrowing animals.	X	Active ant mounds on soil cover Reference Maintenance register, PC-2024-00028. See map note 1.
5.	CHECK the integrity of drainage ditches for the presence of excessive erosion, sediment buildup, and any debris restricting water flow.	A	
6.	VERIFY that no woody vegetation is growing on the soil cover, AND REMOVE OR IDENTIFY as needed.	A	
7.	VISUALLY CHECK vegetative cover for grass density with no bare spots more than 3 feet by 3 feet in area. The height of the vegetation should not impair visual inspection of the soil cover. This will be determined by the Inspector.	A	
8.	VISUALLY PERFORM a condition check of the survey benchmarks for damage and visibility.	A	
9.	VERIFY annual topographic/subsidence survey has been performed by end of June for current year, AND VERIFY copies of survey results are in EC&ACP Document Control Center.	A	Completed 05/02/2023 SRNS-J2000-2023-00438

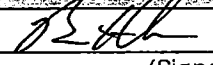
Metallurgical Laboratory Hazardous Waste Management Facility (HWMF) Post Closure Field Inspection Checklist

Manual: C3
 Procedure: ER-IDS-019-020
 Revision: 6
 Page: 3 of 4

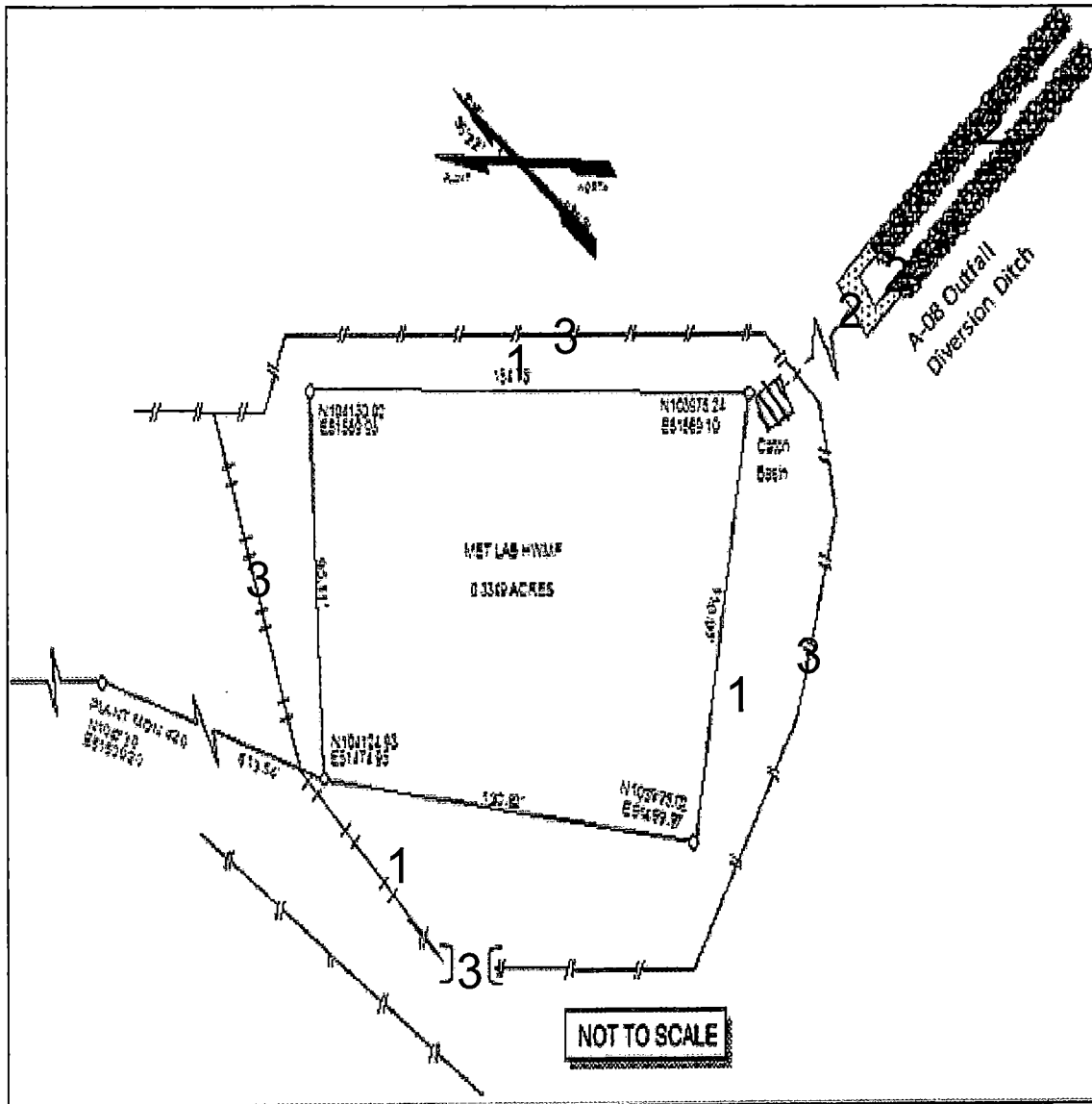
SCHEDULED UNSCHEDULED

	A = Satisfactory X = Unsatisfactory (Explanation required)	A or X	Observation/Corrective Action Taken
10.	INSPECT A-08 Outfall Diversion Ditch for the presence of erosion and debris restricting water flow.	X	Herbicide needs to be sprayed in A-008 Diversion ditch SEE MAP NOTE: 2. Maintenance Register PC-2024-00031
11.	Other None	A	

Inspected By		
Dylan Price (Print Name)	 (Signature)	5/8/2024 (Date)

Reviewed By Post-Closure Manager		
Brian Hanshew (Print Name)	 (Signature)	6/4/2024 (Date)

Map of Metallurgical Laboratory HWMF



NOTES: Note 1: Applied 1LB of extiguish ant bait. Maintenance register PC-2024-00028

NOTE 2: Had roads and grounds spray A-008 Outfall with herbicide. Maintenance register PC-2024-00031

NOTE 3: Ordered new Waste site signs with proper info on it. Maintenance register PC-2024-00030

no further entries

DP 5-8-24

POST CLOSURE MAINTENANCE REGISTER

Index Number

Unit Name

15 METALLURGICAL LABORATORY HAZARDOUS WASTE MANAGEMENT FACILITY - 904-110G

Watershed UPPER THREE RUNS

AHA # NA
Work Order # 756934
Work Group POST CLOSURE MAINTENANCE
Priority Medium
RCRA YES
Maintenance Number PC-2024-00031 **Maintenance Status** Complete
Inspection Date 5/8/2024 **Chemical Type** NA
Completion Date 5/15/2024 **Chemical Name**
Amount Used

Description Of Maintenance Item

Vegetation needs herbicide applied in A-008 Diversion Ditch

Maintenance Item Corrected

Roads and Grounds applied herbicide in A-008 OUTFALL

Notes ER-IDS-019-020

Approved by : Brian Harsnew - ACP Post Closure Manager

Signature



Approval date :

6/4/2024

POST CLOSURE MAINTENANCE REGISTER

Index Number

Unit Name

15 METALLURGICAL LABORATORY HAZARDOUS WASTE MANAGEMENT FACILITY - 904-110G

Watershed UPPER THREE RUNS

AHA # AHA-ER-5534
Work Order # NA
Work Group POST CLOSURE MAINTENANCE
Priority Medium
RCRA YES

Maintenance Number	PC-2024-00028	Maintenance Status	Complete
Inspection Date	5/8/2024	Chemical Type	Pesticide
Completion Date	5/8/2024	Chemical Name	Extinguish
		Amount Used	1.0 Pounds


Description Of Maintenance Item
Active ant mounds on waste unit

Maintenance Item Corrected
Applied Extinguish pesticide

Notes ER-IDS-019-020

Approved by : Brian Hanshaw - ACP Post Closure Manager

Signature



Approval date :

6/4/2024